

View/Print Label

1. **Ensure there are no other shipping or tracking labels attached to your package.** Select the Print button on the print dialogue box that appears. Note: If your browser does not support this function, select Print from the File menu to print the label.

2. **Fold the printed label at the solid line below.** Place the label in a UPS Shipping Pouch. If you do not have a pouch, affix the folded label using clear plastic shipping tape over the entire label.

3. GETTING YOUR SHIPMENT TO UPS

Customers with a scheduled Pickup

- o Your driver will pickup your shipment(s) as usual.

Customers without a scheduled Pickup




- o Schedule a Pickup on ups.com to have a UPS driver pickup all of your packages.
- o Take your package to any location of The UPS Store®, UPS Access Point(TM) location, UPS Drop Box, UPS Customer Center, Staples® or Authorized Shipping Outlet near you. To find the location nearest you, please visit the 'Locations' Quick link at ups.com.

UPS Access Point™
 THE UPS STORE
 144 N BEVERWYCK RD
 LAKE HIAWATHA NJ 07034-1932

UPS Access Point™
 MICHAELS STORE # 9194
 1099 US HIGHWAY 46
 PARSIPPANY NJ 07054-2177

UPS Access Point™
 THE UPS STORE
 141 HAWKINS PL
 BOONTON NJ 07005-1127

FOLD HERE

<p>ILLYA TSEMENKO 9085164372 ILLYA TSEMENKO 79 GABRIEL DR MONTVILLE NJ 07045</p> <p>SHIP TO: 303-554-0307 TOM KNOX 4475 WHITNEY PLACE BOULDER CO 80305</p> <p>89 LBS DWT: 34,25,20 AH</p> <p>1 OF 1</p>	<p>H</p> <p>CO 802 9-49</p> 	<p>UPS GROUND</p> <p>TRACKING #: 1Z ZWT 353 P9 2003 0013</p>		<p>BILLING: P/P ATTENTION UPS DRIVER: SHIPPER RELEASE UPS CARBON NEUTRAL SHIPMENT</p> <p>Reference #1: DW4910</p> <p>XOL 20.10.23 NV45 34.0A 10/2020*</p> 
---	---	---	--	---