

LED CURING LAMPS

DELO



DELOLUX 20

Version: A1 / A2

DELOLUX 20









Version: A4

DELOLUX 202

Version: A1 / A2

DELOLUX 203

Version: A1 / A2

Description	High-intensity area lamp for evenly irradiated bonding areas	High-intensity area lamp for evenly irradiated bonding areas	High-intensity area lamp for evenly irradiated bonding areas	High-intensity area lamp for evenly irradiated bonding areas
Dimensions of lamp head	112 mm × 112 mm × 121 mm	112 mm × 112 mm × 180 mm	209 mm × 67 mm × 121 mm	112 mm × 112 mm × 121 mm
Light exit area	100 mm × 100 mm 	100 mm × 100 mm 	202 mm × 49 mm 	100 mm × 100 mm 
Wavelength/typical intensity	365 nm (A1): ≥ 600 mW/cm ² @ 2 mm 365 nm (A2): ≥ 1,200 mW/cm ² @ 2 mm 400 nm (A1): ≥ 1,000 mW/cm ² @ 2 mm 400 nm (A2): ≥ 2,000 mW/cm ² @ 2 mm 460 nm (A1): ≥ 1,000 mW/cm ² @ 2 mm 460 nm (A2): ≥ 2,000 mW/cm ² @ 2 mm	365 nm: ≥ 2,400 mW/cm ² @ 2 mm 400 nm: ≥ 4,000 mW/cm ² @ 2 mm Head with different wavelengths 365 nm & 400 nm: 365 nm: ≥ 1,200 mW/cm ² ; 400 nm: ≥ 2,000 mW/cm ² @ 2 mm	365 nm (A1): ≥ 600 mW/cm ² @ 2 mm 365 nm (A2): ≥ 1,200 mW/cm ² @ 2 mm 400 nm (A1): ≥ 1,000 mW/cm ² @ 2 mm 400 nm (A2): ≥ 2,000 mW/cm ² @ 2 mm 460 nm (A1): ≥ 1,000 mW/cm ² @ 2 mm 460 nm (A2): ≥ 2,000 mW/cm ² @ 2 mm	365 nm (A1): ≥ 600 mW/cm ² @ 2 mm 365 nm (A2): ≥ 1,200 mW/cm ² @ 2 mm
Cooling mechanism	 Active air cooling	 Active air cooling	 Active air cooling	 Via external cooling profile (liquid or passive)
Control	DELOLUX pilot and optionally downstream PLC	DELOLUX pilot and optionally downstream PLC	DELOLUX pilot and optionally downstream PLC	DELOLUX pilot and optionally downstream PLC

DELOLUXcontrol

The measuring device can be used to detect changes in light intensity that may be caused by aging, contamination, impurities or changes in distance of the lamp heads. It can be equipped and operated with different detector heads. The EEPROM

technology used makes an additional, regular calibration of the display units with the sensor heads unnecessary. This allows detector heads and display units to be changed or expanded quickly and easily.



Highest quality

All DELO devices are "made in Windach". To ensure maximum quality of our products, we bundle development, production, technical testing and support (e. g. also process simulations) at our headquarters. However, our sales engineers will also support you wherever you are – worldwide from our subsidiaries or one of our representative offices.

Plug and play



The DELOLUX lamps and matching base units can be integrated into production lines via plug & play. Immediately after connecting, the base unit automatically releases all important information about the plugged-in light source, without the need for manual configuration in advance. Within a few minutes, the devices are ready for use.



Further information:

www.DELO.show/light-curing

DELO

DELO Industrial Adhesives

China | HQ Germany | France | Italy | Japan | Korea
Malaysia | Singapore | Thailand | Czech Republic | USA

The technical data are for informational purposes only. Specific values can be found in the user manual. It is the user's responsibility to test the suitability of the device for the intended purpose by considering all specific requirements. If you need support in using the devices, please feel free to ask your contacts in our Sales Department.

www.DELO-adhesives.com

