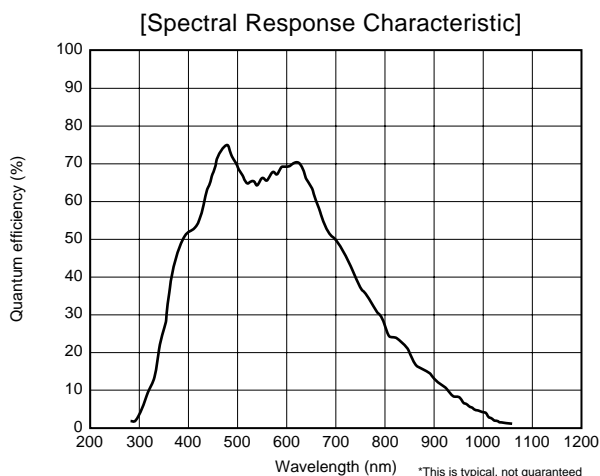




▲ Shown with optional lens.

The C7500 incorporates a new 1/2-inch interline CCD with high sensitivity in the near-infrared region, 770 nm to 1100 nm, which surpasses that of conventional CCD cameras.



FEATURES

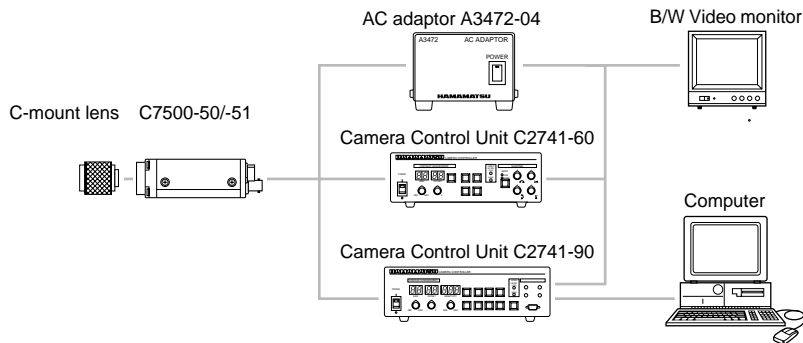
- **High Sensitivity in the Near-Infrared Region**
- **High S/N Ratio**
C7500-50 : 56 dB(EIA)
C7500-51 : 54 dB(CCIR)
- **Small Readout Noise**
- **High Resolution**
C7500-50 : 570(H) × 485(V) TV Line(EIA)
C7500-51 : 560(H) × 575(V) TV Line(CCIR)
- **On-chip Integration**
A dedicated camera control unit enables images to be accumulated on the CCD chip with improved sensitivity.

SPECIFICATIONS

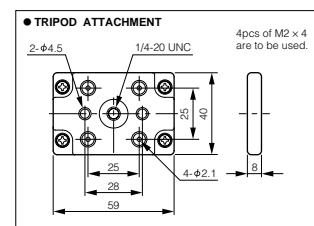
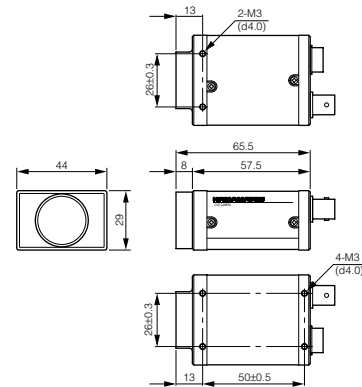
Type no.	C7500-50	C7500-51
Pickup device	1/2" Interline transfer CCD	
Scan type	Interrace scan	
Number of pixels (H) × (V)	768 × 494	752 × 582
Cell size (H × V) μm	8.4 × 9.8	8.6 × 8.3
Effective number of pixels	756 × 485	739 × 575
Resolution (H) × (V) TV lines	570 × 485	560 × 575
Lens mount (F,B)	C-mount (17.526 mm)	
Sync system	EIA	CCIR
Internal sync	Yes	
External sync	HD/VD	Yes
	SYNC	Yes
	R.R.	Yes
	Impedance	75 Ω (High)
AGC	ON / OFF / Fixed	
Gamma	1 / 0.45	
Camera output	Video (HD / VD)	
Minimum sensitivity	1 lux, F1.4, (AGC = ON, γ = OFF)	
Power requirements	DC 12 V (12P)	
Power consumption	2.0 W	
Typical sensitivity	400 lux, F16 (2856 K)	
S/N ratio	56 dB	54 dB
Electronic shutter	Flickerless, 1/125 to 1/10,000 sec.	
On-chip Integration	Yes	

SYSTEM CONFIGURATION EXAMPLES

- The system can be configured to accommodate various applications, including image acquisition, image enhancement, image improvement, image measurement, and image filing.



DIMENSIONAL OUTLINES (UNIT: mm)



(Weight: Approx. 110g)



★ Product and software package names noted in this documentation are trademarks or registered trademarks of their respective manufacturers.

- Subject to local technical requirements and regulations, availability of products included in this promotional material may vary. Please consult with our sales office
 - Information furnished by HAMAMATSU is believed to be reliable. However, no responsibility is assumed for possible inaccuracies or omissions.
- Specifications and external appearance are subject to change without notice.

© 2000 Hamamatsu Photonics K.K.

HAMAMATSU

Homepage Address <http://www.hamamatsu.com>

HAMAMATSU PHOTONICS K.K., Systems Division
812 Joko-cho, Hamamatsu City, 431-3196, Japan, Telephone: (81)53-431-0124, Fax: (81)53-435-1574, E-mail: export@sys.hpk.co.jp

U.S.A. and Canada: Hamamatsu Photonic Systems: 360 Foothill Road, Bridgewater, N.J. 08807-0910, U.S.A., Telephone: (1)908-231-1116, Fax: (1)908-231-0852, E-mail: usa@hamamatsu.com

Germany: Hamamatsu Photonics Deutschland GmbH: Arzbergerstr. 10, D-82211 Herrsching am Ammersee, Germany, Telephone: (49)8152-375-0, Fax: (49)8152-2658, E-mail: info@hamamatsu.de

France: Hamamatsu Photonics France S.A.R.L.: 8, Rue du Saule Trapu, Parc du Moulin de Massy, 91882 Massy Cedex, France, Telephone: (33)1 69 53 71 00, Fax: (33)1 69 53 71 10, E-mail: infos@hamamatsu.fr

United Kingdom: Hamamatsu Photonics UK Limited: 2 Howard Court, 10 Tewin Road, Welwyn Garden City, Hertfordshire, AL7 1BW, U.K., Telephone: (44) 1707-294888, Fax: (44) 1707-325777, E-mail: info@hamamatsu.co.uk

North Europe: Hamamatsu Photonics Norden AB: Smidesvägen 12, SE-171-41 Solna, Sweden, Telephone: (46)8-509-031-00, Fax: (46)8-509-031-01, E-mail: info@hamamatsu.se

Italy: Hamamatsu Photonics Italia S.R.L.: Strada della Mois, 1/E 20020 Arese (Milano), Italy, Telephone: (39)02-935 81 733, Fax: (39)02-935 81 741, E-mail: info@hamamatsu.it

Cat. No. SICS1086E01
AUG/2001 HPK
Created in Japan (PDF)