



# Vacuum Control Catalog 2021-2023

Vacuum Gauges, Fittings and Feedthroughs





# Table of Contents

## GAUGE SELECTION OVERVIEW

### VACUUM GAUGES

#### Active Vacuum Gauges & Controller

Porter™ CDG020D Ambient Capacitance Diaphragm Gauge .....	A1
SKY® CDG025D, CDG025D-S Ambient Capacitance Diaphragm Gauge .....	A5
SKY® CDG025D-X3 Ambient Capacitance Diaphragm Gauge .....	A9
SKY® CDG025D-X3 4-20mA current loop Ambient Capacitance Diaphragm Gauge .....	A13
Edge™ CDG025D2 with EtherCAT Ambient Capacitance Diaphragm Gauge .....	A17
SKY® CDG045D Heated Capacitance Diaphragm Gauge .....	A21
Edge™ CDG045D2 Heated Capacitance Diaphragm Gauge .....	A27
Stripe™ CDG045Dhs Heated Capacitance Diaphragm Gauge .....	A33
Cube™ CDGsci Heated Capacitance Diaphragm Gauge .....	A37
SKY® CDG100D Heated Capacitance Diaphragm Gauge .....	A41
Edge™ CDG100D2 Heated Capacitance Diaphragm Gauge .....	A47
Stripe™ CDG100Dhs Heated Capacitance Diaphragm Gauge .....	A51
SKY® CDG160D / CDG200D Heated Capacitance Diaphragm Gauge .....	A55
VGD500 Pressure Display for CDG .....	A63
Application specific CDG solution .....	A65
PSG500/-S, PSG502-S, PSG510-S, PSG512-S Pirani Standard Gauge .....	A67
PSG550, PSG552, PSG554 Pirani Standard Gauge .....	A71
PGE500 Pirani Gauge Enhanced .....	A79
PGE500 DeviceNet Pirani Gauge Enhanced .....	A83
PGE300 Pirani Gauge Enhanced .....	A89
PCG550, PCG552, PCG554 Pirani Capacitance Diaphragm Gauge .....	A95
BAG302 Bayard-Alpert Hot Ion Gauge .....	A103
BAG402 Bayard-Alpert Hot Ion Gauge .....	A107
BPG400 Bayard-Alpert Pirani Gauge .....	A111
BPG402-S Bayard-Alpert Pirani Gauge .....	A115
TripleGauge® BCG450 Bayard-Alpert Pirani Capacitance Diaphragm Gauge .....	A121
HPG400 High Pressure Hot Ionization Pirani Gauge .....	A127
Gemini™ MPG55x / MAG55x Inverted Magnetron/Inverted Magnetron Pirani Gauge .....	A133
MPG400/401 Inverted Magnetron/Inverted Magnetron Pirani Gauge .....	A141
Augent™ OPG550 Optical Plasma Gauge .....	A145
VGC501, VGC502, VGC503 Vacuum Gauge Controllers .....	A149
PGD500 Pirani Gauge Display .....	A153

#### Passive Vacuum Gauges & Controller

PGE050 Pirani Gauge Enhanced - Passive .....	A157
VGC031 Vacuum Gauge Controller - Passive .....	A161
BAG050 - BAG053 & BAG055 Bayard Alpert Vacuum Gauge Heads - Passive .....	A165
MAG050, MAG060 Inverted Magnetron Heads - Passive .....	A169
VGC083A, VGC083B, VGC083C Vacuum Gauge Controller - Passive .....	A173

#### Vacuum Switches

VSA100A Vacuum Switch .....	A179
VSA200, VSD200 Vacuum Switch .....	A181
VSC150A Vacuum Switch .....	A185

**Services**

Vacuum Gauges Calibration Service .....A189  
 Vacuum Control Inspection Documents Service .....A191

**VACUUM FEEDTHROUGHS**

**Vacuum Feedthroughs**

FRH DN 16 – DN 63 Rotary Feedthroughs ISO-KF / ISO-K ..... B1  
 FRU DN 16 - DN 40 Rotary Feedthroughs CF ..... B3  
 FCH DN 16 - DN 40 Rotary/Linear Motion Feedthroughs ISO-KF ..... B5  
 FPU DN 16 - DN 40 Linear Motion Feedthroughs CF ..... B7  
 DN 16 ISO-KF Electrical Feedthroughs ..... B9  
 DN 40 ISO-KF Electrical Feedthroughs ..... B11  
 DN 16 CF-F Electrical Feedthroughs ..... B13  
 DN 40 CF-F Electrical Feedthroughs ..... B15  
 DN 40 ISO-KF High Current Feedthrough ..... B19  
 BNC / MHV DN 16 - 40 Coaxial Feedthroughs ISO-KF/CF-F ..... B21  
 Metal-Ceramic Connections Vacuum Feedthroughs ..... B23  
 DN 40 Liquid Feedthroughs ISO-KF/CF-F ..... B25  
 DN 16 - DN 50 ISO-KF Viewports ..... B27  
 DN 63 - DN 160 ISO-K Viewports ..... B29  
 DN 16 - DN 160 CF Viewports ..... B31  
 DN 63 - DN 160 ISO-F Viewports ..... B33  
 Vacuum Ball Bearings Vacuum Feedthroughs ..... B35  
 Lubricants and Sealing Materials Vacuum Feedthroughs ..... B37

**VACUUM FITTINGS**

**Specifications**

Seals Materials & Pressure Ranges Specifications ..... C1

**ISO-KF Small Flange Components**

Connection Elements ISO-KF Small Flange Components ..... C3  
 Seals ISO-KF Small Flange Components ..... C9  
 Flanges ISO-KF Small Flange Components ..... C19  
 Pipe Fittings ISO-KF Small Flange Components ..... C21  
 Bellows/Hose with Flanges ISO-KF Small Flange Components ..... C27  
 Transition Pieces ISO-KF Small Flange Components ..... C31  
 Hose, Hose Connection ISO-KF Small Flange Components ..... C37

**ISO-K Clamp Flange Components**

Connection Elements ISO-K Clamp Flange Components ..... C41  
 Seals ISO-K Clamp Flange Components ..... C43  
 Flanges ISO-K Clamp Flange Components ..... C47  
 Pipe Fittings ISO-K Clamp Flange Components ..... C49  
 Bellows/Hose with Flanges ISO-K Clamp Flange Components ..... C53  
 Transition Pieces ISO-K Clamp Flange Components ..... C55  
 Protective Lids ISO-K Clamp Flange Components ..... C59

**ISO-F Fixed Flange Components**

Flange Components ISO-F Fixed Flange Components ..... C61

**UHV CF Components**

Connection Elements UHV CF Components ..... C65  
 Seals UHV CF Components ..... C67



Flanges UHV CF Components .....	C71
Pipe Fittings UHV CF Components .....	C77
Bellows/Hose with Flanges UHV CF Components .....	C81
Transition Pieces UHV CF Components .....	C83
Protective Lids UHV CF Components .....	C85



---

# **Gauge Selection Overview**

---

### Capacitance Diaphragm Gauge

CDG: gas type independent, high accuracy, corrosion resistant

Sensor Temperature [°C]	Accuracy [%]	Characteristics	Setpoints	Full scales [Torr] ...		
				10m	100m	1
Ambient	0.5	Compact Gauge	w/o			
	1					
Ambient	0.2	Standard Gauge	w/o		0.1 - 100m	0.0005 - 1
			2		0.1 - 100m	0.0005 - 1
		Process Gauge	2		0.1 - 100m	0.0005 - 1
		Current Loop 4-20mA	w/o		0.1 - 100m	0.0005 - 1
Ambient	0.2	EtherCAT	2			0.0005 - 1
45	0.15	Process Gauge	2		0.1 - 100m	0.0005 - 1
		Compact Gauge, EtherCAT			0.0005 - 1	
		Fast Process Gauge		0.01 - 10m	0.1 - 100m	0.0005 - 1
45	0.025	Reference Gauge	w/o		0.1 - 100m	0.0005 - 1
100	0.2	Process Gauge	2		0.1 - 100m	0.0005 - 1
		Compact Gauge, EtherCAT			0.0005 - 1	
		Fast Process Gauge			0.1 - 100m	0.0005 - 1
160	0.4	Process Gauge	2			0.0005 - 1
200	0.4	Process Gauge	2			0.0005 - 1
Ambient	0.4	OEM Integration	2			

Please select part number, flange, connector, filter, field bus, etc in ordering information on website or datasheet.

...Full scales [Torr]			Product	Type	Page
10	100	1000			
0.01 - 10	0.1 - 100	1 - 1000	CDG020D	Porter™	A1
0.01 - 10	0.1 - 100	1 - 1000	CDG025D	SKY®	A5
			CDG025D-S		
0.01 - 10	0.1 - 100	1 - 1000	CDG025D-X3	SKY®	A9
0.01 - 10	0.1 - 100	1 - 1000	CDG025D-X3	SKY®	A13
0.01 - 10	0.1 - 100	1 - 1000	CDG025D2	Edge™	A17
0.01 - 10	0.1 - 100	1 - 1000	CDG045D	SKY®	A21
0.01 - 10	0.1 - 100	1 - 1000	CDG045D2	Edge™	A27
0.01 - 10	0.1 - 100	1 - 1000	CDG045Dhs	Stripe™	A31
0.01 - 10	0.1 - 100	1 - 1000	CDGsci	Cube™	A35
0.01 - 10	0.1 - 100	1 - 1000	CDG100D	SKY®	A39
0.01 - 10	0.1 - 100	1 - 1000	CDG100D2	Edge™	A45
0.01 - 10	0.1 - 100	1 - 1000	CDG100Dhs	Stripe™	A49
0.01 - 10	0.1 - 100	1 - 1000	CDG160D	SKY®	A53
0.01 - 10	0.1 - 100	1 - 1000	CDG200D	SKY®	A53
0.01 - 10	0.1 - 100	1 - 1000	CDS500D	Spot™	on request



### Thermal Conductivity Et Ionization Gauges

Applications	Pressure Range [mbar]						
	XHV	Ultra High Vacuum	High Vacuum	Medium Vacuum	Low Vacuum	ATM	
	10 <sup>-12</sup>		10 <sup>-7</sup>	10 <sup>-3</sup>	1	1000	
<ul style="list-style-type: none"> <li>Fore vacuum pressure monitoring</li> <li>Safety circuits in vacuum systems</li> <li>General vacuum measurement and control from atmosphere to the medium vacuum range</li> </ul>							
<ul style="list-style-type: none"> <li>Load lock control</li> <li>Fore vacuum pressure monitoring</li> <li>Safety circuits in vacuum systems</li> <li>General vacuum measurement and control from atmosphere to the medium vacuum range</li> </ul>							
<ul style="list-style-type: none"> <li>General vacuum measurement and control in the medium to the low vacuum range</li> <li>Fore vacuum pressure monitoring</li> </ul>							
<ul style="list-style-type: none"> <li>Pressure measurement in semiconductor process and transfer chambers</li> <li>Industrial coating</li> <li>General vacuum measurement and control from atmosphere to the ultra high vacuum range</li> </ul>							
<ul style="list-style-type: none"> <li>Pressure measurement in Semiconductor process, transfer and loadlock chambers</li> <li>Industrial coating</li> <li>General vacuum measurement and control from atmosphere to the ultra high vacuum range</li> </ul>							
<ul style="list-style-type: none"> <li>Sputter applications in Semiconductor manufacturing, electronics and media industry</li> <li>Industrial coating</li> <li>General vacuum measurement and control in medium to the high vacuum range</li> </ul>							
<ul style="list-style-type: none"> <li>Base pressure monitoring and control, from atmosphere to high vacuum in evaporation and sputter coating applications</li> <li>General vacuum measurement - industrial furnaces, architectural glass, semiconductor, refrigeration and air conditioning</li> <li>Analytical and R&amp;D applications - mass spectrometry, electron microscopes, medial, ophthalmic, optical and high energy physics</li> </ul>							
<ul style="list-style-type: none"> <li>General vacuum measurement and control in medium and high vacuum range</li> <li>High vacuum pressure monitoring</li> <li>Base pressure for evaporation and sputtering systems</li> </ul>							
<ul style="list-style-type: none"> <li>General vacuum measurement and control in the high vacuum range</li> <li>High vacuum pressure monitoring</li> <li>Evaporation and sputtering systems</li> </ul>							

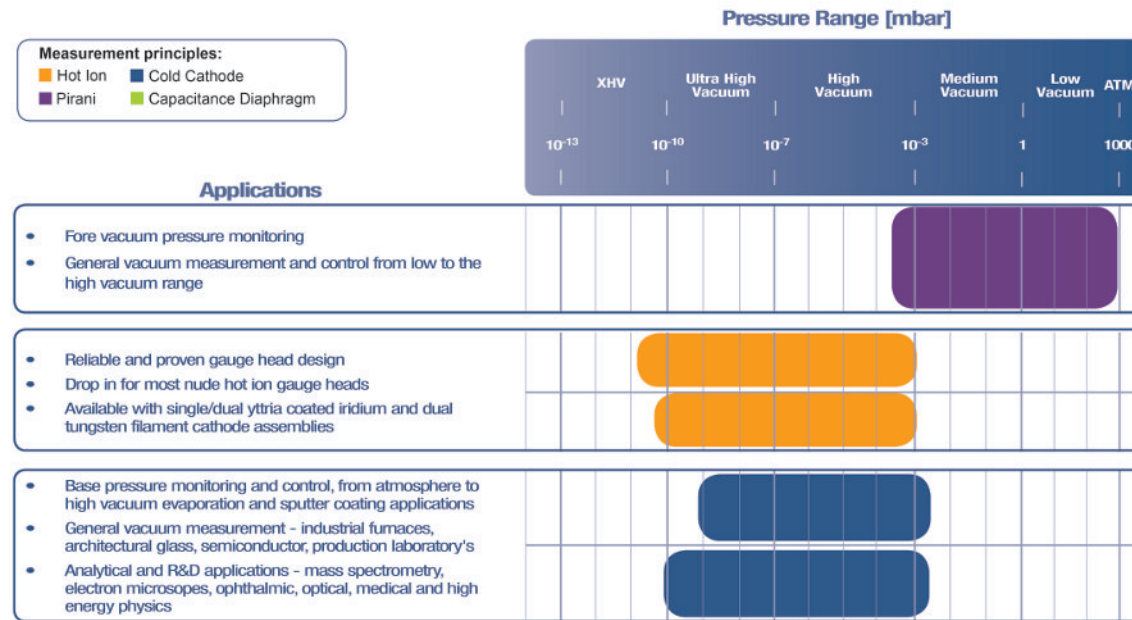
**Measurement principles:**

- Hot Ion
- Cold Cathode
- Pirani
- Capacitance Diaphragm

Corrosion resistant version	Setpoints	Display	Controller		Interfaces			Principle	Product	Page	
			VGC50x	PGD500	RS232	RS485	DeviceNet				Profibus
✓	2		✓	✓					Pirani	PSG500	A87
✓	2	✓	✓	✓	✓	✓	✓	✓	Pirani	PSG55x	A91
✓	2	✓	✓	✓	✓	✓	✓	✓	Pirani Capacitance	PCG55x	A105
	1	✓							Convection Enhanced Pirani	PGE300	A101
	2	✓			✓	✓			Convection Enhanced Pirani	PGE500	A97
	2	✓			✓	✓			Bayard-Alpert HotIon	BAG302	A63
									Bayard-Alpert HotIon	BAG402	A66
	2	✓	✓		✓		✓	✓	Bayard-Alpert Pirani	BPG40x	A69/A73
	2	✓	✓		✓		✓	✓	Bayard-Alpert HotIon Pirani Capacitance	BCG450	A78
	2	✓	✓		✓		✓	✓	Hot Ion Pirani	HPG400	A83
✓			✓		✓	✓		✓	Inverted Magnetron / Cold Cathode	MAG5xx	A114/ A119
✓			✓	✓	✓	✓		✓	Inverted Magnetron Pirani / Cold Cathode	MPG5xx	
			✓	✓					Inverted Magnetron Pirani / Cold Cathode	MPG40x	A125
			✓				✓	✓	Penning / Cold Cathode	PEG100	A111

<sup>1)</sup> available July 2018

### Thermal Conductivity Et Ionization Gauges



Corrosion resistant version	Setpoints	Display	Controller		Interfaces				Principle	Product	Page	
			VGC003T	VGC003X	RS232	RS485	DeviceNet	Profibus				EtherCat
			✓							Pirani	PGE050	A133
			✓	✓						Bayard-Alpert Hot Ion	BAG050	A138
			✓	✓						Bayard-Alpert Hot Ion	BAG051 BAG052 BAG053 BAG055	
				✓						Inverted Magnetron / Cold Cathode	MAG050	A142
				✓						Inverted Magnetron / Cold Cathode	MAG050	

---

# **Vacuum Gauges**

---

# Vacuum Gauges

## Active Vacuum Gauges & Controller

Porter™ CDG020D Ambient Capacitance Diaphragm Gauge ..... A1

SKY® CDG025D, CDG025D-S Ambient Capacitance Diaphragm Gauge ..... A5

SKY® CDG025D-X3 Ambient Capacitance Diaphragm Gauge ..... A9

SKY® CDG025D-X3 4-20mA current loop Ambient Capacitance Diaphragm Gauge ..... A13

Edge™ CDG025D2 with EtherCAT Ambient Capacitance Diaphragm Gauge ..... A17

SKY® CDG045D Heated Capacitance Diaphragm Gauge ..... A21

Edge™ CDG045D2 Heated Capacitance Diaphragm Gauge ..... A27

Stripe™ CDG045Dhs Heated Capacitance Diaphragm Gauge ..... A33

Cube™ CDGsci Heated Capacitance Diaphragm Gauge ..... A37

SKY® CDG100D Heated Capacitance Diaphragm Gauge ..... A41

Edge™ CDG100D2 Heated Capacitance Diaphragm Gauge ..... A47

Stripe™ CDG100Dhs Heated Capacitance Diaphragm Gauge ..... A51

SKY® CDG160D / CDG200D Heated Capacitance Diaphragm Gauge ..... A55

VGD500 Pressure Display for CDG ..... A63

Application specific CDG solution ..... A65

PSG500/-S, PSG502-S, PSG510-S, PSG512-S Pirani Standard Gauge ..... A67

PSG550, PSG552, PSG554 Pirani Standard Gauge ..... A71

PGE500 Pirani Gauge Enhanced ..... A79

PGE500 DeviceNet Pirani Gauge Enhanced ..... A83

PGE300 Pirani Gauge Enhanced ..... A89

PCG550, PCG552, PCG554 Pirani Capacitance Diaphragm Gauge ..... A95

BAG302 Bayard-Alpert Hot Ion Gauge ..... A103

BAG402 Bayard-Alpert Hot Ion Gauge ..... A107

BPG400 Bayard-Alpert Pirani Gauge ..... A111

BPG402-S Bayard-Alpert Pirani Gauge ..... A115

TripleGauge® BCG450 Bayard-Alpert Pirani Capacitance Diaphragm Gauge ..... A121

HPG400 High Pressure Hot Ionization Pirani Gauge ..... A127

Gemini™ MPG55x / MAG55x Inverted Magnetron/Inverted Magnetron Pirani Gauge ..... A133

MPG400/401 Inverted Magnetron/Inverted Magnetron Pirani Gauge ..... A141

Augent™ OPG550 Optical Plasma Gauge ..... A145

VGC501, VGC502, VGC503 Vacuum Gauge Controllers ..... A149

PGD500 Pirani Gauge Display ..... A153

## Passive Vacuum Gauges & Controller

PGE050 Pirani Gauge Enhanced - Passive ..... A157

VGC031 Vacuum Gauge Controller - Passive ..... A161

BAG050 - BAG053 & BAG055 Bayard Alpert Vacuum Gauge Heads - Passive ..... A165

MAG050, MAG060 Inverted Magnetron Heads - Passive ..... A169

VGC083A, VGC083B, VGC083C Vacuum Gauge Controller - Passive ..... A173

## Vacuum Switches

VSA100A Vacuum Switch ..... A179

VSA200, VSD200 Vacuum Switch ..... A181

VSC150A Vacuum Switch ..... A185

## Services

Vacuum Gauges Calibration Service ..... A189

Vacuum Control Inspection Documents Service ..... A191



## Ambient Capacitance Diaphragm Gauge

### Porter CDG020D

The INFICON Porter CDG020D Capacitance Diaphragm Gauge is a high quality, cost effective, gas type independent absolute pressure sensor. The Porter is designed for stable long time performance in industrial environments. The ceramic sensor provides excellent span stability over many years of maintenance free operation paired with outstanding zero stability. The corrosion resistant single material sensor architecture guarantees excellent temperature compensation. Fully digital electronics and small footprint defines flexibility in any integration. The Porter vacuum gauge is humble, reliable, always available and never overpaid.

#### ADVANTAGES

- Excellent span stability—gas type independent
- Corrosion resistant alumina sensor
- Compact, smallest size in it's class
- Easy integration, any mounting orientation
- Digital signal processing
- Maintenance free

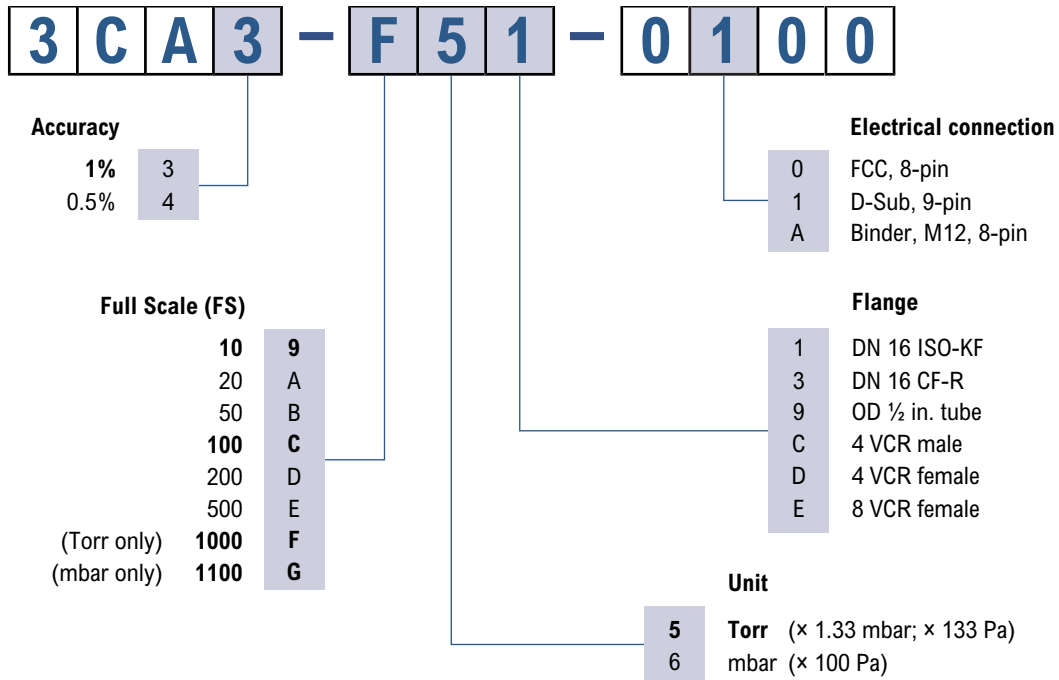
#### APPLICATIONS

- Vacuum coating
- Vacuum monitoring
- Sterilization
- Food and packaging
- Vacuum oven, puller
- Analytical
- Chemical vacuum processes



# Porter CDG020D

## ORDERING INFORMATION



**bold** = standard products

Other flange types on request.

# Porter CDG020D

## SPECIFICATIONS

Measurement Range F.S. (Full Scale)	Torr Pa mbar	1000 133,322 1333	100 13,332 133	10 1,333 13.3	500 66,661 667	200 26,664 267	50 6,666 66.7	20 2,666 27	110,000 1100	10,000 100	1000 10
Accuracy <sup>1)</sup>											
3CA3-xxx-xxx	% of reading						1				
3CA4-xxx-xxx	% of reading						0.5				
Temperature effect											
On zero	% FS / °C						0.02				
On span	% of reading / °C						0.02				
Resolution	% FS						0.05				
Long time stability	% FS / year						0.5				
Lowest reading	% FS						0.05				
Temperature compensated range	°C						+10 ... +50				
Admissible temperature											
Operation (ambient)	°C						0 ... +70				
Bakeout at flange <sup>2)</sup>	°C						≤110				
Storage	°C						-20 ... +85				
Ambient humidity limits	% RH						<80%, non-condensing				
Supply voltage	V (dc)						+13 ... +30				
Power consumption	W						≤0.3				
Output signal (analog)	V (dc)						0 ... +10				
Max. output voltage	V (dc)						+10.24				
Response time <sup>3)</sup>	ms						100				
Degree of protection							IP 40				
Standards											
CE conformity							EMC (EN 61000-6-2, EN 61000-6-3), EN 61010-1 and RoHS				
ETL certification							UL 61010-1, CAN/CSA C22.2 No. 61010-1				
SEMI compliance							SEMI S2				
Electrical connection											
3CAx-xxx-0000							FCC, 8-pin				
3CAx-xxx-0100							D-Sub, 9-pin, male				
3CAx-xxx-0A00							Binder M12, 8-pin, male				
Materials exposed to vacuum							Aluminum oxide ceramic (Al <sub>2</sub> O <sub>3</sub> ), stainless steel 1.4404 (AISI 316L)				
Tightness	mbar l/s						<1x10 <sup>-9</sup>				
Mounting orientation							Any				
Internal volume											
1/2" tube	cm <sup>3</sup> (in. <sup>3</sup> )						3.6 (0.219)				
DN 16 ISO-KF	cm <sup>3</sup> (in. <sup>3</sup> )						3.7 (0.226)				
DN 16 ISO-CF	cm <sup>3</sup> (in. <sup>3</sup> )						5.0 (0.305)				
4 VCR® male	cm <sup>3</sup> (in. <sup>3</sup> )						6.1 (0.372)				
4 VCR® female	cm <sup>3</sup> (in. <sup>3</sup> )						5.6 (0.342)				
8 VCR® female	cm <sup>3</sup> (in. <sup>3</sup> )						5.1 (0.311)				

<sup>1)</sup> Non-linearity, hysteresis, repeatability at 25°C ambient operating temperature without temperature effects after two hours operation

<sup>2)</sup> Non-operation

<sup>3)</sup> Increase 10 ... 90% FS

# Porter CDG020D

Measurement Range	Torr	1000	100	10	500	200	50	20			
F.S. (Full Scale)	Pa	133,322	13,332	1,333	66,661	26,664	6,666	2,666	110,000	10,000	1000
	mbar	1333	133	13.3	667	267	66.7	27	1100	100	10

**Weight**

1/2" tube	g										~94
DN 16 ISO-KF	g										~110
DN 16 ISO-CF	g										~135
4 VCR® male	g										~123
4 VCR® female	g										~133
8 VCR® female	g										~159

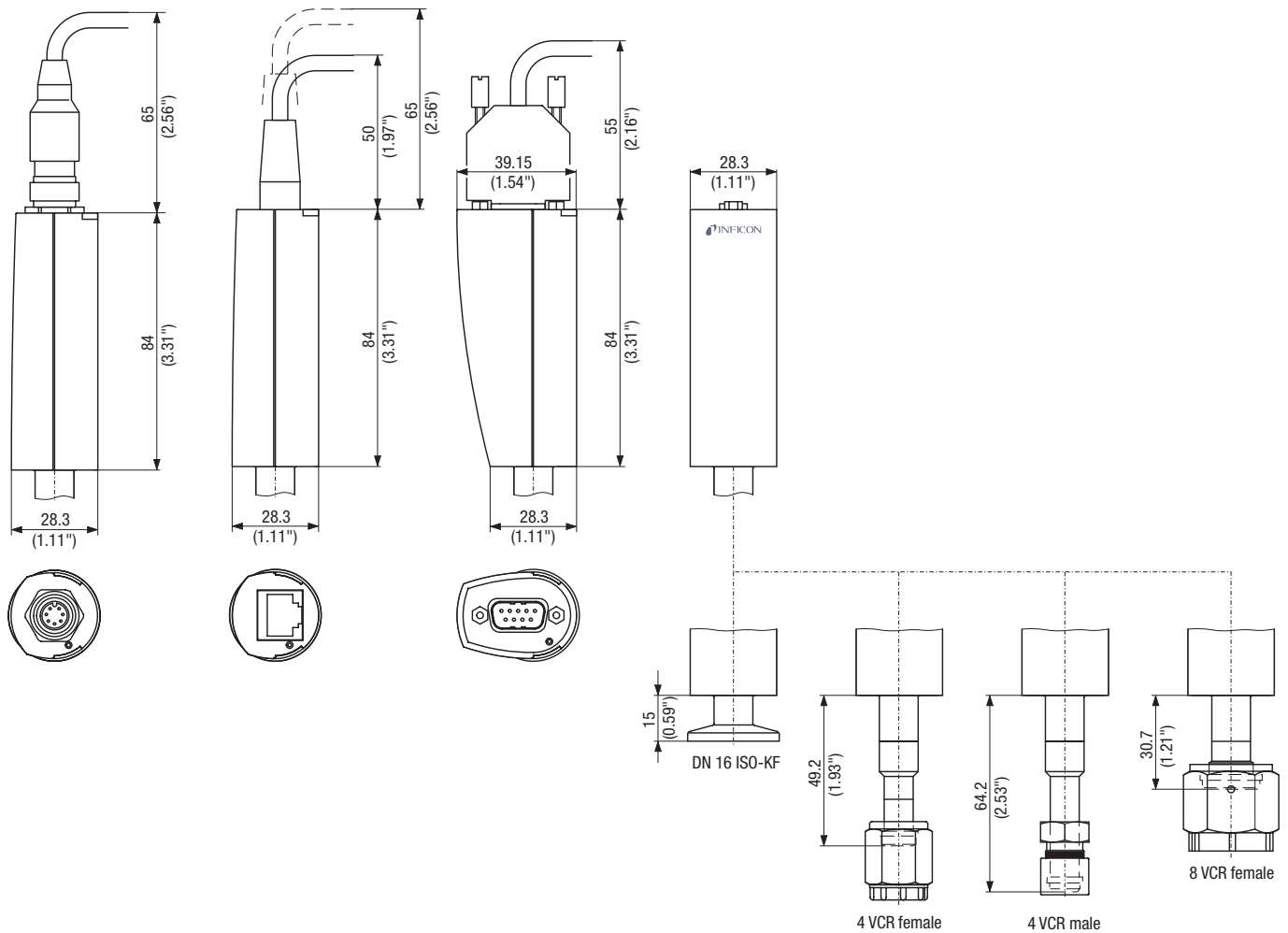
**Maintenance**

none

- 1) Non-linearity, hysteresis, repeatability at 25°C ambient operating temperature without temperature effects after two hours operation
- 2) Non-operation
- 3) Increase 10 ... 90% FS

## DIMENSIONS

mm (in.)





## Ambient Capacitance Diaphragm Gauge

# SKY® CDG025D, CDG025D-S

The INFICON SKY CDG025D Capacitance Diaphragm Gauge line of highly accurate temperature compensated manometers is designed for stable performance in harsh manufacturing tool environments. Advanced digital electronics improve gauge performance and offer easy handling features such as one push button zero function and setpoint adjustment. The corrosion resistant ultra pure ceramic sensor provides excellent zero stability with a long life expectancy of several million pressure cycles, including atmospheric bursts. A unique sensor shielding (patent pending) protects the gauge from process contamination. A robust mechanical design and digital electronics improve EMC compatibility, long term stability and temperature compensation. The CDG025D sets new standards for fast stability after power on and fast recovery from atmospheric pressure exposure.



### ADVANTAGES

- Full scale ranges from 100 mTorr ... 1000 Torr
- Fast stability after power on
- Fast recovery from atmospheric pressure
- Corrosion resistant ceramic sensor
- Excellent long term signal stability
- Temperature compensated
- Sensor protected from contamination
- One push button zero function
- Wide range power supply
- Two setpoints (optional)
- RS232 interface (optional)

### APPLICATIONS

- Semiconductor manufacturing equipment for Etch, CVD, PVD, ALD
- Data storage and display manufacturing equipment
- Industrial vacuum equipment
- General high accuracy pressure measurement

# SKY® CDG025D, CDG025D-S

## ORDERING INFORMATION

### CDG025D, TEMPERATURE COMPENSATED

Full Scale Range			Flange type			
Torr	Pascal	mbar	1/2 in. tube	DN 16 ISO-KF	DN 16 CF-R	8 VCR
1000	133,322	1333	375-000	375-001	375-002	375-003
100	13,332	133	376-000	376-001	376-002	376-003
10	1,333	13.3	377-000	377-001	377-002	377-003
1	133	1.3	378-000	378-001	378-002	378-003
0.1	13.3	0.13	379-000	379-001	379-002	379-003

### CDG025D, WITH 2 SETPOINTS AND RS232 INTERFACE, TEMPERATURE COMPENSATED

Full Scale Range			Flange type			
Torr	Pascal	mbar	1/2 in. tube	DN 16 ISO-KF	DN 16 CF-R	8 VCR
1000	133,322	1333	375-300	375-301	375-302	375-303
-	110,000	1,100	375-500	375-501	375-502	375-503
200	26,664	267	382-300	382-301	382-302	382-303
100	13,332	133	376-300	376-301	376-302	376-303
-	10,000	100	376-500	376-501	376-502	376-503
20	2,666	26.7	383-300	383-301	383-302	383-303
10	1,333	13.3	377-300	377-301	377-302	377-303
-	1,000	10	377-500	377-501	377-502	377-503
1	133	1.3	378-300	378-301	378-302	378-303
-	100	1	378-500	378-501	378-502	378-503
0.25	33.3	0.33	385-300	385-301	385-302	385-303
0.1	13.3	0.13	379-300	379-301	379-302	379-303
-	10	0.1	379-500	379-501	379-502	379-503

**bold** = standard products

Other flange types on request.

# SKY<sup>®</sup> CDG025D, CDG025D-S

## SPECIFICATIONS (TORR BASED STANDARD PRODUCTS)

Measurement Range FS (Full Scale)	Torr Pa mbar	1000 133,322 1333	100 13,332 133	10 1,333 13.3	1 133 1.3	0.1 13 0.13
Accuracy <sup>1)</sup>	% of reading	0.2	0.2	0.2	0.25	0.5
Temperature effect						
on zero	% FS / °C	0.005	0.005	0.005	0.015	0.02
on span	% of reading / °C	0.01	0.01	0.01	0.01	0.03
Resolution	% FS	0.003	0.003	0.003	0.003	0.003
Pressure, max.	kPa (absolute)	400	260	260	260	130
Response time <sup>2)</sup>	ms	30	30	30	30	130
Lowest reading	% FS				0.01	
Lowest suggested reading	% FS				0.05	
Lowest suggested control pressure	% FS				0.5	
Temperature						
Operation (ambient)	°C				+5 ... +50	
Bakeout at flange <sup>3)</sup>	°C				≤110	
Storage	°C				-40 ... +65	
Supply voltage	V (dc)				+14 ... +30	
Power consumption	W				≤1	
Output signal (analog)	V (dc)				0 ... +10	
Degree of protection					IP 30	
Standards						
CE conformity					EN 61000-6-2, EN 61000-6-3, RoHS	
ETL certification					EN 61010, UL 61010-1, CSA 22.2 No.61010-1	
Electrical connection					D-sub, 15 pole, male	
Setpoint <sup>4)</sup>					Two setpoints (SP1, SP2)	
Relay contact	V (dc) / A (dc)				30 / ≤0.5	
Hysteresis	% FS				1	
Materials exposed to vacuum					Aluminum oxide ceramic (Al <sub>2</sub> O <sub>3</sub> ), Vacon 70 <sup>5)</sup> , stainless steel (AISI 316L <sup>6)</sup> , AgCuTi hard solder, sealing glass	
Internal volume						
1/2 in. tube	cm <sup>3</sup> (in. <sup>3</sup> )				3.6 (0.22)	
DN 16 ISO KF	cm <sup>3</sup> (in. <sup>3</sup> )				3.6 (0.22)	
DN 16 CF-R	cm <sup>3</sup> (in. <sup>3</sup> )				3.6 (0.22)	
8 VCR <sup>®</sup>	cm <sup>3</sup> (in. <sup>3</sup> )				3.6 (0.22)	
Weight						
1/2 in. tube	g				310	
DN 16 ISO KF	g				330	
DN 16 CF-R	g				350	
8 VCR <sup>®</sup>	g				370	

<sup>1)</sup> Non-linearity, hysteresis, repeatability at 25°C ambient operating temperature without temperature effects after two hours operation

<sup>2)</sup> Increase 10 ... 90% FS

<sup>3)</sup> Non-operation

<sup>4)</sup> CDG025D-S only

<sup>5)</sup> 28% Ni, 23% Co, 49% Fe

<sup>6)</sup> 18% Cr, 10% Ni, 3% Mo, 69% Fe

# SKY<sup>®</sup> CDG025D, CDG025D-S

## SPECIFICATIONS (TORR BASED OTHER RANGES)

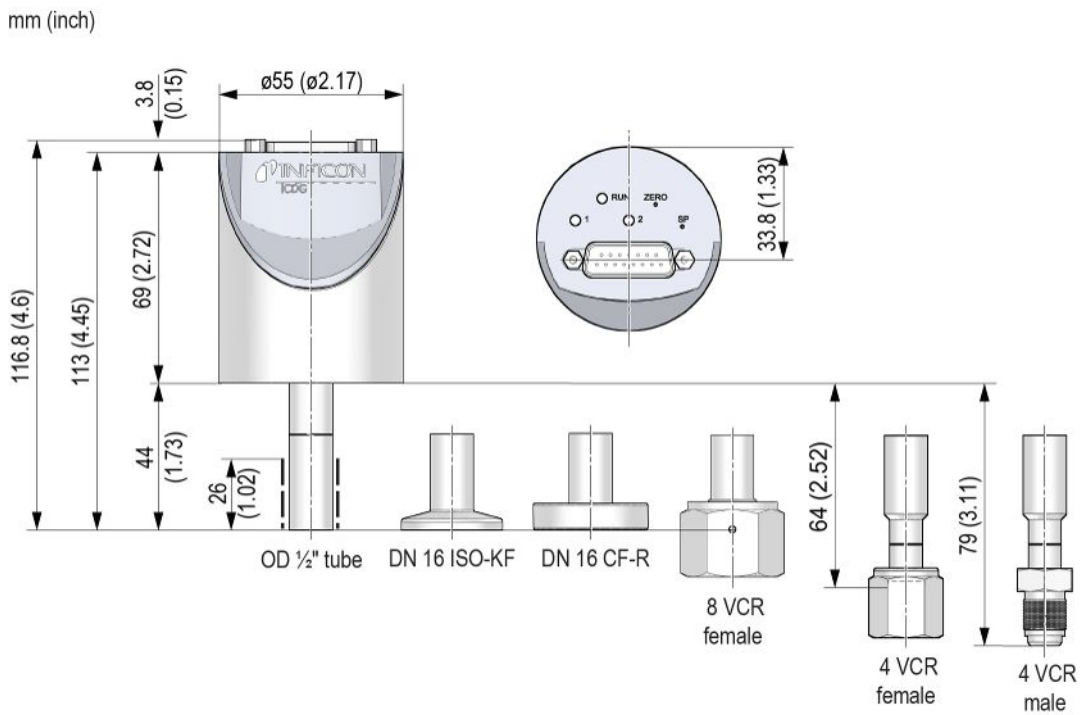
Measurement Range F.S. (Full Scale)	Torr	–	200	–	20	–	–	0,25	–
	Pa	110,000	26,664	110,000	2,666	1,000	100	33.3	10
	mbar	1000	267	100	26,7	10	1	0.33	0.1
Accuracy <sup>1)</sup>	% of reading	0.2	0.2	0.2	0.2	0.2	0.2	0.25	0.5
Temperature effect									
on zero	% F.S. / °C	0.005	0.005	0.005	0.005	0.005	0.015	0.02	0.02
on span	% of reading / °C	0.01	0.01	0.01	0.01	0.01	0.01	0.03	0.03
Resolution	% F.S.	0.003	0.003	0.003	0.003	0.003	0.003	0.003	0.003
Pressure, max.	kPa (absolute)	400	260	260	260	260	260	130	130
Response time <sup>2)</sup>	ms	30	30	30	30	30	30	130	130

<sup>1)</sup> Non-linearity, hysteresis, repeatability at 25°C ambient operating temperature without temperature effects after two hours operation

<sup>2)</sup> Increase 10 ... 90% FS

For further specifications, see table above.

## DIMENSIONS, INTERNAL VOLUME, WEIGHT





## Ambient Capacitance Diaphragm Gauge

### SKY® CDG025D-X3

The INFICON SKY CDG025D Capacitance Diaphragm Gauge line of highly accurate temperature compensated manometers is designed for stable performance in harsh manufacturing tool environments. Advanced digital electronics improve gauge performance and offer easy handling features such as one push button zero function and setpoint adjustment. The corrosion resistant ultra pure ceramic sensor provides excellent zero stability with a long life expectancy of several million pressure cycles, including atmospheric bursts. A unique sensor shielding (patent pending) protects the gauge from process contamination. A robust mechanical design and digital electronics improve EMC compatibility, long term stability and temperature compensation. The CDG025D sets new standards for fast stability after power on and fast recovery from atmospheric pressure exposure.



#### ADVANTAGES

- Full scale ranges from 100 mTorr ... 1000 Torr
- Fast stability after power on
- Fast recovery from atmospheric pressure
- Corrosion resistant ceramic sensor
- Excellent long term signal stability
- Temperature compensated
- Sensor double protected from contamination
- One push button zero function
- Wide range power supply
- Two setpoints
- RS232 interface
- Clean room compliant

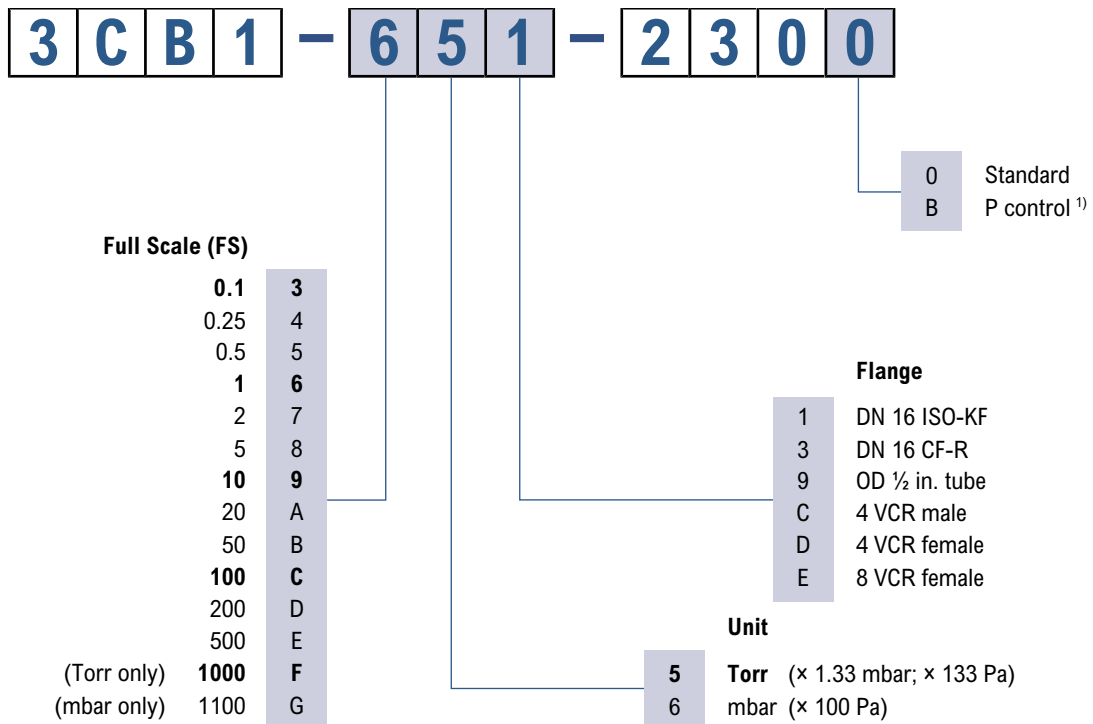
#### APPLICATIONS

Accurate and fast pressure measurement for demanding applications:

- Semiconductor manufacturing equipment for Etch, CVD, PVD, ALD
- Data storage and display manufacturing equipment
- Industrial vacuum equipment
- General high accuracy pressure measurement

# SKY® CDG025D-X3

## ORDERING INFORMATION



1) Optimized signal filter setting for pressure control

**bold** = standard products

Other flange types on request.

# SKY® CDG025D-X3

## SPECIFICATIONS (TORR BASED STANDARD PRODUCTS)

Measurement Range FS (Full Scale)	Torr Pa mbar	1000 133,322 1333	100 13,332 133	10 1,333 13.3	1 133 1.3	0.1 13 0.13
Accuracy <sup>1)</sup>	% of reading	0.2	0.2	0.2	0.2	0.5
Temperature effect						
on zero	% FS / °C	0.005	0.005	0.005	0.015	0.02
on span	% of reading / °C	0.01	0.01	0.01	0.01	0.03
Resolution	% FS	0.003	0.003	0.003	0.003	0.003
Pressure, max.	kPa (absolute)	400	260	260	260	130
Response time <sup>2)</sup>	ms	30	30	30	30	130 / 30 <sup>3)</sup>
Lowest reading	% FS	0.01				
Lowest suggested reading	% FS	0.05				
Lowest suggested control pressure	% FS	0.5				
Temperature						
Operation (ambient)	°C	+5 ... +50				
Bakeout at flange <sup>4)</sup>	°C	≤110				
Storage	°C	-20 ... +65				
Supply voltage	V (dc)	+14 ... +30				
Power consumption	W	≤1				
Output signal (analog)	V (dc)	0 ... +10				
Degree of protection		IP 30				
Standards						
CE conformity		EN 61000-6-2, EN 61000-6-3, EN 61010, RoHS				
ETL certification		UL 61010-1, CSA 22.2 No.61010-1				
Electrical connection		D-Sub, 15-pin, male				
Setpoint		Two setpoints (SP1, SP2)				
Relay contact	V (dc) / A (dc)	30 / ≤0.5				
Hysteresis	% FS	1				
Materials exposed to vacuum		Aluminum oxide ceramic (Al <sub>2</sub> O <sub>3</sub> ), stainless steel (AISI 316L <sup>5)</sup> )				
Internal Volume						
1/2 in. tube	cm <sup>3</sup> (in. <sup>3</sup> )	3.6 (0.22)				
DN 16 ISO KF	cm <sup>3</sup> (in. <sup>3</sup> )	3.6 (0.22)				
DN 16 CF-R	cm <sup>3</sup> (in. <sup>3</sup> )	3.6 (0.22)				
8 VCR <sup>®</sup>	cm <sup>3</sup> (in. <sup>3</sup> )	3.6 (0.22)				
Weight						
1/2 in. tube	g	310				
DN 16 ISO KF	g	330				
DN 16 CF-R	g	350				
8 VCR <sup>®</sup>	g	370				

<sup>1)</sup> Non-linearity, hysteresis, repeatability at 25°C ambient operating temperature without temperature effects after two hours operation

<sup>2)</sup> Increase 10 ... 90% FS

<sup>3)</sup> For pressure control type only

<sup>4)</sup> Non-operation

<sup>5)</sup> 18% Cr, 10% Ni, 3% Mo, 69% Fe

## SPECIFICATIONS (TORR BASED OTHER RANGES)

Measurement Range F.S. (Full Scale)	Torr Pa mbar	– 110,000 1000	200 26,664 267	– 110,000 100	20 2,666 26,7	– 1,000 10	– 100 1	0,25 33.3 0.33	– 10 0.1
Accuracy <sup>1)</sup>	% of reading	0.2	0.2	0.2	0.2	0.2	0.2	0.25	0.5

<sup>1)</sup> Non-linearity, hysteresis, repeatability at 25°C ambient operating temperature without temperature effects after two hours operation

<sup>2)</sup> Increase 10 ... 90% FS

<sup>3)</sup> For pressure control type only

# SKY® CDG025D-X3

Measurement Range F.S. (Full Scale)	Torr Pa mbar	– 110,000 1000	200 26,664 267	– 110,000 100	20 2,666 26,7	– 1,000 10	– 100 1	0,25 33.3 0.33	– 10 0.1
Temperature effect									
on zero	% F.S. / °C	0.005	0.005	0.005	0.005	0.005	0.015	0.02	0.02
on span	% of reading / °C	0.01	0.01	0.01	0.01	0.01	0.01	0.03	0.03
Resolution	% F.S.	0.003	0.003	0.003	0.003	0.003	0.003	0.003	0.003
Pressure, max.	kPa (absolute)	236	260	260	260	260	260	130	130
Response time <sup>2)</sup>	ms	30	30	30	30	30	30	130	130 / 30 <sup>3)</sup>

<sup>1)</sup> Non-linearity, hysteresis, repeatability at 25°C ambient operating temperature without temperature effects after two hours operation

<sup>2)</sup> Increase 10 ... 90% FS

<sup>3)</sup> For pressure control type only

For further specifications, see table above.

## DIMENSIONS, INTERNAL VOLUME, WEIGHT

## Ambient Capacitance Diaphragm Gauge

### SKY® CDG025D-X3 4-20mA current loop

The INFICON SKY CDG025D Capacitance Diaphragm Gauge line of highly accurate temperature compensated manometers is designed for stable performance in harsh manufacturing tool environments. Advanced digital electronics improve gauge performance and offer easy handling features such as one push button zero function and setpoint adjustment. The corrosion resistant ultra pure ceramic sensor provides excellent zero stability with a long life expectancy of several million pressure cycles, including atmospheric bursts. A unique sensor shielding (patent pending) protects the gauge from process contamination. A robust mechanical design and digital electronics improve EMC compatibility, long term stability and temperature compensation. The CDG025D sets new standards for fast stability after power on and fast recovery from atmospheric pressure exposure.

#### ADVANTAGES

- Full scale ranges from 100 mTorr ... 1000 Torr
- Fast stability after power on
- Fast recovery from atmospheric pressure
- Corrosion resistant ceramic sensor
- Excellent long term signal stability
- Temperature compensated
- Sensor double protected from contamination
- One push button zero function
- Interface with 2-wire current loop
- Long cable distance (<300 m)
- Low energy gauge
- Remote zero included
- Clean room compliant
- Status LED

#### APPLICATIONS

- Semiconductor manufacturing equipment for Etch, CVD, PVD, ALD
- Data storage and display manufacturing equipment
- Industrial vacuum equipment
- General high accuracy pressure measurement







# SKY<sup>®</sup> CDG025D-X3 4-20mA current loop

## SPECIFICATIONS (TORR BASED STANDARD PRODUCTS)

Measurement Range FS (Full Scale)	Torr Pa mbar	1000 133,322 1333	500...10 66,661...1,333 66.7...13.3	1 133 1.3	0.25 33.3 0.33	0.1 13 0.13
Accuracy <sup>1)</sup>	% of reading	0.2	0.2	0.2	0.25	0.5
Temperature effect						
on zero	% FS / °C	0.005	0.005	0.015	0.02	0.02
on span	% of reading / °C	0.01	0.01	0.01	0.03	0.03
Resolution	% FS	0.003	0.003	0.003	0.003	0.003
Pressure, max.	kPa (absolute)	300	200	200	200	130
Response time <sup>2)</sup>	ms	≤100	≤100	≤100	≤100	≤100
Lowest reading	% FS			0.01		
Lowest suggested reading	% FS			0.05		
Lowest suggested control pressure	% FS			0.5		
Temperature						
Operation (ambient)	°C			+5 ... +60		
Bakeout at flange <sup>3)</sup>	°C			≤110		
Storage	°C			-20 ... +65		
Supply voltage	V (dc)			+21 ... +27		
Output signal (analog)				2-wire, current loop		
Relationship current-pressure				linear		
Signal range	mA			3.8 ... 20.2		
Measuring range (zero ... FS)	mA			4.0 ... 20.0		
Loaded impedance RL						
Ω				typical 500Ω±1% 24±3 V (dc) <sup>4)</sup>		
absolute				309 ... 657Ω at 24 V (dc) <sup>4)</sup>		
remote zero input				digital input, floating contact		
High level (pulse > 1s)				+21 ... +27 V (dc) / ≤8 mA		
Low level				≤2		
remote zero function						
High level (pulse > 1s)				auto zero adjust		
Low level				measurement operation		
Degree of protection				IP 30		
Standards						
CE conformity				EN 61000-6-3, EN 61010, 61326-1 & RoHS		
ETL certification				UL 61010-1, CSA 22.2 No.61010-1		
Electrical connection				D-Sub, 9-pin, male		
Sensor cable						
Without remote zero				two-wire cable plus shielding, twisted		
With remote zero				four-wire cable plus shielding, twisted		
Materials exposed to vacuum				Aluminum oxide ceramic (Al <sub>2</sub> O <sub>3</sub> ), stainless steel (AISI 316L <sup>5)</sup> )		
Internal volume						
1/2" tube	cm <sup>3</sup> (in. <sup>3</sup> )			3.6 (0.22)		
DN 16 ISO-KF	cm <sup>3</sup> (in. <sup>3</sup> )			3.6 (0.22)		
DN 16 CF-R	cm <sup>3</sup> (in. <sup>3</sup> )			3.6 (0.22)		
8 VCR <sup>®</sup>	cm <sup>3</sup> (in. <sup>3</sup> )			3.6 (0.22)		

<sup>1)</sup> Non-linearity, hysteresis, repeatability at 25°C ambient operating temperature without temperature effects after two hours operation

<sup>2)</sup> Increase 10 ... 90% FS

<sup>3)</sup> Non-operation

<sup>4)</sup> Supply voltage at the gauge

<sup>5)</sup> 18% Cr, 10% Ni, 3% Mo, 69% Fe

# SKY® CDG025D-X3 4-20mA current loop

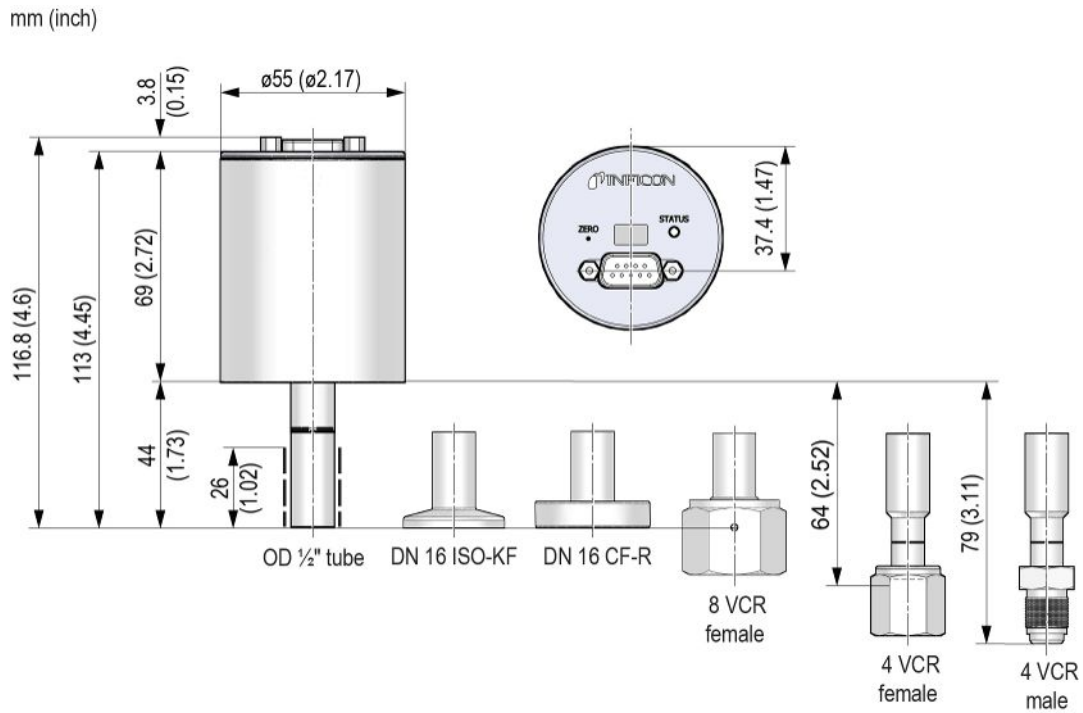
Measurement Range FS (Full Scale)	Torr	1000	500...10	1	0.25	0.1
	Pa	133,322	66,661...1,333	133	33.3	13
	mbar	1333	66.7...13.3	1.3	0.33	0.13

Weight		
1/2 in. tube	g	310
DN 16 ISO-KF	g	330
DN 16 CF-R	g	350
8 VCR®	g	370

- 1) Non-linearity, hysteresis, repeatability at 25°C ambient operating temperature without temperature effects after two hours operation
- 2) Increase 10 ... 90% FS
- 3) Non-operation
- 4) Supply voltage at the gauge
- 5) 18% Cr, 10% Ni, 3% Mo, 69% Fe

## DIMENSIONS

mm (in.)



## Ambient Capacitance Diaphragm Gauge

### Edge CDG025D2 with EtherCAT

INFICON temperature compensated Edge CDG025D2 with EtherCAT Capacitance Diaphragm Gauge is a highly accurate vacuum measurement instrument designed for harsh manufacturing environments.

The proven temperature compensated, corrosion resistant, ultra-pure ceramic sensor provides superior span stability over many years paired with state-of-the-art zero stability. Edge comes with the INFICON patented unique sensor shield which protects the gauge from undesired process by-products. Advanced electronics offer a wide range of configurable signal conditioning for all applications with EtherCAT fieldbus interface.

#### ADVANTAGES

- Easy integration, EtherCAT, wide variety of full scales and flanges, standard with two set points
- Easy one push button or remote signal zero command, zero offset adjustable
- Diagnostic port for quick service and maintenance
- Corrosion resistant ceramic sensor
- Excellent long term signal stability
- Temperature compensated
- Sensor protected from contamination
- Compliance & standards: CE, EN, UL, SEMI, RoHS

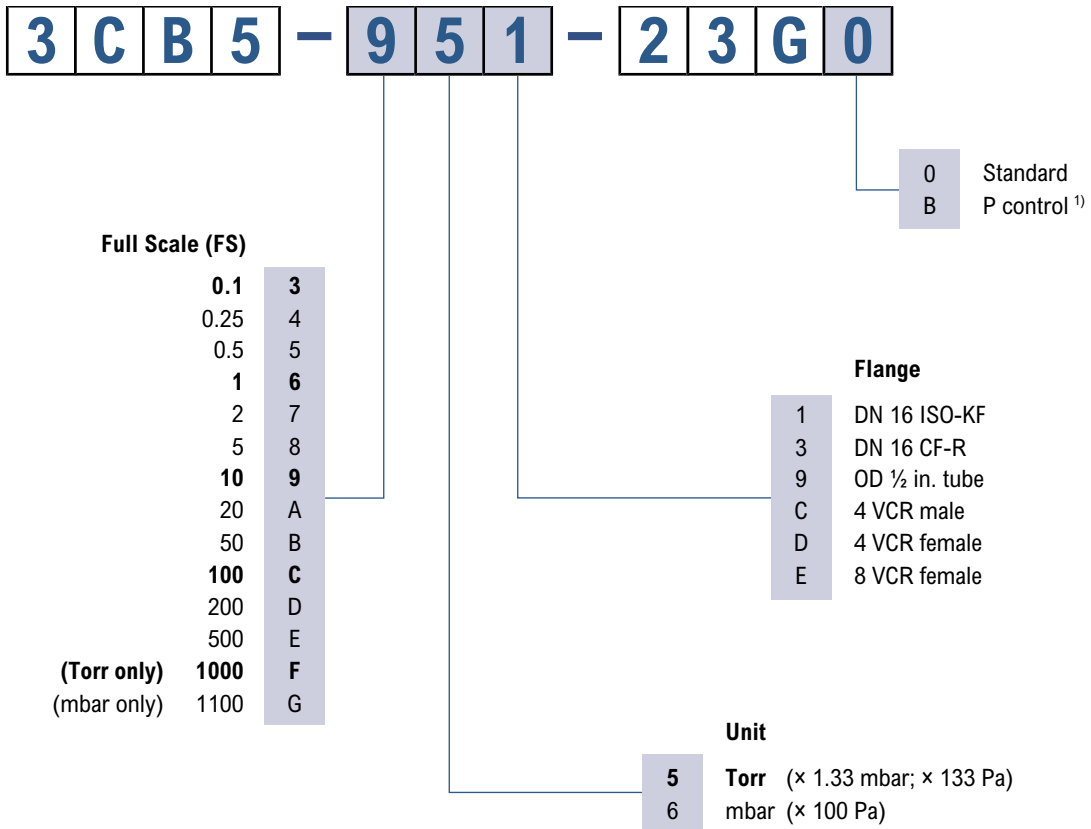
#### APPLICATIONS

- Semiconductor manufacturing equipment for Etch, CVD, PVD, ALD
- Data storage and display manufacturing equipment
- Industrial vacuum equipment
- General high accuracy pressure measurement



# Edge CDG025D2 with EtherCAT

**ORDERING INFORMATION**



1) Optimized signal filter setting for pressure control

**bold** = standard products

Other flange types on request.

# Edge CDG025D2 with EtherCAT

## SPECIFICATIONS (TORR BASED STANDARD PRODUCTS)

Measurement Range FS (Full Scale)	Torr	1000	500 ... 10	1	0.25	0.1
	Pa	133,322	66,661 ... 1,333	1333	33.3	13
	mbar	1333	66.7 ... 13.3	1.3	0.33	0.13
Accuracy <sup>1)</sup>	% of reading	0.2	0.2	0.2	0.25	0.5
Temperature effect						
on zero	% FS / °C	0.005	0.005	0.015	0.02	0.02
on span	% of reading / °C	0.01	0.01	0.01	0.03	0.03
Pressure, max.	kPa (absolute)	400	260	260	130	130
Resolution	% FS			0.003		
Lowest reading	% FS			0.01		
Lowest suggested reading	% FS			0.05		
Lowest suggested control pressure	% FS			0.5		
Temperature						
Sensor	°C			25		
Operation (ambient)	°C			+5 ... +50		
Bakeout at flange	°C			≤110		
Storage	°C			-20 ... +65		
Supply voltage				+14 ... +30 V (dc) or ± 15 V (±5%)		
Power consumption						
At operating temperature	W			<3W		
Output signal (analog)	V (dc)			0 ... +10		
Response time <sup>2)</sup>	ms		30		130	130/30 <sup>3)</sup>
Degree of protection				IP 40		
Standards						
CE conformity				EN 61000-6-2/-6-3, EN 61010 & RoHS		
ETL certification				UL 61010-1, CSA 22.2 No.61010-1		
SEMI compliance				SEMI S2		
Electrical connection				D-sub, 15 pole, male		
Setpoint						
Number of setpoints				2 (SP1, SP2)		
Relay contact	V (dc) / A (dc)			≤30 / ≤0.5		
Hysteresis	% F.S.			1		
Diagnostic port						
Protocol				RS232-C		
Read				pressure, status, ID		
Set				set points, filter, zero adjust, factory reset, DC offset		
Materials exposed to vacuum				Aluminum oxide ceramic (Al <sub>2</sub> O <sub>3</sub> ), stainless steel (AISI 316L <sup>4)</sup> )		
Internal volume						
1/2" tube	cm <sup>3</sup> (in. <sup>3</sup> )			4.2 (0.26)		
DN 16 ISO-KF	cm <sup>3</sup> (in. <sup>3</sup> )			4.2 (0.26)		
DN 16 CF-R	cm <sup>3</sup> (in. <sup>3</sup> )			4.2 (0.26)		
8 VCR®	cm <sup>3</sup> (in. <sup>3</sup> )			4.2 (0.26)		
Weight						
1/2" tube	g			837		
DN 16 ISO-KF	g			852		
DN 16 CF-R	g			875		
8 VCR®	g			897		

<sup>1)</sup> Non-linearity, hysteresis, repeatability at 25°C ambient operating temperature without temperature effects after two hours operation

<sup>2)</sup> Increase 10 ... 90% FS

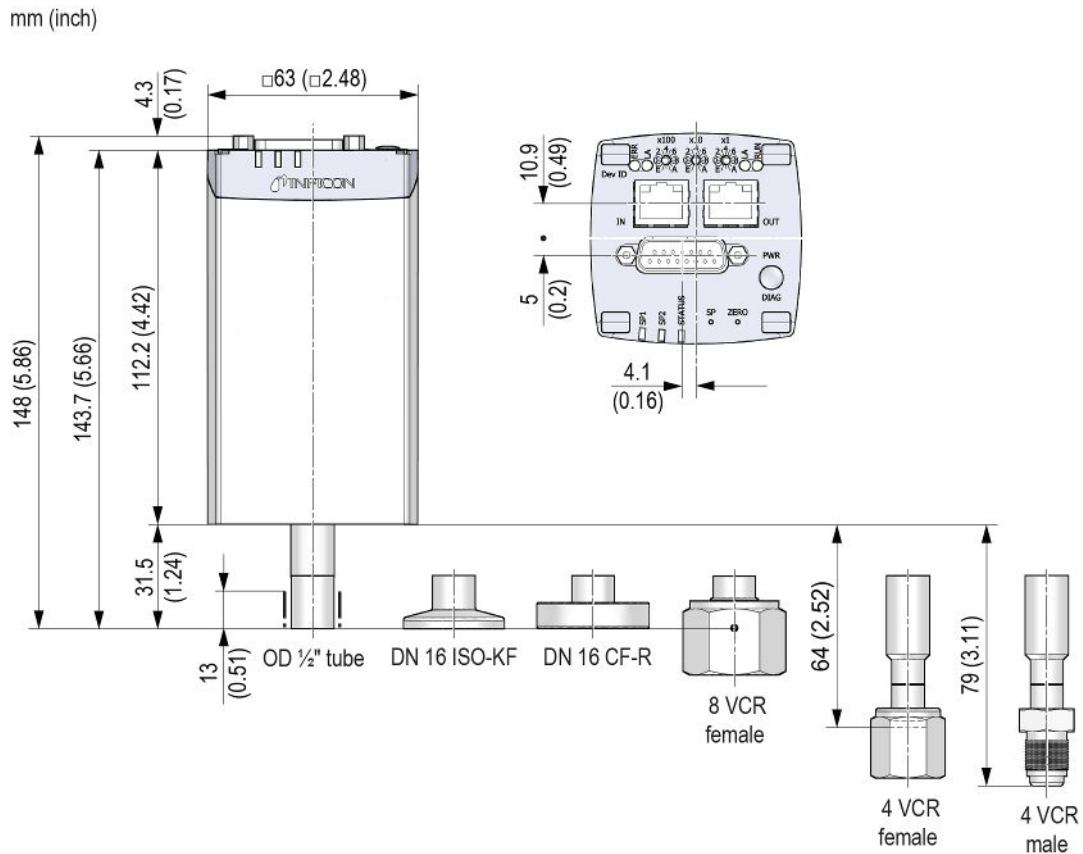
<sup>3)</sup> For pressure control type only

<sup>4)</sup> 18% Cr, 10% Ni, 3% Mo, 69% Fe

# Edge CDG025D2 with EtherCAT

EtherCAT®		
Protocol	EtherCAT®, firmware generation 2.0	
Communication standards	Semiconductor Device Profile ETG.5003 Part 1 Common Device Profile ETG.5003 Part 2080 "Specific Device Profile - Vacuum Pressure Gauge"	
Process Data	Fixed PDO mapping and configurable PDO mapping	
EtherCAT connector	RJ45, 8-pin (socket), IN and OUT	
Cable	Shielded Ethernet CAT5e or higher	
Cable length	m (ft.)	≤100 (330)
Data rate	Kbps	100000

## DIMENSIONS



## Heated Capacitance Diaphragm Gauge

### SKY® CDG045D

INFICON SKY CDG045D manometers are your best choice for highly accurate total pressure measurement and control. CDG045D gauges are temperature controlled at 45°C for superior signal stability and repeatability. They are available for full scale ranges from 50 mTorr to 1000 Torr, with all common flange types and fieldbus interfaces and provide a linear 0 to 10 V, gas type independent, pressure signal. INFICON capacitance manometers use a corrosion proof ultra pure alumina ceramic diaphragm. The advantages of the ceramic sensor are better signal stability, faster recovery from atmosphere, short warm up time and an extraordinary lifetime. INFICON CDG are high quality, cost effective pressure sensors for demanding vacuum applications.

#### ADVANTAGES

- Lower cost of ownership, 50% faster warm up, energy efficient low power consumption
- Easy integration, wide variety of full scales, flanges and interfaces, standard with two set points
- Easy one push button or remote signal zero command, zero offset adjustable
- Diagnostic port for quick service and maintenance
- Two year warranty, longer lifetime with advanced heating concept and gauge protection
- No long term recalibration due to excellent signal stability and repeatability, even in harsh plasma applications
- Compliance and standards: CE, EN, UL, SEMI, RoHS

#### APPLICATIONS

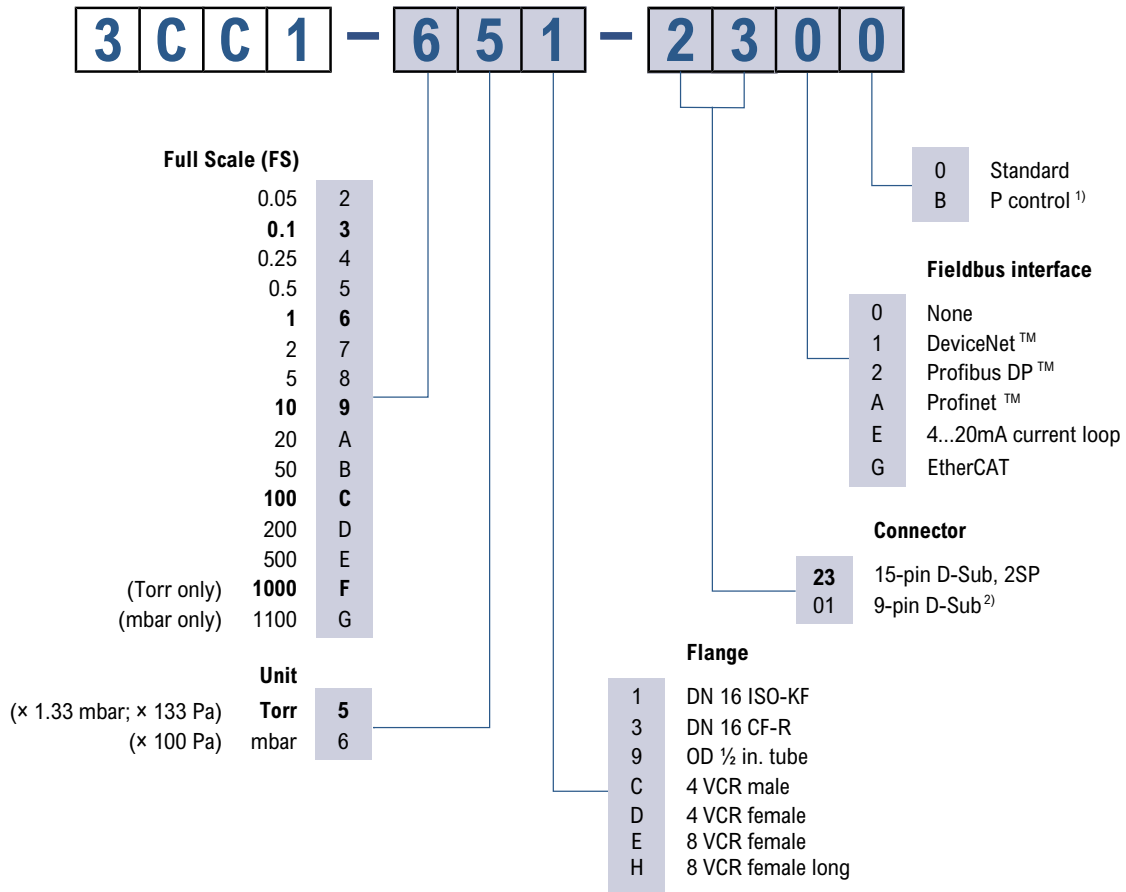
- Etch, CVD, PVD and other semiconductor production processes
- Chemical and corrosive vacuum processes
- General thin film and vacuum processes
- Reference sensor for monitoring of test instruments according to international standards
- Transfer standard for traceability measurements





# SKY® CDG045D

## ORDERING INFORMATION



- 1) Optimized signal filter setting for pressure control
- 2) Not possible with fieldbus interfaces

**bold** = standard products

Other flange types on request.

## ACCESSORIES

Type	Part no.
Communication adapter (2 m) for PC RS232 serial port <sup>1)</sup>	303-333

<sup>1)</sup> Diagnostic SW available upon request

# SKY<sup>®</sup> CDG045D

## SPECIFICATIONS (TORR BASED STANDARD PRODUCTS)

Type		1000 Torr, 1100 mbar	500 ... 1 Torr / mbar	0.5 ... 0.05Torr / mbar
Accuracy <sup>1)</sup>	% of reading		0.15	
Temperature effect on zero	percent FS/°C		0.0025	
Temperature effect on span	% of reading / °C		0.01	
Pressure, max.	kPa (absolute)	400	260	130
Resolution	percent FS		0.003	
Lowest reading	percent FS		0.01	
Lowest suggested reading	percent FS		0.05	
Lowest suggested control pressure	percent FS		0.5	
Temperature Operation (ambient)	°C		+10 ... +40	
Bakeout at flange	°C		≤110	
Storage	°C		-20 ... +65	
Supply voltage			+14 ... +30 V (dc) or ±15 V (±5%)	
Power consumption During Heat up	W		≤12	
At operating temperature	W		≤8	
Output signal (analog)	V (dc)		0 ... +10	
Response time <sup>2)</sup>	ms	30	30	130/30 <sup>3)</sup>
Degree of protection			IP 40	
Standards CE conformity			EN 61000-6-2/-6-3, EN 61010 & RoHS	
ETL certification			UL 61010-1, CSA 22.2 No.61010-1	
SEMI compliance			SEMI S2	
Electrical connection			D-sub, 15 pole, male	
Setpoint Number of setpoints			2 (SP1,SP2)	
Setpoint Relay contact	V (dc)		≤30	
Relay contact	A (dc)		≤0.5	
Setpoint Hysteresis	percent FS		1	
Diagnostic port Protocol			RS232-C	
Read			pressure, status, ID	
Set			set points, filter, zero adjust, factory reset, DC offset	
Materials exposed to vacuum			Aluminum oxide ceramic (Al <sub>2</sub> O <sub>3</sub> ), stainless steel (AISI 316l <sup>4)</sup> )	

<sup>1)</sup> Non-linearity, hysteresis, repeatability at 25°C ambient operating temperature without temperature effects after two hours operation

<sup>2)</sup> Increase 10 ... 90% FS

<sup>3)</sup> For pressure control type only

<sup>4)</sup> 18% Cr, 10% Ni, 3% Mo, 69% Fe

# SKY® CDG045D

Type		1000 Torr, 1100 mbar	500 ... 1 Torr / mbar	0.5 ... 0.05Torr / mbar
Internal volume				
1/2 in. tube	cm <sup>3</sup> (in. <sup>3</sup> )		4.2 (0.26)	
DN 16 ISO KF	cm <sup>3</sup> (in. <sup>3</sup> )		4.2 (0.26)	
DN 16 CF-R	cm <sup>3</sup> (in. <sup>3</sup> )		4.2 (0.26)	
8 VCR®	cm <sup>3</sup> (in. <sup>3</sup> )		4.2 (0.26)	
Weight				
1/2 in. tube	g		837	
DN 16 ISO KF	g		852	
DN 16 CF-R	g		875	
8 VCR®	g		897	

<sup>1)</sup> Non-linearity, hysteresis, repeatability at 25°C ambient operating temperature without temperature effects after two hours operation

<sup>2)</sup> Increase 10 ... 90% FS

<sup>3)</sup> For pressure control type only

<sup>4)</sup> 18% Cr, 10% Ni, 3% Mo, 69% Fe

## SPECIFICATIONS (TORR BASED OTHER RANGES)

Measurement Range	Torr	500	200	50	20	5	2	0.5	0.25	
<b>FS (Full Scale)</b>	<b>Pa</b>	<b>66,661</b>	<b>26,664</b>	<b>6,666.1</b>	<b>2,666</b>	<b>666.61</b>	<b>266.66</b>	<b>66.66</b>	<b>33.3</b>	
	<b>mbar</b>	<b>666.61</b>	<b>267</b>	<b>66.67</b>	<b>26.7</b>	<b>6.6661</b>	<b>2.67</b>	<b>0.67</b>	<b>0.33</b>	
Accuracy <sup>1)</sup>	% of reading	0.15								
Temperature effect										
on zero	% FS / °C	0.0025	0.0025	0.0025	0.0025	0.0025	0.0025	0.0005	0.0005	
on span	% of reading / °C	0.01	0.01	0.01	0.01	0.01	0.01	0.01	0.01	
Pressure, max.	kPa (absolute)	400			260			130		
Response time <sup>2)</sup>	ms	30					130			

<sup>1)</sup> Non-linearity, hysteresis, repeatability at 25°C ambient operating temperature without temperature effects after two hours operation

<sup>2)</sup> Increase 10 ... 90% FS

Further specifications see table above.

## SPECIFICATIONS (MBAR BASED PRODUCTS)

Measurement Range	mbar	1100	100	10	1	0.1
<b>FS (Full Scale)</b>	<b>Pa</b>	<b>110,000</b>	<b>10,000</b>	<b>1,000</b>	<b>100</b>	<b>10</b>
Accuracy <sup>1)</sup>	% of reading	0.15				
Temperature effect						
on zero	% FS / °C	0.0025	0.0025	0.0025	0.005	0.005
on span	% of reading / °C	0.01	0.01	0.01	0.01	0.01
Pressure, max.	kPa (absolute)	400		260		130
Response time <sup>2)</sup>	ms	30				130 / 30 <sup>3)</sup>

<sup>1)</sup> Non-linearity, hysteresis, repeatability at 25°C ambient operating temperature without temperature effects after two hours operation

<sup>2)</sup> Increase 10 ... 90% FS

<sup>3)</sup> For pressure control type only

Further specifications see tables «SPECIFICATIONS (Torr based standard products)» and «SPECIFICATIONS (Torr based other products)».

# SKY<sup>®</sup> CDG045D

## SPECIFICATIONS DEVICENET

DeviceNet™		
Protocol		DeviceNet™, group 2 slave only
Data rate switch	kBaud	125, 250, 500 or network programmable
Cable length		
125 kbps	m (ft.)	500 (1650)
250 kbps	m (ft.)	250 (825)
500 kbps	m (ft.)	100 (330)
MAC ID		Two switches (address 00 – 63) or network programmable
Digital functions		Read pressure, select units: Torr, mbar, Pa Degas function, Pirani full scale adjust Monitor gauge status Safe state allows definition of behavior in case of error Detailed alarm and warning information
Analog functions		0 ... 10 V analog output pressure indication two setpoint relays A + B
Visual communication indicators		LED network status (green / red) LED module status (green / red)
Specification		DeviceNet™ "Vacuum Gauge Device Profile"
Device type		"CG" for combination gauge
I / O slave messaging		Polling only
Setpoint relays		2
Range	mbar	$1 \times 10^{-9}$ ... 100
Relay contact		NO, potential free
Hysteresis	% of reading	10
Contact rating	V / A (dc)	60 / 0.5
Supply voltage for DeviceNet™	V / A (dc)	+11 - +25 / 0.5
Supply voltage for gauge	V / A (dc)	+20 - +28 / 0.8
Connector for DeviceNet™		Microstyle, 5-pin
Connector for Gauges (analog output, supply voltage, setpoints)		D-Sub, 15-pin, male

## SPECIFICATIONS PROFIBUS DP

Profibus DP		
Baud rates	kBaud	9.6 / 19.2 / 93.75 / 187.5 / 500
	MBaud	1.5 / 12
Address		Two switches (address 00 - 127) or network programmable
Digital functions		Read pressure, select units: Torr, mbar, Pa Degas function, Pirani full scale adjust Monitor gauge status, filament status Safe state allows definition of behavior in case of error Detailed alarm and warning information
Analog functions		0 ... 10 V analog output pressure indication two setpoint relays A + B
Setpoint relays		2
Range	mbar	$1 \times 10^{-9}$ ... 100
Relay contact		NO, potential free
Hysteresis	% of reading	10
Contact rating	V / A (dc)	≤30 / ≤0.5
Connector for Profibus DP		D-Sub, 9-pin, female
Connector for BPG (analog output, supply voltage, setpoints)		D-Sub, 15-pin, male

# SKY® CDG045D

## SPECIFICATIONS ETHERCAT

EtherCAT®		
Protocol	EtherCAT®, firmware generation 2.0	
Communication standards	Semiconductor Device Profile ETG.5003 Part 1 Common Device Profile ETG.5003 Part 2080 "Specific Device Profile - Vacuum Pressure Gauge"	
Process Data	Fixed PDO mapping and configurable PDO mapping	
EtherCAT connector	RJ45, 8-pin (socket), IN and OUT	
Cable	Shielded Ethernet CAT5e or higher	
Cable length	m (ft.)	≤100 (330)
Data rate	Kbps	100000

## SPECIFICATIONS PROFINET

Profinet™		
Communication protocol	protocol specialized for Profinet	
Physical Layer	100BASE-Tx (IEEE 802.3)	
Digital functions	pressure, status, ID	
read	set points, filter, zero adjust, reset, DC offset	
set		
Profinet connector	2 × RJ45, 8-pin (socket), IN and OUT	
Cable	Special Ethernet Patch Cable or Crossover Cable, shielded (CAT5e quality or higher)	
Cable length	m (ft.)	≤100 (330)
Data rate	Kbps	100000

## DIMENSIONS

## Heated Capacitance Diaphragm Gauge

### Edge CDG045D2

INFICON Edge Capacitance Diaphragm Gauge is a highly accurate vacuum measurement instrument designed for harsh manufacturing environments. The proven temperature controlled, corrosion resistant, ultra-pure ceramic sensor provides superior span stability over many years paired with state-of-the-art zero stability. Edge comes with the INFICON patented unique sensor shield, which protects the gauge from undesired process by-products. Advanced electronics offer a wide range of configurable signal conditioning for all applications and optional EtherCAT® fieldbus interface. The innovative heating concept enables a cool to the touch surface and saves valuable tool space.

INFICON Edge is the smallest vacuum measurement instrument of its kind.

#### ADVANTAGES

- Compact, saves valuable tool space
- Easy integration, EtherCAT, wide variety of full scales and flanges, standard with two set points
- Easy one push button or remote signal zero command, zero offset adjustable
- Diagnostic port for quick service and maintenance
- Two year warranty, longer life time with advanced heating concept and gauge protection.
- No long term recalibration due to excellent signal stability and repeatability, even in harsh plasma applications
- Compliance and standards: CE, EN, UL, SEMI, RoHS

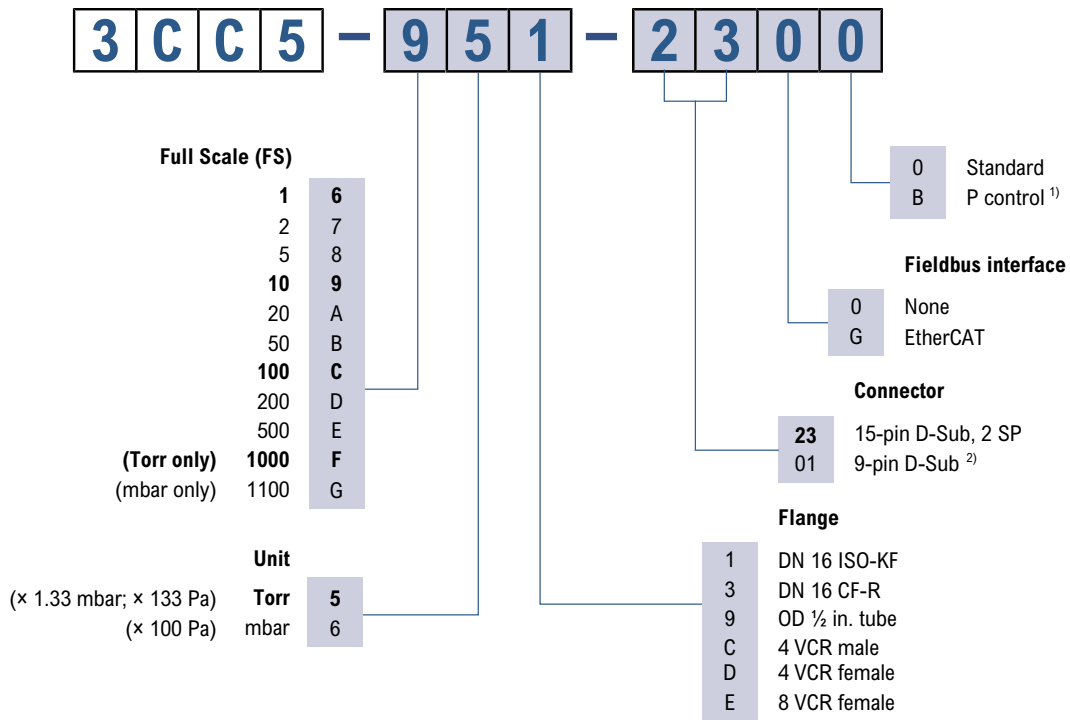
#### APPLICATIONS

- CVD, Etch, PVD and other semiconductor production processes



# Edge CDG045D2

## ORDERING INFORMATION



1) Optimized signal filter setting for pressure control

2) Not possible with fieldbus interfaces

**bold** = standard products

Other flange types on request.

# Edge CDG045D2

## SPECIFICATIONS

Type		1000 Torr, 1100 mbar	500 ... 1 Torr / mbar
Accuracy <sup>1)</sup>	% of reading		0.15
Temperature effect	% F.S. / °C		
On zero			0.0025
On span	% of reading / °C		0.01
Pressure, max.	kPa (absolute)	400	260
Resolution	% F.S.		0.003
Lowest reading	% F.S.		0.01
Lowest suggested reading	% F.S.		0.05
Lowest suggested control pressure	% F.S.		0.5
Temperature			
Operation (ambient)	°C		+10 ... +40
Bakeout at flange	°C		≤110
Storage	°C		-20 ... +65
Supply voltage			+14 ... +30 V (dc) or ±15 V (±5%)
Power consumption			
During Heat up	W		≤12
At operating temperature	W		≤8
Output signal (analog)	V (dc)		0 ... +10
Response time <sup>2)</sup>	ms		30
Degree of protection			IP 40
Standards			
CE conformity		EMC (EN 61000-6-2, EN 61000-6-3), EN 61010-1 and RoHS	
ETL certification		UL 61010-1, CSA 22.2 No. 61010-1	
SEMI compliance		SEMI S2	
Electrical connection		D-sub, 15 pole, male	
Setpoint			
Number of setpoints			2 (SP1, SP2)
Relay contact	V (dc) / A (dc)		≤30 / ≤0.5
Hysteresis	% FS		1
Diagnostic port			
Protocol			RS232-C
Read			Pressure, status, ID
Set			Setpoints, filter, zero adjust, factory reset, DC offset
Materials exposed to vacuum		Aluminum oxide ceramic (Al <sub>2</sub> O <sub>3</sub> ), stainless steel (AISI 316L <sup>3)</sup> )	
Internal volume			
1/2 in. tube	cm <sup>3</sup> (in. <sup>3</sup> )		4.2 (0.26)
DN 16 ISO-KF	cm <sup>3</sup> (in. <sup>3</sup> )		4.2 (0.26)
DN 16 CF-R	cm <sup>3</sup> (in. <sup>3</sup> )		4.2 (0.26)
8 VCR® female	cm <sup>3</sup> (in. <sup>3</sup> )		4.2 (0.26)
Weight			
1/2 in. tube	g		~837
DN 16 ISO-KF	g		~852
DN 16 CF-R	g		~875
8 VCR® female	g		~897

<sup>1)</sup> Non-linearity, hysteresis, repeatability at 25°C ambient operating temperature without temperature effects after two hours operation

<sup>2)</sup> Increase 10 ... 90% FS

<sup>3)</sup> 18% Cr, 10% Ni, 3% Mo, 69% Fe



# Edge CDG045D2

Type	1000 Torr, 1100 mbar	500 ... 1 Torr / mbar
EtherCAT		
Protocol		EtherCAT®, firmware generation 2.0
Communication standards		Semiconductor Device Profile ETG.5003 Part 1 Common Device Profile ETG.5003 Part 2080 "Specific Device Profile - Vacuum Pressure Gauge"
Process Data		Fixed PDO mapping and configurable PDO mapping
EtherCAT connector		RJ45, 8-pin (socket), IN and OUT
Cable		Shielded Ethernet CAT5e or higher
Cable length	m (ft.)	≤100 (330)
Data rate	Kbps	100000

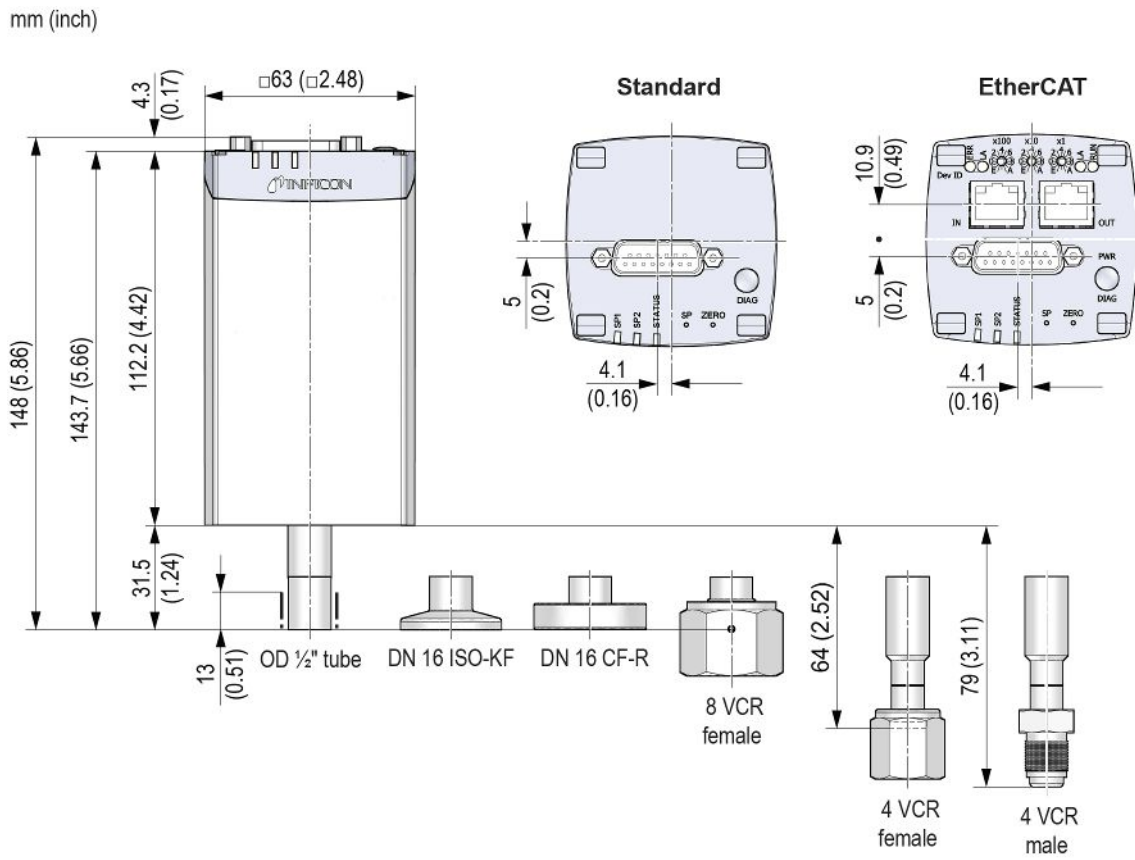
- <sup>1)</sup> Non-linearity, hysteresis, repeatability at 25°C ambient operating temperature without temperature effects after two hours operation
- <sup>2)</sup> Increase 10 ... 90% FS
- <sup>3)</sup> 18% Cr, 10% Ni, 3% Mo, 69% Fe

## SPECIFICATION ETHERCAT

EtherCAT®		
Protocol		EtherCAT®, firmware generation 2.0
Communication standards		Semiconductor Device Profile ETG.5003 Part 1 Common Device Profile ETG.5003 Part 2080 "Specific Device Profile - Vacuum Pressure Gauge"
Process Data		Fixed PDO mapping and configurable PDO mapping
EtherCAT connector		RJ45, 8-pin (socket), IN and OUT
Cable		Shielded Ethernet CAT5e or higher
Cable length	m (ft.)	≤100 (330)
Data rate	Kbps	100000

# Edge CDG045D2

## DIMENSIONS



## Edge CDG045D2

## Heated Capacitance Diaphragm Gauge

### Stripe CDG045Dhs

INFICON Stripe high-speed Capacitance Diaphragm Gauges are the fastest, highly accurate vacuum measurement instruments available. With a less than 2 ms response time combined with the EtherCAT fieldbus interface it opens up a total new field of applications. The proven temperature controlled, corrosion resistant, ultra-pure ceramic sensor provides superior span stability over many years paired with state-of-the-art zero stability. Stripe comes with the INFICON patented unique sensor shield which protects the gauge from undesired process by-products. INFICON Stripe using an innovative heating concept, which provides a cool to the touch surface, and its unique speed capabilities, enabling an unprecedented productivity increase, making it the most advanced vacuum instrument of its kind.



Stripe CDG045Dhs is a proud winner of the prestigious 2014 R&D 100 Award!

#### ADVANTAGES

- High productivity — faster than 2 ms response time (FS > 50 mTorr)
- Flexible integration — EtherCAT fieldbus
- Long lifetime — proven ceramic sensor
- Forget recalibration — 90ppm / year full scale stability

#### APPLICATIONS

- Atomic layer deposition
- High speed process control
- PVD, CVD, Etch
- General high temperature vacuum applications

# Stripe CDG045Dhs

**ORDERING INFORMATION**



Full Scale (FS)	
0.01 <sup>1)2)</sup>	S
0.02 <sup>1)</sup>	1
0.05 <sup>1)</sup>	2
<b>0.1</b>	<b>3</b>
0.25	4
0.5	5
<b>1</b>	<b>6</b>
2	7
5	8
<b>10</b>	<b>9</b>
20	A
50	B
<b>100</b>	<b>C</b>
200	D
500	E
<b>(Torr only) 1000</b>	<b>F</b>
(mbar only) 1100	G

Flange	
1	DN 16 ISO-KF
3	DN 16 CF-R
9	OD ½ in. tube
C	4 VCR male
D	4 VCR female
E	8 VCR female

Unit	
<b>5</b>	<b>Torr</b> (× 1.33 mbar; × 133 Pa)
6	mbar (× 100 Pa)

- 1) Mounting orientation: vertical
- 2) Torr only

**bold** = standard products

Other flange types on request.

# Stripe CDG045Dhs

## SPECIFICATIONS

Type		1000Torr / 1100mbar	0.5Torr / mbar	0.02 ... 0.01 Torr / mbar
Accuracy <sup>1)</sup>	% of reading		0.15	-
Precision	% of reading		-	0.2
Temperature effect				
On zero				
1000 ... 1 Torr/mbar	% FS / °C		0.0025	-
0.5 ... 0.05 Torr/mbar	% FS / °C		0.00 5	-
0.02 ... 0.01 Torr	% FS / °C		-	0.01
On span	% of reading / °C		0.01	0.01
Pressure, max.				
1000 Torr/mbar	kPa (absolute)		400	
500...1 Torr/mbar	kPa (absolute)		260	
0.5...0.01 Torr/mbar	kPa (absolute)		130	
Resolution	% FS		0.003	
Lowest reading	% FS		0.01	
Lowest suggested reading	% FS		0.05	
Lowest suggested control pressure	% FS		0.5	
Temperature				
Operation (ambient)	°C		+10 ... +40	
Bakeout at flange	°C		≤110	
Storage	°C		-20 ... +85	
Supply voltage			+14 ... +30 V (dc) or ±15 V (±5%)	
Power consumption				
During Heat up	W		≤14	
At operating temperature	W		≤9	
Output signal (analog)	V (dc)		0 ... +10	
Measurement rate	kHz		1	
Response time <sup>2)</sup>	ms		2 ... 20	
Degree of protection			IP 30	
Standards				
CE conformity		EN 61000-6-2, EN 61000-6-3, EN 61010 and RoHS		
ETL certification		UL 61010-1, CSA 22.2 No. 61010-1		
SEMI compliance		SEMI S2		
Electrical connection		D-sub, 15 pole, male		
Setpoint				
Number of setpoints			2 (SP1, SP2)	
Relay contact	V (dc) / A (dc)		≤30 / ≤0.5	
Hysteresis	% FS		1	
Diagnostic port				
Protocol			USB	
Read			Pressure, status, ID	
Set			Set points, filter, zero adjust, factory reset, DC offset	
Materials exposed to vacuum		Aluminum oxide ceramic (Al <sub>2</sub> O <sub>3</sub> ), stainless steel (AISI 316L)		
Internal volume				
1/2 in. tube	cm <sup>3</sup> (in. <sup>3</sup> )		4.2 (0.26)	
DN 16 ISO-KF	cm <sup>3</sup> (in. <sup>3</sup> )		4.2 (0.26)	
DN 16 CF-R	cm <sup>3</sup> (in. <sup>3</sup> )		4.2 (0.26)	
8 VCR® female	cm <sup>3</sup> (in. <sup>3</sup> )		4.2 (0.26)	

<sup>1)</sup> Non-linearity, hysteresis, repeatability at 25°C ambient operating temperature without temperature effects after two hours operation

<sup>2)</sup> Increase 10 ... 90% FS

# Stripe CDG045Dhs

Type	1000Torr / 1100mbar	0.5Torr / mbar	0.02 ... 0.01 Torr / mbar
Weight			
1/2 in. tube	g		837
DN 16 ISO-KF	g		852
DN 16 CF-R	g		875
8 VCR® female	g		897

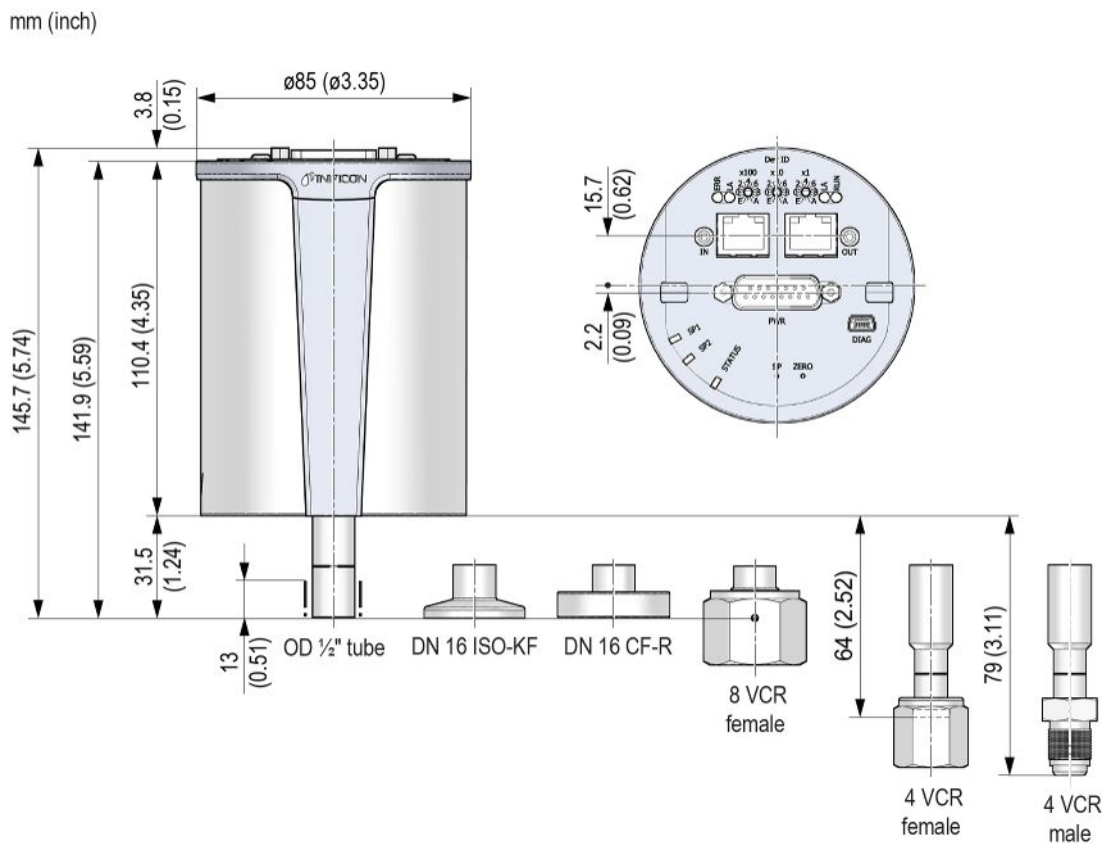
- 1) Non-linearity, hysteresis, repeatability at 25°C ambient operating temperature without temperature effects after two hours operation
- 2) Increase 10 ... 90% FS

## SPECIFICATIONS ETHERCAT

### EtherCAT®

Protocol	EtherCAT®, firmware generation 2.0		
Communication standards	Semiconductor Device Profile ETG.5003 Part 1 Common Device Profile ETG.5003 Part 2080 "Specific Device Profile - Vacuum Pressure Gauge"		
Process Data	Fixed PDO mapping and configurable PDO mapping		
EtherCAT connector	RJ45, 8-pin (socket), IN and OUT		
Cable	Shielded Ethernet CAT5e or higher		
Cable length	m (ft.)	≤100 (330)	
Data rate	Kbps	100000	

## DIMENSIONS





## Heated Capacitance Diaphragm Gauge

### Cube CDGsci

The high end INFICON Cube Capacitance Diaphragm Instrument is the most accurate ( $\leq 0.025\%$  Rd accuracy;  $\leq 50$  ppm F.S. Repeatability) and most stable vacuum gauge available ( $< 5$  ppm F.S./ $^{\circ}\text{C}$  temperature stability;  $< 70$  ppm F.S./year long term stability). Cube is designed as a pure reference device to standardize vacuum measurement systems and is the only choice for vacuum research applications. The proven INFICON temperature controlled, corrosion resistant ultrapure ceramic sensor is at the heart of Cube's outstanding performance. Cube sets new standards in modern communication and user flexibility with a 20 Bit analog output and RS232-C, TCP/IP and HTML digital output connected through a wireless or wired Ethernet interface. Each device comes with a quality assurance certificate, hand-signed by Cube's leading product researchers. Delivery in a reusable hard shell suitcase for storage or shipment to calibration laboratories underlines its professionalism.



#### ADVANTAGES

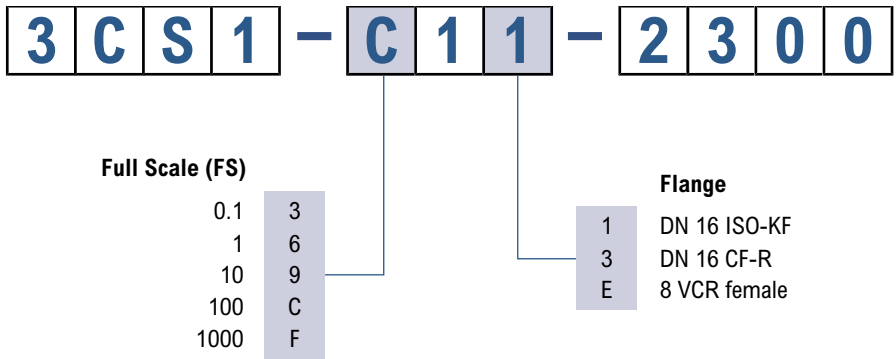
- True high precision pressure measurement — ceramic technology
- Full stable output — proven by PTB
- Flexible communication — various modern interfaces
- All functions integrated — no controller required
- Direct mounting to chamber — optimized center of gravity
- Transportation without isolation valve possible

#### APPLICATIONS

- Transfer standard
- Main reference gauge
- Research
- In-house standard

# Cube CDGsci

**ORDERING INFORMATION**



Other flange types on request.

# Cube CDGsci

## SPECIFICATION

Type		1000 Torr	100 ... 1 Torr	100 mTorr
Accuracy <sup>1)</sup>	% of reading	0.025	0.025	0.05
Temperature effect				
On zero	% FS / °C	0.0005	0.0005	0.005
On span	% of reading / °C	0.001	0.001	0.01
Pressure, max.	bar (absolute)	3	2.5	1.5
Lowest reading	% FS		0.01	
Lowest suggested reading	% FS		0.05	
Temperature				
Operation (ambient)	°C		+10 ... +40	
Storage	°C		-10 ... +50	
Supply voltage			+14 ... +30 V (dc) or ±15 V (±5%)	
Power consumption				
During Heat up	W	≤15	≤15	≤12
At operating temperature	W	≤10	≤10	≤8
Output signal (analog)	V (dc)		0 ... +10	
Response time <sup>2)</sup>	ms		100	
Degree of protection			IP 40	
Standards				
CE conformity		EN 61000-6-2, EN 61000-6-3, EN 61010-1 and RoHS		
ETL certification		UL 61010-1, CSA 22.2 No. 61010-1		
SEMI compliance		SEMI S2		
Electrical connection			D-sub, 15 pole, male; 2 × LEMO Coax; Ethernet FCC	
Setpoint				
Number of setpoints			2 (SP1, SP2)	
Relay contact	V (dc) / A (dc)		≤30 / ≤0.5	
Hysteresis	% FS		1	
Diagnostic port				
Protocol		Web pages, REST services, RS232-ASCII	Web pages, REST services, RS232-ASCII	RS232-C
Read			Pressure, status, ID	
Set			Setpoints, filter, zero adjust, factory reset, DC offset	
Materials exposed to vacuum		Aluminum oxide ceramic (Al <sub>2</sub> O <sub>3</sub> ), stainless steel (AISI 316L <sup>3)</sup> )		
Internal volume				
DN 16 ISO-KF	cm <sup>3</sup> (in. <sup>3</sup> )		4.2 (0.26)	
DN 16 CF-R	cm <sup>3</sup> (in. <sup>3</sup> )		4.2 (0.26)	
8 VCR female	cm <sup>3</sup> (in. <sup>3</sup> )		4.2 (0.26)	
Weight				
DN 16 ISO-KF	g		~1670	
DN 16 CF-R	g		~1670	
8 VCR female	g		~1670	

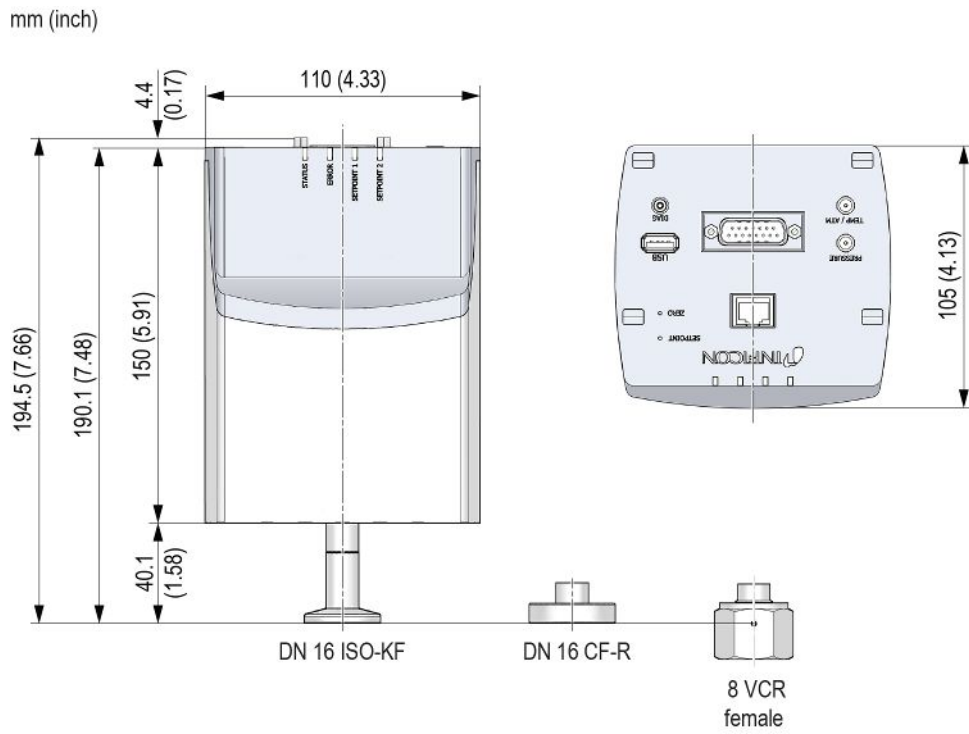
<sup>1)</sup> Non-linearity, hysteresis, repeatability at 25°C ambient operating temperature without temperature effects after two hours operation

<sup>2)</sup> Increase 10 ... 90% FS

<sup>3)</sup> 18% Cr, 10% Ni, 3% Mo, 69% Fe

# Cube CDGsci

## DIMENSIONS



## Heated Capacitance Diaphragm Gauge

### SKY® CDG100D

INFICON SKY CDG100D manometers are your best choice for accurate total pressure measurement and control. CDG100D gauges are temperature controlled at 100°C for superior performance in demanding semiconductor and plasma processes. They are available for full scale ranges from 100 mTorr to 1000 Torr, with all common flange types and fieldbus interfaces and provide a linear 0 to 10 V, gas type independent, pressure signal. INFICON capacitance manometers use an ultra pure alumina ceramic diaphragm which is corrosion proof. The advantages of the ceramic sensor are better signal stability, faster recovery from atmosphere, short warm up time and an extraordinary lifetime. INFICON CDG are high quality, cost effective pressure sensors for demanding semiconductor, plasma and vacuum applications.

#### ADVANTAGES

- Lower cost of ownership, 50% faster warm up, energy efficient low power consumption
- Easy integration, wide variety of full scales, flanges and interfaces, standard with two set points
- Easy one push button or remote signal zero command, zero offset adjustable
- Diagnostic port for quick service and maintenance
- Two year warranty, longer lifetime with advanced heating concept and gauge protection
- No long term recalibration due to excellent signal stability and repeatability, even in harsh plasma applications
- Compliance and standards: CE, EN, UL, SEMI, RoHS

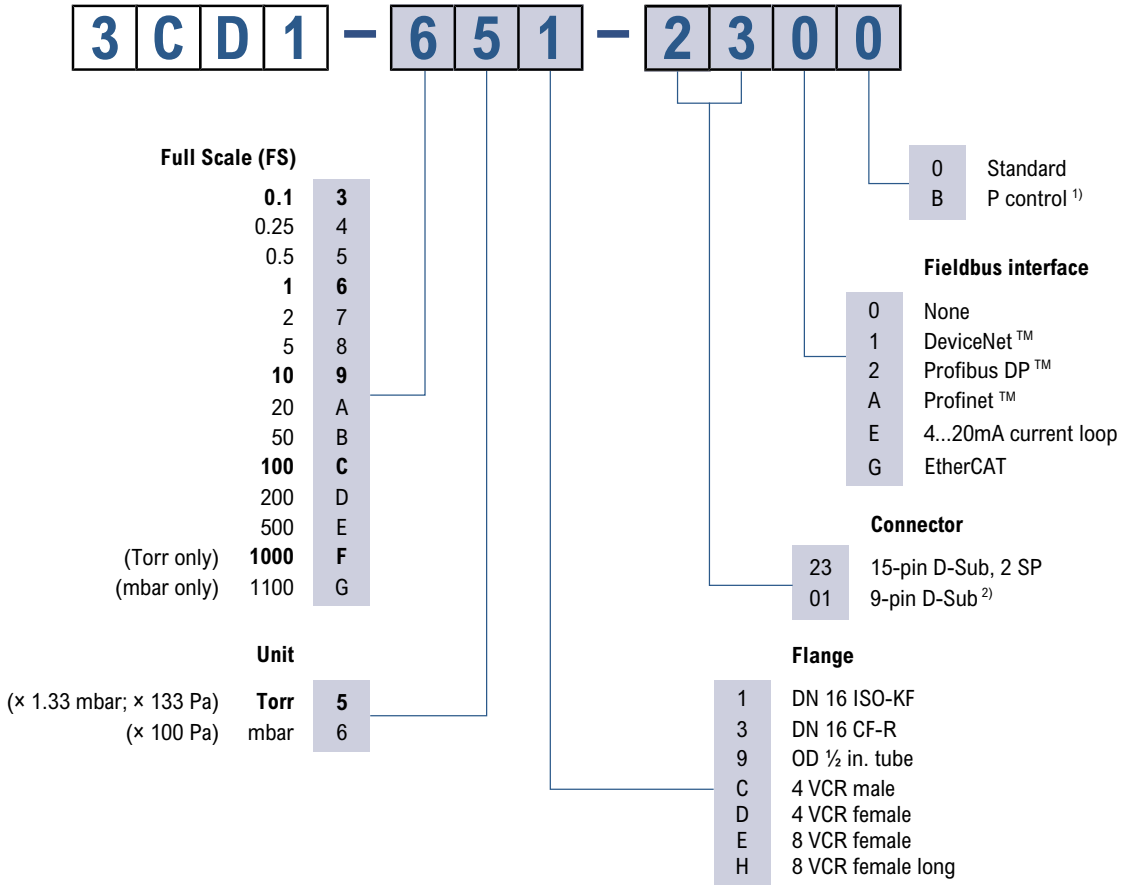
#### APPLICATIONS

- Etch, PVD, CVD and other semiconductor production processes
- Chemical and corrosive high temperature processes
- General thin film and vacuum processes requiring gauge protection



# SKY® CDG100D

## ORDERING INFORMATION



1) Optimized signal filter setting for pressure control  
 2) Not possible with fieldbus interfaces

**bold** = standard products

Other flange types on request.

## ACCESSORIES

Type	Part no.
Communication adapter (2 m) for PC RS232 serial port <sup>1)</sup>	303-333

<sup>1)</sup> Diagnostic SW available upon request

# SKY<sup>®</sup> CDG100D

## SPECIFICATION (TORR BASED STANDARD PRODUCTS)

Measurement Range	Torr	1000	100	10	1	0.1
FS (Full Scale)	Pa	1333,322	13,332	1,333	133	13
	mbar	1333	133	13.3	1.3	0.13
Accuracy <sup>1)</sup>	% of reading	0.2	0.2	0.2	0.2	0.4
Temperature effect						
on zero	% FS / °C	0.0025	0.0025	0.0025	0.0025	0.005
on span	% of reading / °C	0.02	0.02	0.02	0.02	0.02
Pressure, max.	kPa (absolute)	400	260	260	260	130
Resolution	% FS			0.003		
Lowest reading	% FS			0.01		
Lowest suggested reading	% FS			0.05		
Lowest suggested control pressure	% FS			0.5		
Temperature						
Operation (ambient) <sup>2)</sup>	°C			+10 ... +50		
Bakeout at flange	°C			≤110		
Storage	°C			-20 ... +65		
Supply voltage				+14 ... +30 V (dc) or ±15 V (±5%)		
Power consumption						
During Heat up	W			≤15		
At operating temperature	W			≤10		
Output signal (analog)	V (dc)			0 ... +10		
Response time <sup>3)</sup>	ms	30	30	30	30	130 / 30 <sup>4)</sup>
Degree of protection				IP 40		
Standards						
CE conformity				EN 61000-6-2, EN 61000-6-3, EN 61010		
ETL certification				UL 61010-1, CSA 22.2 No.61010-1		
SEMI compliance				SEMI S-2		
Electrical connection				D-sub, 15 pole, male		
Setpoint				Two setpoints (SP1, SP2)		
Relay contact	V (dc) / A (dc)			≤30 / ≤0.5		
Hysteresis	% FS			1		
Diagnostic port						
Protocol				RS232-C		
Read				Pressure, status, ID,		
Set				Set points, filter, zero adjust, factory reset, DC offset		
Materials exposed to vacuum				Aluminum oxide ceramic (Al <sub>2</sub> O <sub>3</sub> ), stainless steel (AISI 316L <sup>5)</sup> )		
Internal volume						
½ in. tube	cm <sup>3</sup> (in. <sup>3</sup> )			4.2 (0.26)		
DN 16 ISO KF				4.2 (0.26)		
DN 16 CF-R				4.2 (0.26)		
8 VCR				4.2 (0.26)		
Weight						
½ in. tube	g			837		
DN 16 ISO KF				852		
DN 16 CF-R				875		
8 VCR				897		

<sup>1)</sup> Non-linearity, hysteresis, repeatability at 25°C ambient operating temperature without temperature effects after two hours operation

<sup>2)</sup> Ambient temperatures >40°C may increase surface temperature above SEMI S2 compliance levels — mark "caution hot!"

<sup>3)</sup> Increase 10 ... 90% FS

<sup>4)</sup> For pressure control type only

<sup>5)</sup> 18% Cr, 10% Ni, 3% Mo, 69% Fe

# SKY® CDG100D

## SPECIFICATIONS (OTHER RANGES)

Measurement Range	Torr	500	200	50	20	5	2	0.5	0.25
<b>FS (Full Scale)</b>	<b>Pa</b>	<b>66,661</b>	<b>26,664</b>	<b>6,666.1</b>	<b>2,666</b>	<b>666.61</b>	<b>266.66</b>	<b>66.66</b>	<b>33.3</b>
	<b>mbar</b>	<b>666.61</b>	<b>267</b>	<b>66.67</b>	<b>26.7</b>	<b>6.6661</b>	<b>2.67</b>	<b>0.67</b>	<b>0.33</b>
Accuracy <sup>1)</sup>	% of reading	0.2	0.2	0.2	0.2	0.2	0.2	0.4	0.4
Temperature effect									
on zero	% FS / °C	0.0025	0.0025	0.0025	0.0025	0.002	0.0025	0.005	0.005
on span	% of reading / °C	0.02	0.02	0.02	0.02	0.025	0.02	0.02	0.02
Pressure, max.	kPa (absolute)	400	260	260	260	260	260	130	130
Response time <sup>2)</sup>	ms	30	30	30	30	30	30	130	130

<sup>1)</sup> Non-linearity, hysteresis, repeatability at 25°C ambient operating temperature without temperature effects after two hours operation

<sup>2)</sup> Increase 10 ... 90% FS

Further specifications see table above.

## SPECIFICATIONS (MBAR BASED PRODUCTS)

Measurement Range	mbar	1100	100	10	1	0.1
<b>FS (Full Scale)</b>	<b>Pa</b>	<b>110,000</b>	<b>10,000</b>	<b>1,000</b>	<b>100</b>	<b>10</b>
Accuracy <sup>1)</sup>	% of reading			0.2		0.4
Temperature effect						
on zero	% FS / °C	0.0025	0.0025	0.0025	0.0025	0.005
on span	% of reading / °C	0.02	0.02	0.02	0.02	0.02
Pressure, max.	kPa (absolute)	400		260		130
Response time <sup>2)</sup>	ms			30		130 / 30 <sup>3)</sup>

<sup>1)</sup> Non-linearity, hysteresis, repeatability at 25°C ambient operating temperature without temperature effects after two hours operation

<sup>2)</sup> Increase 10 ... 90% FS

<sup>3)</sup> For pressure control type only

For further specifications see table «SPECIFICATIONS (Torr based standard products)».

## SPECIFICATIONS DEVICENET

DeviceNet™	
Protocol	DeviceNet™, group 2 slave only
Data rate switch	kBaud 125, 250, 500 or network programmable
Cable length	
125 kbps	m (ft.) 500 (1650)
250 kbps	m (ft.) 250 (825)
500 kbps	m (ft.) 100 (330)
MAC ID	Two switches (address 00 – 63) or network programmable
Digital functions	Read pressure, select units: Torr, mbar, Pa Degas function, Pirani full scale adjust Monitor gauge status Safe state allows definition of behavior in case of error Detailed alarm and warning information
Analog functions	0 ... 10 V analog output pressure indication two setpoint relays A + B
Visual communication indicators	LED network status (green / red) LED module status (green / red)
Specification	DeviceNet™ "Vacuum Gauge Device Profile"
Device type	"CG" for combination gauge
I / O slave messaging	Polling only



# SKY<sup>®</sup> CDG100D

## DeviceNet™

Setpoint relays		2
Range	mbar	$1 \times 10^{-9}$ ... 100
Relay contact		NO, potential free
Hysteresis	% of reading	10
Contact rating	V / A (dc)	60 / 0.5
Supply voltage for DeviceNet™	V / A (dc)	+11 - +25 / 0.5
Supply voltage for gauge	V / A (dc)	+20 - +28 / 0.8
Connector for DeviceNet™		Microstyle, 5-pin
Connector for Gauges (analog output, supply voltage, setpoints)		D-Sub, 15-pin, male

## SPECIFICATIONS PROFIBUS DP

### Profibus DP

Baud rates	kBaud MBaud	9.6 / 19.2 / 93.75 / 187.5 / 500 1.5 / 12
Address		Two switches (address 00 - 127) or network programmable
Digital functions		Read pressure, select units: Torr, mbar, Pa Degas function, Pirani full scale adjust Monitor gauge status, filament status Safe state allows definition of behavior in case of error Detailed alarm and warning information
Analog functions		0 ... 10 V analog output pressure indication two setpoint relays A + B
Setpoint relays		2
Range	mbar	$1 \times 10^{-9}$ ... 100
Relay contact		NO, potential free
Hysteresis	% of reading	10
Contact rating	V / A (dc)	$\leq 30 / \leq 0.5$
Connector for Profibus DP		D-Sub, 9-pin, female
Connector for BPG (analog output, supply voltage, setpoints)		D-Sub, 15-pin, male

## SPECIFICATIONS ETHERCAT

### EtherCAT®

Protocol		EtherCAT®, firmware generation 2.0
Communication standards		Semiconductor Device Profile ETG.5003 Part 1 Common Device Profile ETG.5003 Part 2080 "Specific Device Profile - Vacuum Pressure Gauge"
Process Data		Fixed PDO mapping and configurable PDO mapping
EtherCAT connector		RJ45, 8-pin (socket), IN and OUT
Cable		Shielded Ethernet CAT5e or higher
Cable length	m (ft.)	$\leq 100$ (330)
Data rate	Kbps	100000

## SPECIFICATION PROFINET

### Profinet™

Communication protocol		protocol specialized for Profinet
Physical Layer		100BASE-Tx (IEEE 802.3)

# SKY<sup>®</sup> CDG100D

Profinet™			
Digital functions			
read			pressure, status, ID
set			set points, filter, zero adjust, reset, DC offset
Profinet connector			2 × RJ45, 8-pin (socket), IN and OUT
Cable			
Cable length		m (ft.)	Special Ethernet Patch Cable or Crossover Cable, shielded (CAT5e quality or higher)
			≤100 (330)
Data rate		Kbps	100000

## DIMENSIONS

## Heated Capacitance Diaphragm Gauge

### Edge CDG100D2

INFICON Edge Capacitance Diaphragm Gauge is a highly accurate vacuum measurement instrument designed for harsh manufacturing environments. The proven temperature controlled, corrosion resistant, ultra-pure ceramic sensor provides superior span stability over many years paired with state-of-the-art zero stability. Edge comes with the INFICON patented unique sensor shield which protects the gauge from undesired process by-products. Advanced electronics offer a wide range of configurable signal conditioning for all applications and optional EtherCAT fieldbus interface. The innovative heating concept enables a cool to the touch surface and saves valuable tool space. INFICON Edge is the smallest vacuum measurement instrument of its kind.



#### ADVANTAGES

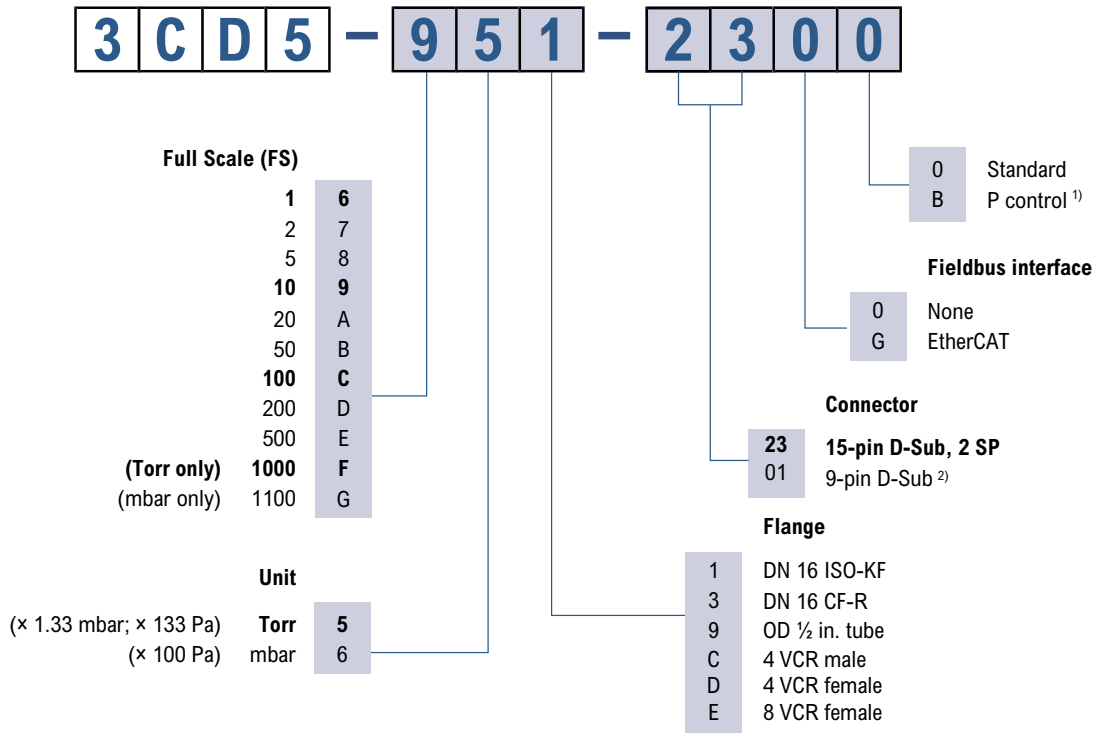
- Compact, saves valuable tool space
- Easy integration, EtherCAT, wide variety of full scales and flanges, standard with two set points
- Easy one push button or remote signal zero command, zero offset adjustable
- Diagnostic port for quick service and maintenance
- Two year warranty, longer life time with advanced heating concept and gauge protection
- No long term recalibration due to excellent signal stability and repeatability, even in harsh plasma applications
- Compliance and standards: CE, EN, UL, SEMI, RoHS

#### APPLICATIONS

- CVD, Etch, PVD and other semiconductor production processes

# Edge CDG100D2

## ORDERING INFORMATION



1) Optimized signal filter setting for pressure control

2) Not possible with fieldbus interfaces

**bold** = standard products

Other flange types on request.

# Edge CDG100D2

## SPECIFICATIONS

Type		1000 ... 500 Torr / mbar	200 ... 1 Torr / mbar
Accuracy <sup>1)</sup>	% of reading		0.15
Temperature effect			
On zero	% FS/ °C		0.0025
On span	% of reading / °C		0.02
Pressure, max.	kPa (absolute)	400	260
Resolution	% FS		0.003
Lowest reading	% FS		0.01
Lowest suggested reading	% FS		0.05
Lowest suggested control pressure	% FS		0.5
Temperature			
Operation (ambient) <sup>2)</sup>	°C		+10 ... +50
Bakeout at flange	°C		≤110
Storage	°C		-20 ... +65
Supply voltage		+14 ... +30 V (dc) or ±15 V (±5%)	
Power consumption			
During Heat up	W		≤20
At operating temperature	W		≤14
Output signal (analog)	V (dc)		0 ... +10
Response time <sup>3)</sup>	ms		30
Degree of protection			IP 40
Standards			
CE conformity		EN 61000-6-2, EN 61000-6-3, EN 61010-1 and RoHS	
ETL certification		UL 61010-1, CSA 22.2 No. 61010-1	
SEMI compliance		SEMI S2 <sup>2)</sup>	
Electrical connection		D-sub, 15 pole, male	
Setpoint			
Number of setpoints		2 (SP1, SP2)	
Relay contact	V (dc) / A (dc)	≤30 / ≤0.5	
Hysteresis	% FS	1	
Diagnostic port			
Protocol		RS232-C	
Read		Pressure, status, ID	
Set		Setpoints, filter, zero adjust, factory reset, DC offset	
Materials exposed to vacuum		Aluminum oxide ceramic (Al <sub>2</sub> O <sub>3</sub> ), stainless steel (AISI 316L <sup>4)</sup> )	
Internal volume			
1/2 in. tube	cm <sup>3</sup> (in. <sup>3</sup> )		4.2 (0.26)
DN 16 ISO-KF	cm <sup>3</sup> (in. <sup>3</sup> )		4.2 (0.26)
DN 16 CF-R	cm <sup>3</sup> (in. <sup>3</sup> )		4.2 (0.26)
8 VCR® female	cm <sup>3</sup> (in. <sup>3</sup> )		4.2 (0.26)
Weight			
1/2 in. tube	g		~837
DN 16 ISO-KF	g		~852
DN 16 CF-R	g		~875
8 VCR® female	g		~897

<sup>1)</sup> Non-linearity, hysteresis, repeatability at 25°C ambient operating temperature without temperature effects after two hours operation

<sup>2)</sup> Ambient temperatures >40°C may increase surface temperature above SEMI S2 compliance levels — mark "caution hot!"

<sup>3)</sup> Increase 10 ... 90% FS

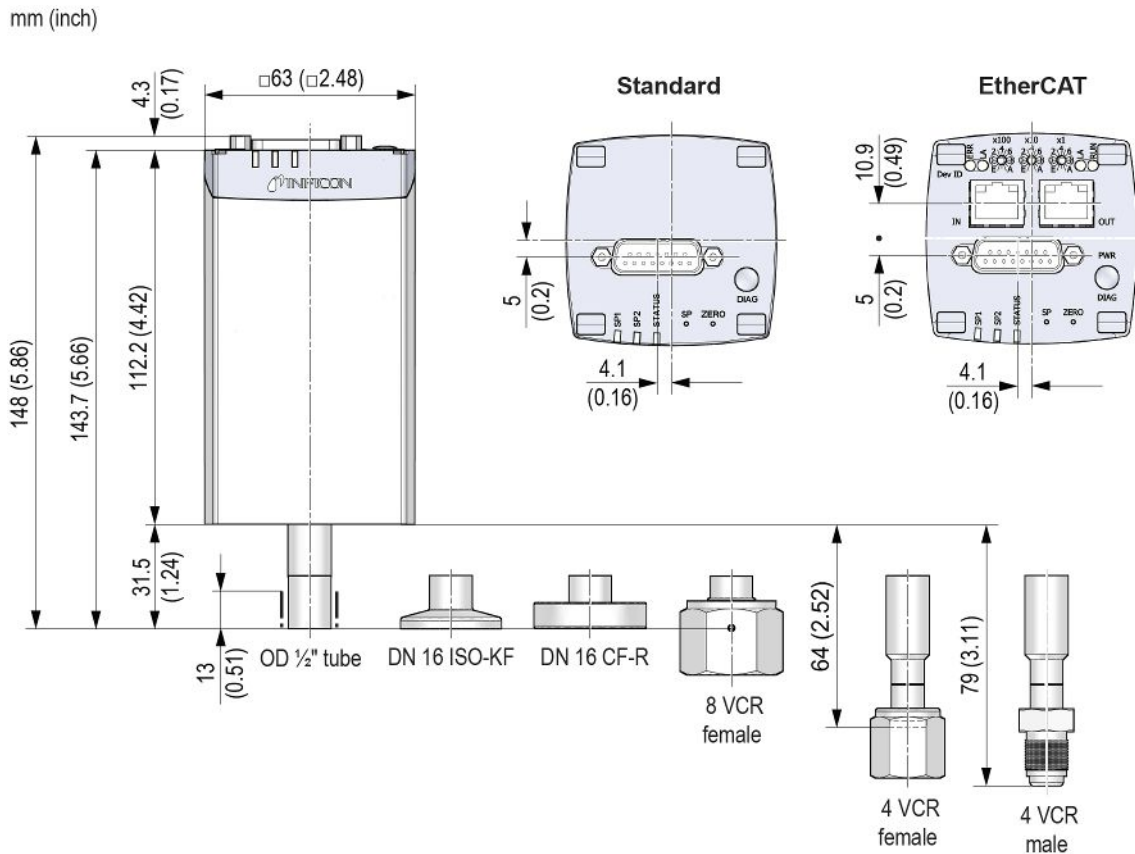
<sup>4)</sup> 18% Cr, 10% Ni, 3% Mo, 69% Fe

# Edge CDG100D2

## SPECIFICATION ETHERCAT

<b>EtherCAT®</b>		
Protocol	EtherCAT®, firmware generation 2.0	
Communication standards	Semiconductor Device Profile ETG.5003 Part 1 Common Device Profile ETG.5003 Part 2080 "Specific Device Profile - Vacuum Pressure Gauge"	
Process Data	Fixed PDO mapping and configurable PDO mapping	
EtherCAT connector	RJ45, 8-pin (socket), IN and OUT	
Cable	Shielded Ethernet CAT5e or higher	
Cable length	m (ft.)	≤100 (330)
Data rate	Kbps	100000

## DIMENSIONS



## Heated Capacitance Diaphragm Gauge

### Stripe CDG100Dhs

INFICON Stripe high-speed Capacitance Diaphragm Gauges are the fastest, highly accurate vacuum measurement instruments available. With a less than 2 ms response time combined with the EtherCAT fieldbus interface it opens up a total new field of applications. The proven temperature controlled, corrosion resistant, ultra-pure ceramic sensor provides superior span stability over many years paired with state-of-the-art zero stability. Stripe comes with the INFICON patented unique sensor shield which protects the gauge from undesired process by-products. INFICON Stripe using an innovative heating concept, which provides a cool to the touch surface, and its unique speed capabilities, enabling an unprecedented productivity increase, making it the most advanced vacuum instrument of its kind.



#### ADVANTAGES

- High productivity — faster than 2 ms response time
- Flexible integration — EtherCAT fieldbus
- Long lifetime — proven ceramic sensor
- Forget recalibration — 90ppm / year full scale stability

#### APPLICATIONS

- Atomic layer deposition
- High speed process control
- PVD, CVD, Etch
- General high temperature vacuum applications





# Stripe CDG100Dhs

## SPECIFICATIONS

Type		1000 ... 500 Torr / mbar	200 ... 1 Torr / mbar	0.5 ... 0.1 Torr / mbar
Accuracy	% of reading	0.2	0.2	0.4
Temperature effect				
On zero	% FS / °C	0.0025	0.0025	0.005
On span	% of reading / °C	0.02	0.02	0.02
Pressure, max.	kPa (absolute)	400	260	130
Resolution	% FS		0.003	
Lowest reading	% FS		0.01	
Lowest suggested reading	% FS		0.05	
Lowest suggested control pressure	% FS		0.5	
Temperature				
Operation (ambient)	°C		+10 ... +50	
Bakeout at flange	°C		≤110	
Storage	°C		-20 ... +85	
Supply voltage			+14 ... +30 V (dc) or ±15 V (±5%)	
Power consumption				
During Heat up	W		≤16	
At operating temperature	W		≤11	
Output signal (analog)	V (dc)		0 ... +10	
Response time	ms		2	
Degree of protection			IP 30	
Standards				
CE conformity		EN 61000-6-2, EN 61000-6-3, EN 61010-1 and RoHS		
ETL certification		UL 61010-1, CSA 22.2 No. 61010-1		
SEMI compliance		SEMI S2		
Electrical connection			D-sub, 15 pole, male	
Setpoint				
Number of setpoints			2 (SP1, SP2)	
Relay contact	V (dc) / A (dc)		≤30 / ≤0.5	
Hysteresis	% FS		1	
Diagnostic port				
Protocol			USB	
Read			Pressure, status, ID	
Set			Setpoints, filter, zero adjust, factory reset, DC offset	
Materials exposed to vacuum		Aluminum oxide ceramic (Al <sub>2</sub> O <sub>3</sub> ), stainless steel (AISI 316L)		
Internal volume				
1/2 in. tube	cm <sup>3</sup> (in. <sup>3</sup> )		4.2 (0.26)	
DN 16 ISO-KF	cm <sup>3</sup> (in. <sup>3</sup> )		4.2 (0.26)	
DN 16 CF-R	cm <sup>3</sup> (in. <sup>3</sup> )		4.2 (0.26)	
8 VCR® female	cm <sup>3</sup> (in. <sup>3</sup> )		4.2 (0.26)	
Weight				
1/2 in. tube	g		~837	
DN 16 ISO-KF	g		~852	
DN 16 CF-R	g		~875	
8 VCR® female	g		~897	

## SPECIFICATION ETHERCAT

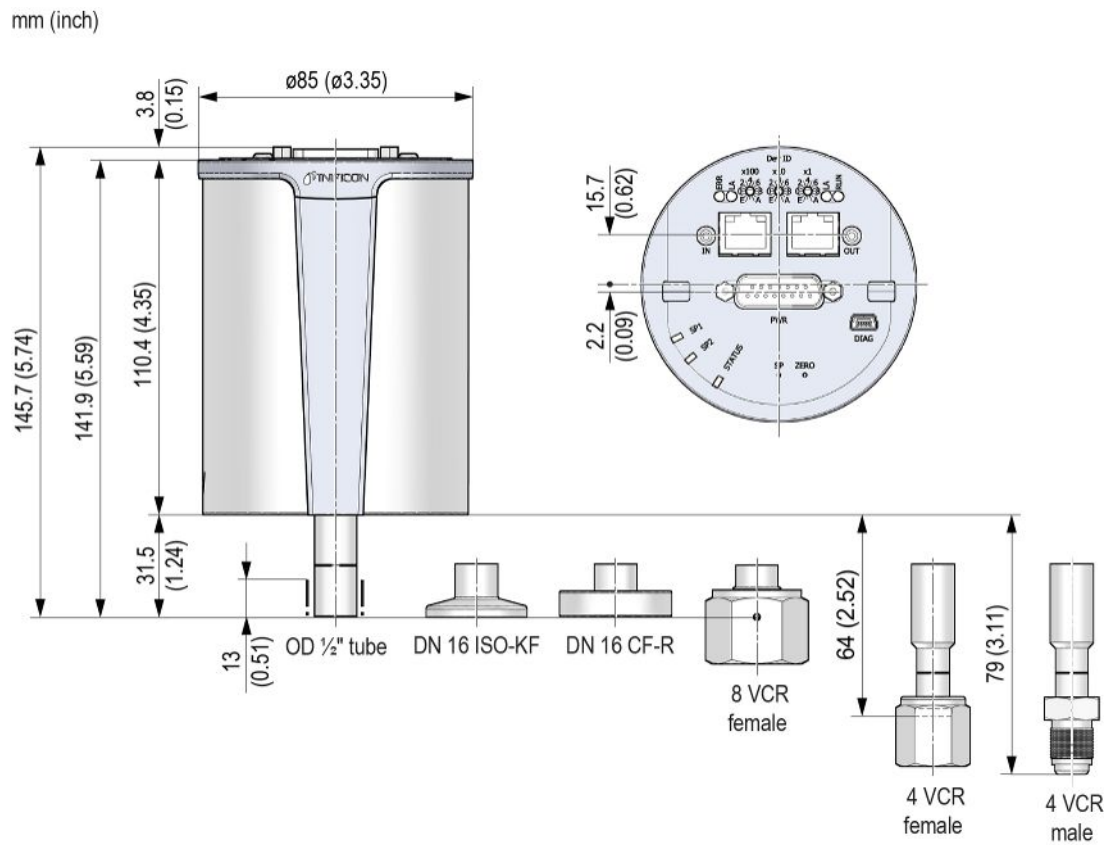
### EtherCAT®

Protocol	EtherCAT®, firmware generation 2.0
Communication standards	Semiconductor Device Profile ETG.5003 Part 1 Common Device Profile ETG.5003 Part 2080 "Specific Device Profile - Vacuum Pressure Gauge"
Process Data	Fixed PDO mapping and configurable PDO mapping

# Stripe CDG100Dhs

EtherCAT®		
EtherCAT connector		RJ45, 8-pin (socket), IN and OUT
Cable		Shielded Ethernet CAT5e or higher
Cable length	m (ft.)	≤100 (330)
Data rate	Kbps	100000

## DIMENSIONS



## Heated Capacitance Diaphragm Gauge

# SKY® CDG160D / CDG200D

INFICON SKY CDG160D and CDG200D high temperature manometers are your best choice for accurate total pressure measurement and control. CDG160D and CDG200D gauges are temperature controlled at 160°C respectively 200°C for superior performance in demanding semiconductor and plasma processes. They are available for full scale ranges from 1 Torr to 1000 Torr, with all common flange types and fieldbus interfaces and provide a linear 0 to 10V, gas type independent, pressure signal. INFICON capacitance manometers use an ultra pure alumina ceramic diaphragm which is corrosion proof. The advantages of the ceramic sensor are better signal stability, faster recovery from atmosphere, short warm up time and an extraordinary lifetime. INFICON CDGs are high quality, cost effective pressure sensors for demanding semiconductor, plasma and vacuum applications.

### ADVANTAGES

- Lower cost of ownership, 50% faster warm up, energy efficient low power consumption
- Easy integration, wide variety of full scales, flanges and interfaces, standard with two set points
- Easy one push button or remote signal zero command, zero offset adjustable
- Diagnostic port for quick service and maintenance
- Two year warranty, longer lifetime with HT heating concept and gauge protection
- No long term recalibration due to excellent signal stability and repeatability, even in harsh plasma applications
- Compliance and standards: CE, EN, UL, SEMI, RoHS

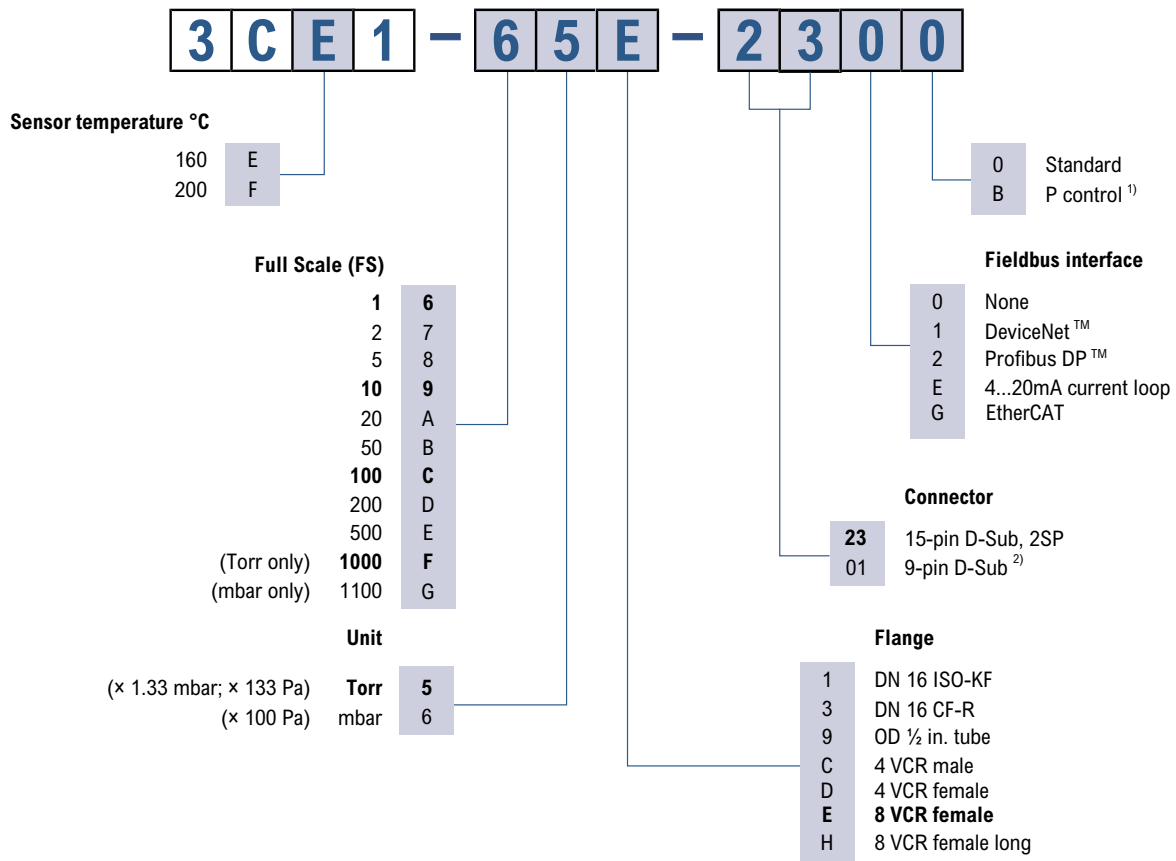
### APPLICATIONS

- Etch, CVD, PVD and other semiconductor production processes
- Chemical and corrosive high temperature processes
- General thin film and vacuum processes requiring gauge protection



# SKY® CDG160D / CDG200D

## ORDERING INFORMATION



- 1) Optimized signal filter setting for pressure control
- 2) Not possible with fieldbus interfaces

**bold** = standard products

Other flange types on request.

## ACCESSORIES

Type	Part no.
Communication adapter (2 m) for PC RS232 serial port <sup>1)</sup>	303-333

<sup>1)</sup> Diagnostic SW available upon request

# SKY<sup>®</sup> CDG160D / CDG200D

## SPECIFICATIONS (TORR BASED STANDARD PRODUCTS)

Measurement Range	Torr	1000	100	10	1
FS (Full Scale)	mbar	133,322	13,332	1,333	133
	Pa	1333	133	13.3	1.3
Accuracy <sup>1)</sup>	% of reading				0.4
Temperature effect					
on zero	% FS / °C				0.005
on span	% of reading / °C				0.02
Pressure, max.	kPa (absolute)	400	260	260	260
Resolution	% FS				0.003
Lowest reading	% FS				0.01
Lowest suggested reading	% FS				0.05
Lowest suggested control pressure	% FS				0.5
Temperature					
Operation (ambient) <sup>2)</sup>	°C		+10 ... +50		
Bakeout at flange	°C		≤200		
Storage	°C		-20 ... +65		
Supply voltage			+21 ... +30 V (dc) or ±15 V (±5%)		
Power consumption during heat up					
CDG160D	W				≤18
CDG200D	W				≤25
Power consumption at operating temperature					
CDG160D	W				≤12
CDG200D	W				≤18
Output signal (analog)	V (dc)				0 ... +10
Response time <sup>3)</sup>	ms				30
Degree of protection					IP 40
Standards					
CE conformity			EN 61000-6-2, EN 61000-6-3, EN 61010		
ETL certification			UL 61010-1, CSA 22.2 No.61010-1		
SEMI compliance			SEMI S-2		
Electrical connection			D-Sub, 15-pin, male		
Setpoint			Two setpoints (SP1, SP2)		
Relay contact	V (dc) / A (dc)				≤30 / ≤0.5
Hysteresis	% FS				1
Diagnostic port					
Protocol			RS232-C		
Read			Pressure, status, ID,		
Set			Set points, filter, zero adjust, factory reset, DC offset		
Materials exposed to vacuum			Aluminum oxide ceramic (Al <sub>2</sub> O <sub>3</sub> ), stainless steel (AISI 316L <sup>4)</sup> )		
Internal volume					
1/2 in. tube	cm <sup>3</sup> (in. <sup>3</sup> )		4.2 (0.26)		
DN 16 ISO KF	cm <sup>3</sup> (in. <sup>3</sup> )		4.2 (0.26)		
DN 16 CF-R	cm <sup>3</sup> (in. <sup>3</sup> )		4.2 (0.26)		
8 VCR	cm <sup>3</sup> (in. <sup>3</sup> )		4.2 (0.26)		

<sup>1)</sup> Non-linearity, hysteresis, repeatability at 25°C ambient operating temperature without temperature effects after two hours operation

<sup>2)</sup> Ambient temperatures >40°C may increase surface temperature above SEMI S2 compliance levels — mark "caution hot!"

<sup>3)</sup> Increase 10 ... 90% FS

<sup>4)</sup> 18% Cr, 10% Ni, 3% Mo, 69% Fe

# SKY® CDG160D / CDG200D

Measurement Range	Torr	1000	100	10	1
FS (Full Scale)	mbar	133,322	13,332	1,333	133
	Pa	1333	133	13.3	1.3

Weight

1/2 in. tube	g	837
DN 16 ISO KF	g	852
DN 16 CF-R	g	875
8 VCR	g	897

- 1) Non-linearity, hysteresis, repeatability at 25°C ambient operating temperature without temperature effects after two hours operation
- 2) Ambient temperatures >40°C may increase surface temperature above SEMI S2 compliance levels — mark “caution hot!”
- 3) Increase 10 ... 90% FS
- 4) 18% Cr, 10% Ni, 3% Mo, 69% Fe

### SPECIFICATIONS (OTHER RANGES)

Measurement Range	Torr	500	200	50	20	5	2
F.S. (Full Scale)	Pa	66,661	26,664	6,666.1	2,666	666.61	266.66
	mbar	666.61	267	66.67	26.7	6.6661	2.67

Accuracy <sup>1)</sup>	% of reading	0.4					
Temperature effect							
on zero	% F.S. / °C	0.005					
on span	% of reading / °C	0.02					
Pressure, max.	kPa (absolute)	400			260		
Resolution	% F.S.	0.003					

- 1) Non-linearity, hysteresis, repeatability at 25°C ambient operating temperature without temperature effects after two hours operation

For further specifications, see table above.

### SPECIFICATIONS (MBAR BASED PRODUCTS)

Measurement Range	mbar	1100	100	10	1
F.S. (Full Scale)	Pa	110,000	10,000	1,000	100

Accuracy <sup>1)</sup>	% of reading	0.4			
Temperature effect					
on zero	% F.S. / °C	0.005			
on span	% of reading / °C	0.02			
Pressure, max.	kPa (absolute)	400		260	
Resolution	% F.S.	0.003			

- 1) Non-linearity, hysteresis, repeatability at 25°C ambient operating temperature without temperature effects after two hours operation

For further specifications see table «SPECIFICATIONS (Torr based standard products)».

### SPECIFICATIONS DEVICENET

#### DeviceNet™

Protocol	DeviceNet™, group 2 slave only	
Data rate switch	kBaud	125, 250, 500 or network programmable
Cable length		
125 kbps	m (ft.)	500 (1650)
250 kbps	m (ft.)	250 (825)
500 kbps	m (ft.)	100 (330)
MAC ID	Two switches (address 00 – 63) or network programmable	

# SKY<sup>®</sup> CDG160D / CDG200D

DeviceNet™		
Digital functions		Read pressure, select units: Torr, mbar, Pa Degas function, Pirani full scale adjust Monitor gauge status Safe state allows definition of behavior in case of error Detailed alarm and warning information
Analog functions		0 ... 10 V analog output pressure indication two setpoint relays A + B
Visual communication indicators		LED network status (green / red) LED module status (green / red)
Specification		DeviceNet™ "Vacuum Gauge Device Profile"
Device type		"CG" for combination gauge
I / O slave messaging		Polling only
Setpoint relays		2
Range	mbar	$1 \times 10^{-9}$ ... 100
Relay contact		NO, potential free
Hysteresis	% of reading	10
Contact rating	V / A (dc)	60 / 0.5
Supply voltage for DeviceNet™	V / A (dc)	+11 - +25 / 0.5
Supply voltage for gauge	V / A (dc)	+20 - +28 / 0.8
Connector for DeviceNet™		Microstyle, 5-pin
Connector for Gauges (analog output, supply voltage, setpoints)		D-Sub, 15-pin, male

## SPECIFICATION PROFIBUS DP

Profibus DP		
Baud rates	kBaud	9.6 / 19.2 / 93.75 / 187.5 / 500
	MBaud	1.5 / 12
Address		Two switches (address 00 - 127) or network programmable
Digital functions		Read pressure, select units: Torr, mbar, Pa Degas function, Pirani full scale adjust Monitor gauge status, filament status Safe state allows definition of behavior in case of error Detailed alarm and warning information
Analog functions		0 ... 10 V analog output pressure indication two setpoint relays A + B
Setpoint relays		2
Range	mbar	$1 \times 10^{-9}$ ... 100
Relay contact		NO, potential free
Hysteresis	% of reading	10
Contact rating	V / A (dc)	≤30 / ≤0.5
Connector for Profibus DP		D-Sub, 9-pin, female
Connector for BPG (analog output, supply voltage, setpoints)		D-Sub, 15-pin, male

## SPECIFICATIONS ETHERCAT

EtherCAT®		
Protocol		EtherCAT®, firmware generation 2.0
Communication standards		Semiconductor Device Profile ETG.5003 Part 1 Common Device Profile ETG.5003 Part 2080 "Specific Device Profile - Vacuum Pressure Gauge"
Process Data		Fixed PDO mapping and configurable PDO mapping
EtherCAT connector		RJ45, 8-pin (socket), IN and OUT
Cable		Shielded Ethernet CAT5e or higher
Cable length	m (ft.)	≤100 (330)

## SKY<sup>®</sup> CDG160D / CDG200D

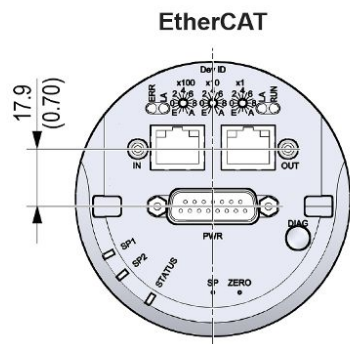
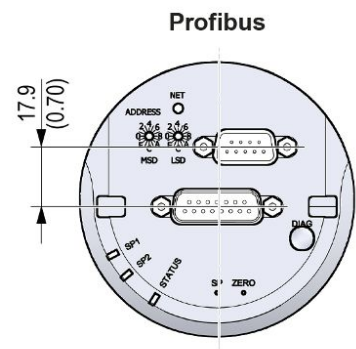
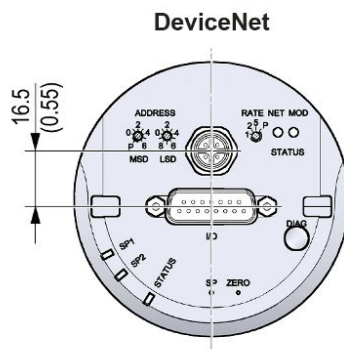
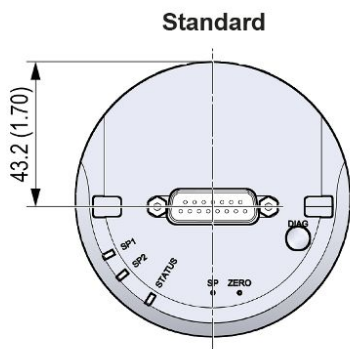
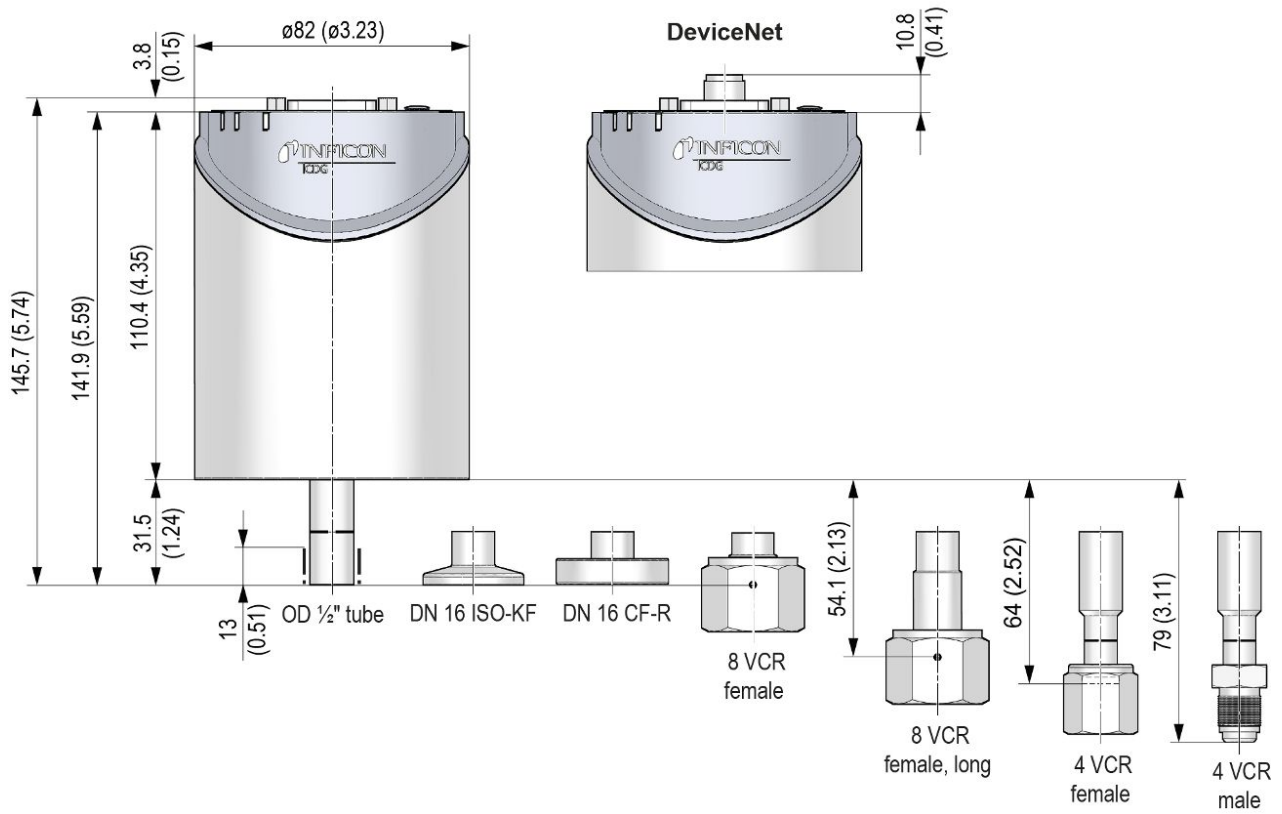
EtherCAT <sup>®</sup>		
Data rate	Kbps	100000



# SKY® CDG160D / CDG200D

## DIMENSIONS

mm (inch)



# SKY<sup>®</sup> CDG160D / CDG200D

## Pressure Display for CDG

### VG500

The INFICON Vacuum Gauge Display VGD500 connects to our CDG product line to provide a 4 Digit Display. It's a small unit which displays the pressure of the gauge. The pressure reading is selectable in pressure unit Torr, mTorr, mbar and Pa.

#### ADVANTAGES

- 4 Digit display for easy read out
- Large 10mm active LED display - readable from distance and wide range gauge of angle
- In-line plug design
- 15pin D-Sub, no extra power connection
- Compact small size
- Compatible with all Fullscale; 100 mTorr
- Pressure Units selectable (Torr, mTorr, mbar and Pa)
- CE certified



# VG500

## ORDERING INFORMATION

Type	VG500
VG500 Vacuum Gauge Display	399-653

## SPECIFICATIONS

Type	VG500	
Display	4 digits	
Connection		
Gauge Side	D-Sub, 15-pin, female	
Measurement cable side	D-Sub, 15-pin, male	
Signal	digital input RS232	
Pressure unit (adjustable)	Torr (default), mTorr, mbar, Pa	
Supply		
Power consumption	W	≤1
Voltage	+14 - +30 V(dc) or +/- 15 V(ac)	
Degree of protection	IP 40	
Temperature		
Operation	°C	+5 - +50
Storage	°C	-20 - +85
Use	indoors only	
Connectable gauges in the measurement	CDG025D / -S, CDG025D-X3, CDG045D CDG200D, CDG045D2 ... CDG100D2	
Range (FS) 0.1 mbar/Torr to 1000 mbar/Torr		
Weight	g	58
Dimensions	mm	50x63x34

## Application specific CDG solution

# Application specific CDG solution

INFICON's innovative ceramic capacitance diaphragm technology offers new and unique solutions. The flexible platform allows direct drop in replacements for legacy products. Please contact our sales for more information.

### REMOTE CDG, CUSTOM ENGINEERED

Standard heated CDG products are not matching your design requirements? Remote heated CDG could be the perfect solution.

- Sensor integrated in hot environment
- Sensor integrated in limited space



### UHP PORTER

You need a UHP compatible CDG? INFICON's xParts coating lifts the product performance to UHP level matched with clean room double packaging.


- Lower particle contamination
- Chemical resistant
- Lower metal contamination



### ALLCERAMIC, THE METAL FREE PROCESS CDG

Only ceramic surfaces (aluminum oxide) are wetted to process media. This option is available to all CDG products (SKY, Edge, Stripe).

- Higher corrosion resistance
- Lower metal contamination
- Lower particle contamination
- Longer lifetime, less maintenance



# Application specific CDG solution

## DROP IN RETROFIT SOLUTIONS

You need to replace a legacy gauge of any brand? No problem, INFICON offers attractive drop in solutions for most legacy products matching other vendors pinout and functionality.

"Click here to see all DropIn INFICON products"

Some examples are:

- Dual output
- Trip point versions with pinout and trip point voltage levels

Pin	Legacy Gauge	INFICON Standard Gauge	INFICON drop in replacement
1	Trip point A V-level	SP1 common	SP1 voltage level
2	Pressure signal output	Signal output	Signal output
3	Trip point A N.C.	Status	SP1 normally closed contact N.C.
4	Trip point A N.O.	SP1 no	SP1 normally open contact N.O.
5	Power return	Supply common	Supply common
6	-15VDC	Supply (-15V)	Supply (-15V)
7	+15VDC	Supply (+14...+30V)	Supply (+14...+30 or +15V)
8	Trip point A Com	SP2 no	SP1 common
9	Trip point B N.O.	SP2 common	SP2 normally open contact N.O.
10	Trip point B N.C.	Gauge identification	SP2 normally closed
11	Trip point B Com	Supply	SP2 common
12	Pressure signal return	Signal common	SP2 Voltage level
13	Trip point B V-Level	RS232 TxD	SP2 Voltage level
14	No connection	RS232 RXD	Not used
15	Chassis ground	Chassis ground	Housing (Chassis ground)



## YOU DIDN'T FIND THE CDG SOLVING YOUR APPLICATION?

INFICONs ceramic capacitance diaphragm technology paired with digital signal processing and experienced engineering will offer leading, innovative solutions. Please contact INFICON and describe your measurement requirements.



## Pirani Standard Gauge

# PSG500/-S, PSG502-S, PSG510-S, PSG512-S

The INFICON Pirani Standard Gauges, PSG500, PSG500-S, PSG502-S, PSG510-S and PSG512-S, employ the most advanced digital Pirani technology available in the marketplace. The rugged stainless steel sensor cell and compact design qualify them for use on semiconductor systems and for standard applications, such as for vacuum lines.

### ADVANTAGES

- Easy push button ATM and HV adjustment
- Compact space saving and rugged design
- Aluminum housing
- Measuring performance independent of mounting orientation for maximum engineering freedom in tool design
- All stainless steel measuring cell
- Logarithmic signal output for easy integration
- 10 bar absolute overpressure with threaded connections
- 250°C bakeable version
- Nickel filament option for corrosive applications
- Ceramic feedthrough for extremely corrosive applications (PSG510 and PSG512)
- Optional setpoints
- RoHS compliance

### APPLICATIONS

- Controlling high vacuum ionization gauges
- For vacuum pressure monitoring
- Safety circuits in vacuum systems
- General vacuum measurement and control in the fine and rough vacuum range



# PSG500/-S, PSG502-S, PSG510-S, PSG512-S

## ORDERING INFORMATION

Type	PSG500	PSG500-S	PSG502-S	PSG510-S	PSG512-S
<b>Setpoints</b>	None	Two setpoints	Two setpoints	Two setpoints	Two setpoints
<b>Filament</b>	Tungsten	Tungsten	Nickel	Tungsten	Nickel
<b>Feethrough</b>	Glass	Glass	Glass	Ceramic	Ceramic
DN 16 ISO-KF	350-060	350-080	350-140	350-200	350-300
DN 16 CF-R	350-062	350-082	350-142	-	-
1/8 in. NPT	350-061	350-081	350-141	-	-
8 VCR	350-064	350-084	350-144	-	-
4 VCR	350-065	350-085	350-145	-	-
1/2 in. tube	350-063	350-083	350-143	-	-
7/16-20 UNF	350-066	350-086	350-146	-	-
DN 16 ISO-KF long tube	350-067	350-087	350-147	-	-
DN 16 CF-R long tube	350-068	350-088	350-148	-	-

Replacement sensor	PSG500/-S	PSG502-S	PSG510-S	PSG512-S
<b>Filament</b>	Tungsten	Nickel	Tungsten	Nickel
<b>Feedthrough</b>	Glass	Glass	Glass	Ceramic
DN 16 ISO-KF	350-920	350-900	350-930	350-940
DN 16 CF-R	350-922	350-902	-	-
1/8 in. NPT	350-921	350-901	-	-
8 VCR	350-924	350-904	-	-
4 VCR	350-926	350-906	-	-
1/2 in. tube	350-923	350-903	-	-
7/16-20 UNF	350-925	350-905	-	-
DN 16 ISO-KF long tube	350-927	350-907	-	-
DN 16 CF-R long tube	350-928	350-908	-	-



# PSG500/-S, PSG502-S, PSG510-S, PSG512-S

## SPECIFICATIONS

Type		PSG500	PSG500-S	PSG502-S	PSG510-S	PSG512-S
Filament Feedthrough		Tungsten Glass	Tungsten Glass	Nickel Glass	Tungsten Ceramic	Nickel Ceramic
Measuring principle		thermal conductance according to Pirani				
Measurement range (air, O <sub>2</sub> , CO, N <sub>2</sub> )	mbar	5 × 10 <sup>-4</sup> to 1000				
Accuracy (N <sub>2</sub> )		±15%				
1 × 10 <sup>-3</sup> ... 100 mbar	% of reading	±50%				
5 × 10 <sup>-4</sup> ... 1 × 10 <sup>-3</sup> mbar	% of reading	±50%				
100 ... 1000 mbar	% of reading	2%				
Repeatability (air) 1 × 10 <sup>-3</sup> ... 100 mbar	% of reading					
Output signal (measurement signal)						
Voltage range	V	0 ... +10.3				
Measurement range	V	V +1.9 ... +10.0				
Voltage vs. pressure		Logarithmic 1.286 V/decade				
Error signal	V	0 ... +0.5 (filament rupture)				
Output impedance	Ω	2 × 4.7				
Minimum loaded impedance	kΩ	10, short-circuit proof				
Response time	ms	80				
Gauge identification	kΩ	27.0, referenced to supply common				
Adjustment		One tactile switch for ATM and HV adjustment				
Setpoint		none			2	
Setting range	mbar	2 × 10 <sup>-3</sup> ... 500				
Hysteresis	% of reading	10% above lower threshold				
Relay contact	V (dc) A (dc)	30 / 0.5 floating				
Switching time	ms	<20				
Supply voltage						
At gauge	V (dc)	+14 ... +30				
Ripple	V <sub>pp</sub>	≤1				
Current consumption	mA	<500 (max. starting current)				
Power consumption	W	≤1				
Electrical connection		FCC 68 / RJ45 appliance connector, 8 poles, male				
Sensor cable		8 poles plus shielding				
Cable length	m	≤100 (8 × 0.14 mm <sup>2</sup> )				
Materials exposed to vacuum		Glass, Ni, NiFe DIN 1.4301/1.4305/1.4435			Al <sub>2</sub> O <sub>3</sub> , Ni, DIN 1.3981/1.4305/1.4435	
Material Filament		W	W	Ni	W	Ni
Internal volume						
DN 16 ISO-KF, DN 16 CF-R, 7/16-20 UNF	cm <sup>3</sup> (in. <sup>3</sup> )	1.5 (0.092)				
DN 16 ISO-KF and DN 16 CF-R long tube	cm <sup>3</sup> (in. <sup>3</sup> )	10 (0.61)				
1/8 in. NPT, 4 VCR, 8 VCR, 1/2 in. tube	cm <sup>3</sup> (in. <sup>3</sup> )	2 (0.122)				
Admissible pressure	bar (absolute)	10, limited to inert gases				
Admissible temperature						
Operation	°C	+5 ... +60				
Vacuum connection <sup>1)</sup>	°C	80 / 250 <sup>2)</sup>				
Storage	°C	-20 ... +65				
Mounting orientation		any				
Degree of protection		IP40				

<sup>1)</sup> In horizontal mounting orientation

<sup>2)</sup> Long tube

# PSG500/-S, PSG502-S, PSG510-S, PSG512-S

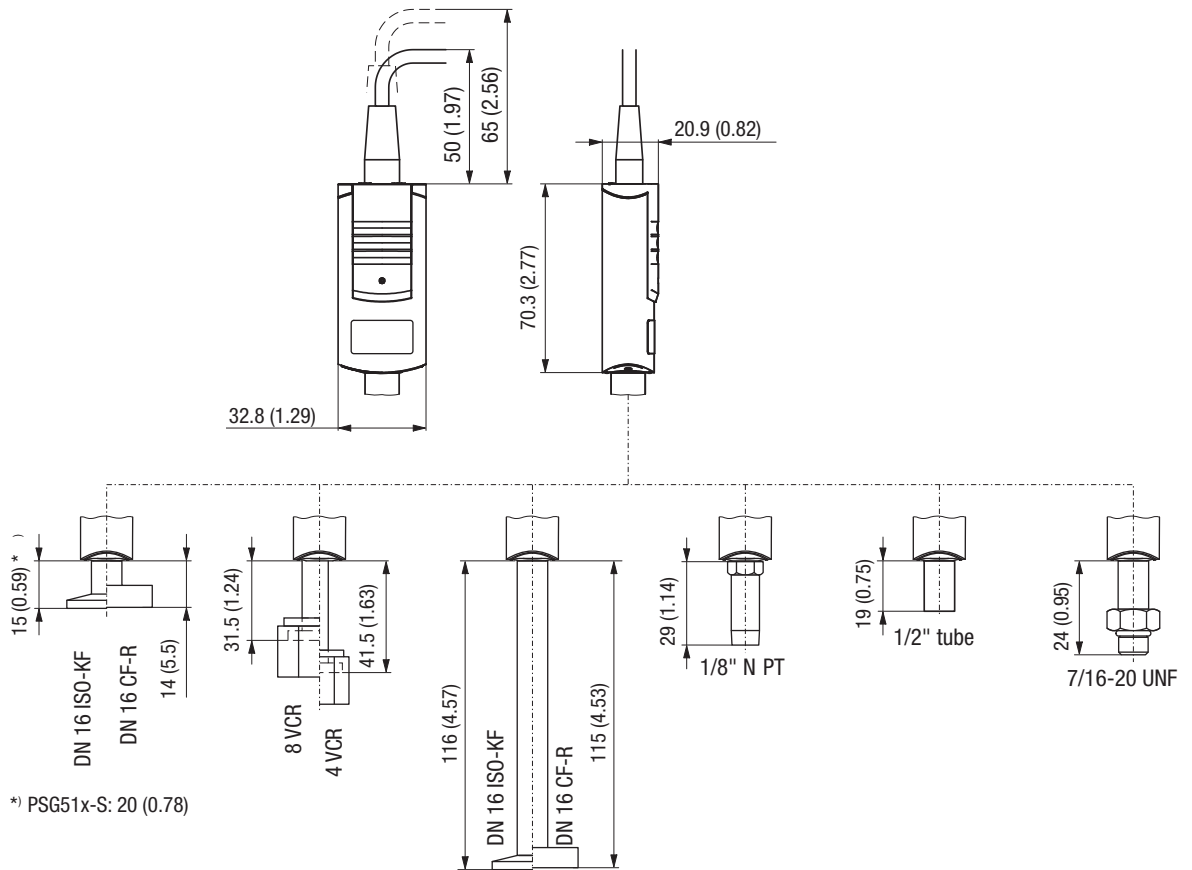
Type	PSG500	PSG500-S	PSG502-S	PSG510-S	PSG512-S
Filament	Tungsten	Tungsten	Nickel	Tungsten	Nickel
Feedthrough	Glass	Glass	Glass	Ceramic	Ceramic
Weight					
DN 16 ISO-KF, 7/16-20 UNF			80		
DN 16 CF-R, 4 VCR			100		
1/8 in. NPT, 1/2 in. tube			70		
8 VCR, DN 16 ISO-KF long tube			130		
DN 16 CF-R long tube			140		

1) In horizontal mounting orientation

2) Long tube

## DIMENSIONS

mm (in.)



## Pirani Standard Gauge

# PSG550, PSG552, PSG554

The INFICON Pirani Standard Gauge (PSG55x) employs like his brothers PCG55x and PSG50x the most advanced digital Pirani technology available. The rugged sensor design combined with the compact size and the variety of features qualifies as the right product for measurement from low to the high vacuum range.

### ADVANTAGES

- Available with tungsten (PSG550) or nickel (PSG552) filament or with a fully ceramic coated (PSG554) sensor unit for highly corrosive applications
- Optional display, setpoints and digital interfaces, e.g. EtherCAT®, DeviceNet™ etc.
- Latest EtherCAT® protocol generation 2.0
- Easy to exchange plug and play sensor element with on-board calibration data—guarantees high reproducibility and low cost of ownership
- Selectable output signal and various plug versions for easy integration
- Optional setpoints relays, display and digital interfaces e.g. EtherCAT®, DeviceNet™ etc.
- Measuring performance independent of mounting orientation for maximum engineering freedom in tool design
- Diagnostic port on all versions
- Compliance and standards: CE, EN, UL, CSA, RoHS

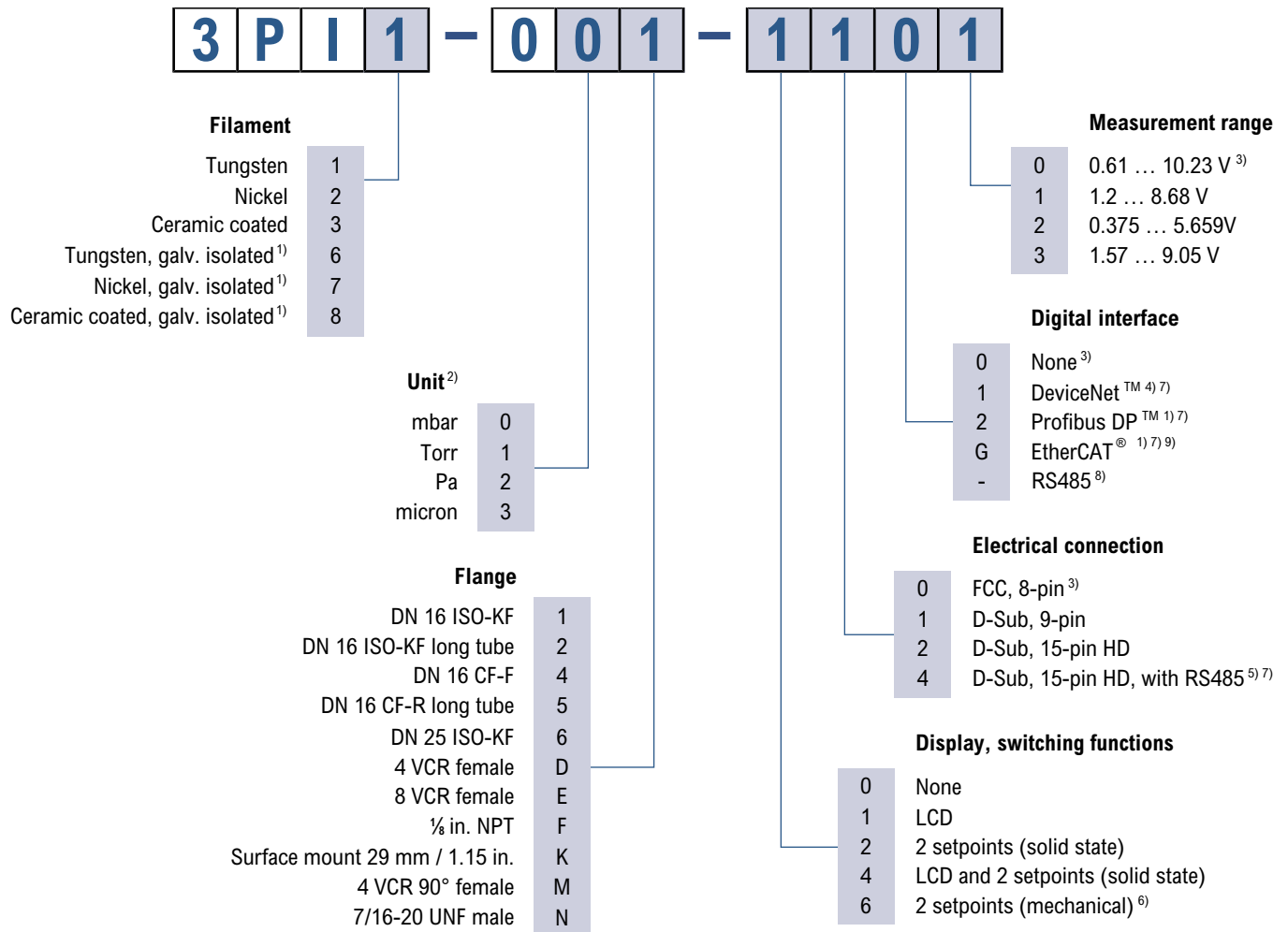
### APPLICATIONS

- For vacuum pressure measurement
- Safety circuits in vacuum systems
- General vacuum measurement and control from low to the high vacuum range



# PSG550, PSG552, PSG554

## ORDERING INFORMATION



- 1) Only with D-Sub 9-pin connector available
- 2) When selecting LCD (liquid crystal display) choose desired pressure unit
- 3) Choose these settings when using an INFICON VGC40x or PGD400 controller or when choosing "4" under electrical connections
- 4) Only with D-Sub 9-pin connector and galvanically isolated available
- 5) Only without additional digital interface available
- 6) Only with D-Sub 9-pin connector without LCD available
- 7) Fieldbus options only available together with switching functions (select number "2" or "4" from table "Display, switching functions")
- 8) Just selectable via number "4" from table "Electrical connection"
- 9) EtherCAT protocol generation 2.0; protocol generation 1.0 still available on request

## PSG550, PSG552, PSG554

Replacement sensor	PSG550 Tungsten	PSG552 Nickel	PSG554 Ceramic coated
DN 16 ISO-KF	355-925	355-936	355-947
DN 16 ISO-KF long tube	355-926	355-937	355-948
DN 16 CF-F	355-927	355-938	355-949
DN 16 CF-R long tube	355-928	355-939	355-950
DN 25 ISO-KF	355-929	355-940	355-951
4 VCR female	355-932	355-943	355-954
8 VCR female	355-931	355-942	355-953
1/8 in. NPT	355-930	355-941	355-952
Surface mount 29 mm (1.15 in.)	355-934	355-945	355-956
4 VCR 90° female	355-935	355-946	355-957
7/16-20 UNF male	355-933	355-944	355-955

### Accessories

Centering ring with filter (DN 16 ISO-KF)	211-097
Diagnostic: Communication adapter (2 m) for PC RS232C serial port <sup>1)</sup>	303-333

<sup>1)</sup> Diagnostic SW available upon request

# PSG550, PSG552, PSG554

## SPECIFICATIONS

Type	PSG550	PSG552	PSG554
Filament	Tungsten	Nickel	Ceramic coated
Measurement range	mbar (Torr)	5×10 <sup>-5</sup> ... 1000 (3.8×10 <sup>-5</sup> ... 750)	
Accuracy (N <sub>2</sub> )			
5 × 10 <sup>-4</sup> ... 1 × 10 <sup>-3</sup> mbar	% of reading	±50	
1 × 10 <sup>-3</sup> ... 100 mbar	% of reading	±15	
100 ... 1000 mbar	% of reading	±50	
Repeatability (N <sub>2</sub> ) 1 × 10 <sup>-3</sup> ... 100 mbar	% of reading	±2	
Admissible pressure	bar (absolute)	≤5	
Pressure, max.	bar (absolute)	10	
Admissible temperature			
Operation (ambient)	°C	+10 ... +50	
Storage	°C	-20 ... +65	
Bakeout at flange	°C	≤80	
Long tube	°C	≤250	
Supply voltage	V / A (dc)	+15 ... +30	
Power consumption			
Without fieldbus	W	≤2.5	
DeviceNet™	W	≤3	
Profibus DP	W	≤3	
EtherCAT®	W	≤4.5	
Output signal analog			
3PIx-0xx-xxx0	V	0 ... +10	
3PIx-0xx-xxx1	V	0 ... +8.5	
3PIx-0xx-xxx2	V	0 ... +5.529	
3PIx-0xx-xxx3	V	0 ... +8.875	
Measuring range			
3PIx-0xx-xxx0	V	+0.61 ... +10	
3PIx-0xx-xxx1	V	+1.2 ... +8.5	
3PIx-0xx-xxx2	V	+0.375 ... +5.529	
3PIx-0xx-xxx3	V	+1.57 ... +8.875	
Voltage vs. pressure			
3PIx-0xx-xxx0	V / Decade	1.286	
3PIx-0xx-xxx1	V / Decade	1	
3PIx-0xx-xxx2	V / Decade	1	
3PIx-0xx-xxx3	V / Decade	1	
Load impedance	kΩ	>10	
Setpoint relay		2	
Range (N <sub>2</sub> )	mbar	5 × 10 <sup>-5</sup> ... 1000	
Relay contact		NO, potential free	
Hysteresis	% of threshold	10	
Contact rating			
Solid state relays	V / A (dc)	≤30 / ≤0.3	
Mechanical relays	V / A (dc)	≤30 / ≤1	
Switching time	ms	≤30	
Interface (digital)		RS232C	
Electrical connection			
3PIx-0xx-x0xx		FCC, 8-pin	
3PIx-0xx-x1xx		D-Sub, 9-pin, male	
3PIx-0xx-x2xx		D-Sub, 15-pin HD, male	
3PIx-0xx-x4xx		D-sub, 15-pin HD, with RS485, male	
Cable length	m (ft.)	≤100 (≤330)	
RS232C operation	m (ft.)	≤30 (≤100)	

# PSG550, PSG552, PSG554

Type		PSG550	PSG552	PSG554
Filament		Tungsten	Nickel	Ceramic coated
Materials exposed to vacuum		W, Ni, NiFe, glass, SnAg, stainless steel	Ni, NiFe, glass, SnAg, stainless steel	Al <sub>2</sub> O <sub>3</sub> , stainless steel
Internal volume				
DN 16 ISO-KF	cm <sup>3</sup>		4.7	
DN 16 ISO-KF long tube	cm <sup>3</sup>		14.5	
DN 16 CF-F	cm <sup>3</sup>		8	
DN 16 CF-R long tube	cm <sup>3</sup>		14	
DN 25 ISO-KF, 4 VCR	cm <sup>3</sup>		5.5	
8 VCR	cm <sup>3</sup>		7	
1/8 in. NPT, 7/16-20 UNF	cm <sup>3</sup>		5.2	
Surface mount 29 mm (1.15 in.)	cm <sup>3</sup>		4.9	
4 VCR 90°	cm <sup>3</sup>		7.9	
Weight				
Without fieldbus interface	g		115 ... 130	
With fieldbus interface	g		230 ... 250	
Degree of protection			IP 40	
Standards		EN 61000-6-2/-6-3, EN 61010, UL 61010-1, CSA 22.2 No. 61010-1		

## SPECIFICATIONS DIGITAL INTERFACES

### DeviceNet™

Protocol		DeviceNet™, group 2 slave only
Data rate switch	kBaud	125, 250, 500 or network programmable
Cable length		
125 kbps	m (ft.)	500 (1650)
250 kbps	m (ft.)	250 (825)
500 kbps	m (ft.)	100 (330)
MAC ID		Two switches (address 00 – 63) or network programmable
Digital functions		Read pressure, select units: Torr, mbar, Pa Degas function, Pirani full scale adjust Monitor gauge status Safe state allows definition of behavior in case of error Detailed alarm and warning information
Analog functions		0 ... 10 V analog output pressure indication two setpoint relays A + B
Visual communication indicators		LED network status (green / red) LED module status (green / red)
Specification		DeviceNet™ "Vacuum Gauge Device Profile"
Device type		"CG" for combination gauge
I / O slave messaging		Polling only
Setpoint relays		2
Range	mbar	1 × 10 <sup>-9</sup> ... 100
Relay contact		NO, potential free
Hysteresis	% of reading	10
Contact rating	V / A (dc)	60 / 0.5
Supply voltage for DeviceNet™	V / A (dc)	+11 - +25 / 0.5
Supply voltage for gauge	V / A (dc)	+20 - +28 / 0.8
Connector for DeviceNet™		Microstyle, 5-pin
Connector for Gauges (analog output, supply voltage, setpoints)		D-Sub, 15-pin, male

# PSG550, PSG552, PSG554

EtherCAT®		
Protocol	EtherCAT®, firmware generation 2.0	
Communication standards	Semiconductor Device Profile ETG.5003 Part 1 Common Device Profile ETG.5003 Part 2080 "Specific Device Profile - Vacuum Pressure Gauge"	
Process Data	Fixed PDO mapping and configurable PDO mapping	
EtherCAT connector	RJ45, 8-pin (socket), IN and OUT	
Cable	Shielded Ethernet CAT5e or higher	
Cable length	m (ft.)	≤100 (330)
Data rate	Kbps	100000

Profibus DP		
Baud rates	kBaud	9.6 / 19.2 / 93.75 / 187.5 / 500
	MBaud	1.5 / 12
Address	Two switches (address 00 - 127) or network programmable	
Digital functions	Read pressure, select units: Torr, mbar, Pa Degas function, Pirani full scale adjust Monitor gauge status, filament status Safe state allows definition of behavior in case of error Detailed alarm and warning information	
Analog functions	0 ... 10 V analog output pressure indication two setpoint relays A + B	
Setpoint relays		2
Range	mbar	$1 \times 10^{-9}$ ... 100
Relay contact		NO, potential free
Hysteresis	% of reading	10
Contact rating	V / A (dc)	≤30 / ≤0.5
Connector for Profibus DP		D-Sub, 9-pin, female
Connector for BPG (analog output, supply voltage, setpoints)		D-Sub, 15-pin, male

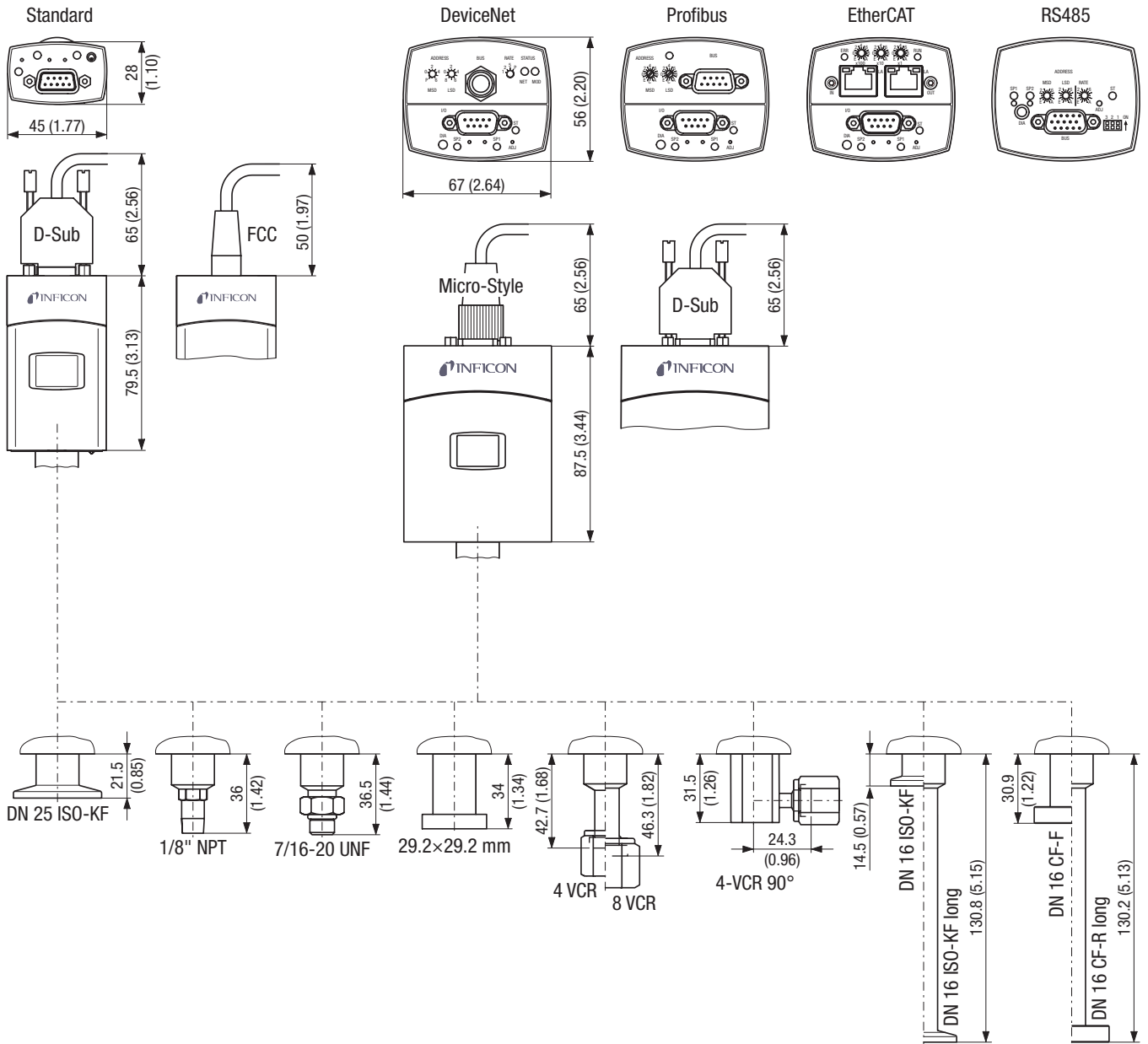
RS485C		
Baud rates	kBaud	9.6 / 19.2 / 38.4 / 57.6
Address	Two switches (address 00 – 255)	
Digital functions	Read pressure, select units: Torr, mbar, Pa, micron, counts monitor gauge status, detailed alarm and warning information, safe state allows definition of behavior in case of error	
Connector for RS485		D-Sub, 15-pin HD, male



# PSG550, PSG552, PSG554

## DIMENSIONS

mm (in.)



## PSG550, PSG552, PSG554

## Pirani Gauge Enhanced

### PGE500

The INFICON Pirani Gauge Enhanced (PGE) is equipped with the latest digital convection enhanced Pirani technology available on the market. Due to the physical properties of convection this type of Pirani offers higher accuracy in the measurement range between 100 to 1000 mbar. The rugged gauge and sensor design in combination with many factory build in features, such as the bright, sharp and clear OLED display with integrated keypad, RS485/RS232 digital interface and 4 selectable analog output signals make the PGE500 a high value/ low cost of ownership choice. All these features qualify this gauge for many applications where an economical vacuum measurement from low to high vacuum range is required.



#### ADVANTAGES

- Convection Enhanced Pirani Technology for wide measurement range and higher accuracy near atmosphere
- All-in-One active gauge with built-in display, 2 set points, 4 analog output signals, and 2 digital interfaces
- Bright digital OLED display with keypad for simple setup, calibration and operation
- 4 optional analog output signals (3 user selectable, 1 default)
- Factory pre-set analog output signal or selectable via keypad
- Factory pre-set display units or selectable via keypad
- User programmable set point relays (factory pre-set on request for volume orders)
- Gold plated tungsten filament, Platinum filament for enhanced corrosion resistance available on request
- Mechanical strength, highly robust and less susceptible to mechanical shock and vibration
- Choice of flange options
- Compliance & standards: CE, RoHS
- Direct drop in replaces most Granville-Phillips® Mini-Convectron® modules (GP275)

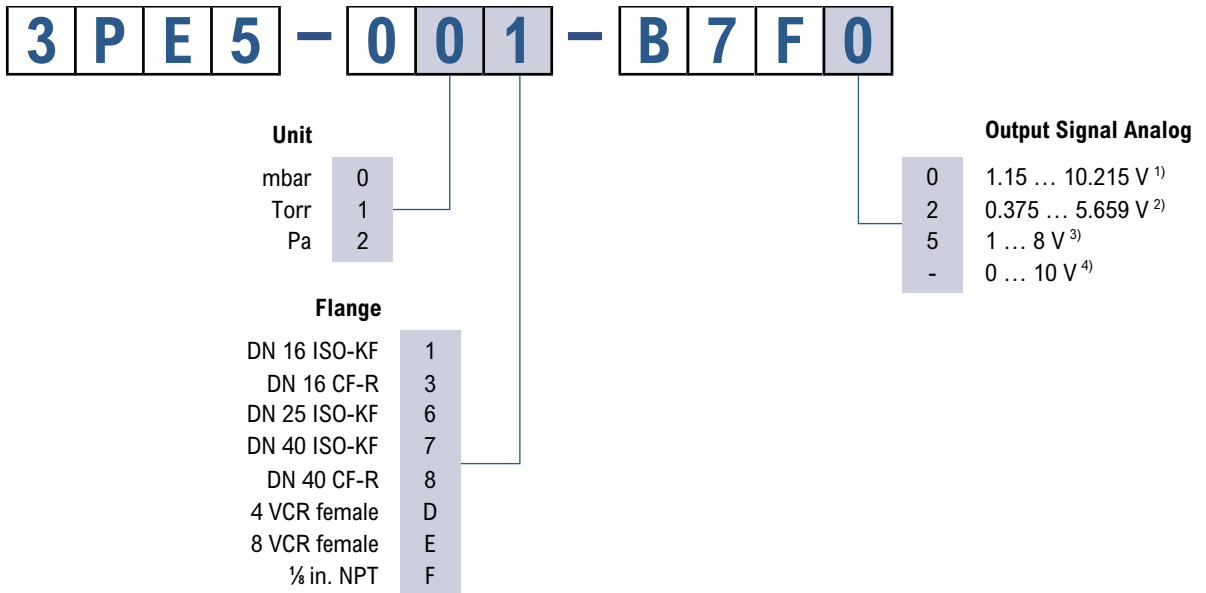
#### APPLICATIONS

- For vacuum pressure measurement
- General vacuum measurement and control from low to the high vacuum range

*\*Granville-Phillips® and Mini-Convectron® are registered trademarks of MKS Instruments, Andover, MA*

# PGE500

## ORDERING INFORMATION



- 1) log-linear,  $p=10^{0.778(U-c)}$
- 2) non-linear S-curve, compatible to most Granville-Phillips® Mini-Convectron® modules (GP275)
- 3) log-linear,  $p=10^{(V-5)}$
- 4) linear, available on all devices by default on pin 9

Power supply for PGE300 & PGE500 <sup>1)</sup>		352-525
Input power:	V (ac)	100 ... 240
Output power:	V (dc)	+24 @ 2.5 A (60 W)
Cable length:	m (ft)	2 (6)

<sup>1)</sup> The IEC 60320 AC power entry receptacle allows use with any user supplied AC mains cord set available worldwide



# PGE500

## SPECIFICATIONS

Type	PGE500 Tungsten gold-plated	
Measurement range	mbar	$1.3 \times 10^{-4} \dots 1333$
	Torr	$1 \times 10^{-4} \dots 1000$
	Pa	$1.3 \times 10^{-2} \dots 133000$
Accuracy (N <sub>2</sub> ) <sup>1)</sup>		
1.3 × 10 <sup>-4</sup> ... 1.3 × 10 <sup>-3</sup> mbar		0.1 × 10 <sup>-3</sup> mbar resolution
1.3 × 10 <sup>-3</sup> ... 530 mbar	% of reading	±10
530 ... 1333 mbar	% of reading	±2.5
1 × 10 <sup>-4</sup> ... 1 × 10 <sup>-3</sup> Torr		0.1 mTorr resolution
1 × 10 <sup>-3</sup> ... 400 Torr	% of reading	±10
400 ... 1000 Torr	% of reading	±2.5
Repeatability (N <sub>2</sub> ) <sup>1)</sup>	% of reading	±2
Admissible Temperature		
Operation	°C	0 ... +40
Storage	°C	-40 ... +70
Bakeout ( electronics removed)	°C	≤150
Supply voltage	V (dc)	+12 ... +28) <sup>2)</sup>
Output signal (analog)		
3PE5-0xx-B7F0	V (dc)	1.15 ... 10.215 (log-linear)
3PE5-0xx-B7F2	V (dc)	0.375 ... 5.659 (non-linear S-curve)
3PE5-0xx-B7F5	V (dc)	1 ... 8 (log-linear)
3PE5-0xx-B7F <sup>3)</sup>	V (dc)	1 ... 10 (linear)
Voltage vs. pressure		
3PE5-0xx-B7F0	V / Decade	1.286
3PE5-0xx-B7F5	V / Decade	1
Setpoint relay		2 (single-pole double-throw relays (SPDT)) 1 A at 30 V (dc) resistive, or V (ac) non-inductive
Electrical connection		D-Sub, 9-pin, male and D-Sub, 15-pin HD, male (with RS485)
Mounting orientation		horizontal recommended <sup>4)</sup>
Materials exposed to vacuum		gold-plated tungsten, 304 & 316 stainless steel, glass, nickel, Teflon®
Internal volume	cm <sup>3</sup> (in. <sup>3</sup> )	26 (1.589)
Internal surface area	cm <sup>2</sup> (in. <sup>2</sup> )	59.7 (9.25)
Weight	g (oz)	340 (12)

<sup>1)</sup> typically

<sup>2)</sup> 2 W protected against power reversal and transient over-voltages

<sup>3)</sup> available on all devices by default on pin 9


<sup>4)</sup> orientation has no effect on measurements below 1.3 mbar (1 Torr)

# PGE500

## DIMENSIONS

Dimension A	mm	(in)
DN 16 ISO-KF	29.5	(1.16)
DN 25 ISO-KF	29.5	(1.16)
DN 40 ISO-KF	29.5	(1.16)
DN 16 CF-R	34	(1.34)
DN 40 CF-R	34	(1.34)
4 VCR female	43.7	(1.72)
8 VCR female	40.9	(1.61)
1/8" NPT	21.8	(0.86)

mm (in.)



## Pirani Gauge Enhanced

### PGE500 DeviceNet

The INFICON Pirani Gauge Enhanced (PGE) DeviceNet version is equipped with the latest digital convection enhanced Pirani technology available on the market. Due to the physical properties of convection this type of Pirani offers higher accuracy in the measurement range between 100 to 1000 mbar. The rugged gauge and sensor design in combination with many factory built in features, such as the bright, sharp and clear OLED display with integrated keypad, selectable units of measures and 2 programmable set points makes the PGE500 DeviceNet version a high value/low cost of ownership choice. All these features qualify this gauge for many applications where an economical vacuum measurement from low to high vacuum range is required. The PGE500 DeviceNet version is a direct drop-in plug-compatible replacement for the DeviceNet version of MKS / Granville-Phillips® Mini-Convectron® (so called GP275 Modules). INFICON PGE500 spare sensor heads are also suited to replace Granville-Phillips® sensor heads.



#### ADVANTAGES

- Convection Enhanced Pirani Technology for wide measurement range and higher accuracy near atmosphere
- All-in-One active gauge with built-in display, 2 set points, and digital DeviceNet™ interface
- Bright digital OLED display with keypad for simple setup, calibration and operation
- Factory pre-set display units for measure or selectable via keypad
- User programmable set point relays (factory pre-set on request for volume orders)
- Gold plated tungsten filament or platinum filament for corrosive applications
- Mechanical strength, highly robust and less susceptible to mechanical shock and vibration
- Field replaceable spare sensor units
- Choice of flange options
- Compliance & standards: CE, RoHS
- Direct drop-in plug-compatible replacement for the DeviceNet versions of MKS / Granville-Phillips® Mini-Convectron® (GP275 Modules)

#### APPLICATIONS

- For vacuum pressure measurement

## PGE500 DeviceNet

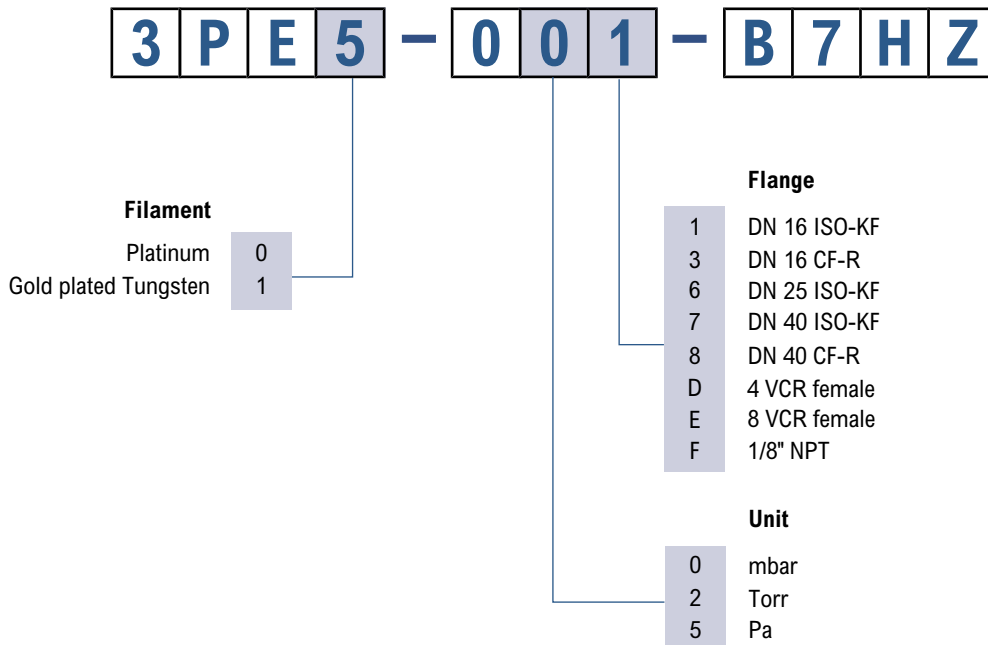
- General vacuum measurement and control from low to the high vacuum range

*\*Granville-Phillips® and Mini-Convectron® are registered trademarks of MKS Instruments, Andover, MA*



# PGE500 DeviceNet

## ORDERING INFORMATION



Replacement sensor	PGE500 DeviceNet
Gold plated Tungsten sensor	
DN 16 ISO-KF, W	352-550
DN 25 ISO-KF, W	352-551
DN 40 ISO-KF, W	352-552
DN 16 CF-R, W	352-553
DN 40 CF-R, W	352-554
4 VCR female, W	352-555
8 VCR female, W	352-556
1/8" NPT, W	352-557
Platinum sensor	
DN 16 ISO-KF, Pt	352-560
DN 25 ISO-KF, Pt	352-561
DN 40 ISO-KF, Pt	352-562
DN 16 CF-R, Pt	352-563
DN 40 CF-R, Pt	352-564
4 VCR female, Pt	352-565
8 VCR female, Pt	352-566
1/8" NPT, Pt	352-567

\*These spare sensors only fit on PGE500 DeviceNet version. Not on PGE500 analog / RS485 version.

# PGE500 DeviceNet

## SPECIFICATIONS

Type		PGE500 DeviceNet
Measurement range	mbar	$1.3 \times 10^{-4}$ ... 1333
	Torr	$1 \times 10^{-4}$ ... 1000
	Pa	$1.3 \times 10^{-2}$ ... 133000
Accuracy (N <sub>2</sub> ) <sup>1)</sup>		
1.3 × 10 <sup>-4</sup> ... 1.3 × 10 <sup>-3</sup> mbar		0.1 × 10 <sup>-3</sup> mbar resolution
1.3 × 10 <sup>-3</sup> ... 530 mbar	% of reading	±10
530 ... 1333 mbar	% of reading	±2.5
1 × 10 <sup>-4</sup> ... 1 × 10 <sup>-3</sup> Torr		0.1 mTorr resolution
1 × 10 <sup>-3</sup> ... 400 Torr	% of reading	±10
400 ... 1000 Torr	% of reading	±2.5
530 ... 1333 mbar		0.1 × 10 <sup>-1</sup> mbar resolution
1.3 × 10 <sup>-2</sup> ... 1.3 × 10 <sup>-1</sup> Pa	% of reading	±10
1.3 × 10 <sup>-1</sup> ... 53 kPa	% of reading	±2.5
53 ... 133 kPa		
Repeatability (N <sub>2</sub> ) <sup>1)</sup>	% of reading	±2
Admissible temperature		
Operation	°C	0 ... +40
Storage	°C	-40 ... +70
Bakeout ( electronics removed)	°C	≤150
Supply voltage	V (dc)	+12 ... +26 <sup>2)</sup>
Setpoint relay		2 (single-pole double-throw relays (SPDT)) 1 A at 30 V (dc) resistive, or V (ac) non-inductive
DeviceNet interface		
Device type		vacuum gauge / pressure gauge device
Adjustable parameters		setpoint, engineering units of measure, vacuum and atmosphere calibration
Messaging		polled I/O and explicit
Baud rates		125K, 250K or 500K (adjustable via rotary switch)
Electrical connection		D-Sub, 9-pin, male for setpoint relays and 5-pin Micro for power and DeviceNet interface
Mounting orientation		horizontal recommended <sup>3)</sup>
Materials exposed to vacuum		platinum, 304 & 316 stainless steel, glass, nickel, Teflon®
3PE4-0xx-B7HZ		gold plated tungston, 304 & 316 stainless steel, glass, nickel, Teflon®
3PE5-0xx-B7HZ		
Internal volume	cm <sup>3</sup> (in. <sup>3</sup> )	26 (1.589)
Internal surface area	cm <sup>2</sup> (in. <sup>2</sup> )	59.7 (9.25)
Weight	g (oz)	340 (12)

<sup>1)</sup> typically

<sup>2)</sup> 0.22 A, 2.4 W max protected against power reversal and transient over-voltages


<sup>3)</sup> orientation has no effect on measurements below 1.3 mbar (1 Torr)

# PGE500 DeviceNet

## DIMENSIONS

Dimension A	mm	(in)
DN 16 ISO-KF	29.5	(1.16)
DN 25 ISO-KF	29.5	(1.16)
DN 40 ISO-KF	29.5	(1.16)
DN 16 CF-R	34	(1.34)
DN 40 CF-R	34	(1.34)
4 VCR female	43.7	(1.72)
8 VCR female	40.9	(1.61)
1/8" NPT	21.8	(0.86)

mm (in.)



## PGE500 DeviceNet

## Pirani Gauge Enhanced

### PGE300

The INFICON Pirani Gauge Enhanced 300 (PGE300) like its bigger brother PGE500 is equipped with the latest digital convection enhanced Pirani technology available on the market. Equipped with the same sensor components as the PGE500, the PGE300 yields the same higher accuracy readings in the measurement range between 100 to 1000 mbar. The PGE300 offers only the critical built-in features that the majority of customers in the vacuum industry are looking for, minimizing costs and maximizing efficiency. This rugged gauge and sensor design, in combination with the factory build in clear readable LED display, 3 selectable analog output signals and a set point relay makes the PGE300 a high value/low cost of ownership choice not only for OEM customers, but all customers. These features qualify this gauge for many applications where an economical vacuum measurement from low to high vacuum range is required. With its wider measuring range and higher accuracy, especially at lower pressures in combination with the economically priced built in features the PGE300 also is the first choice when replacing thermocouple gauges in your vacuum system.



#### ADVANTAGES

- Convection Enhanced Pirani Technology for wide measurement range and higher accuracy near atmosphere
- All-in-One active gauge with built-in display, 1 set point and 3 selectable analog output signals
- Bright digital LED display features a user friendly for calibration and operation
- 3 optional analog output signals (user selectable)
- Factory pre-set analog output signal or selectable via user interface
- User programmable set point relay
- Gold plated tungsten filament, Platinum filament for enhanced corrosion resistance available on request
- Mechanical strength, highly robust and less susceptible to mechanical shock and vibration
- Choice of flange options
- Compliance & standards: CE, RoHS
- Direct drop in replaces most Granville-Phillips® Mini-Convectron® modules (GP275) and ideal device for upgrading your installed thermocouple gauges

#### APPLICATIONS

- For vacuum pressure measurement

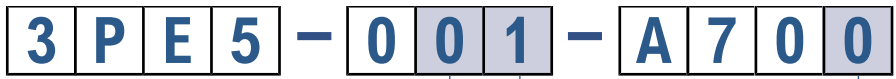
## PGE300

- General vacuum measurement and control from low to the high vacuum range

*\*Granville-Phillips® and Mini-Convectron® are registered trademarks of MKS Instruments, Andover, MA*

# PGE300

## ORDERING INFORMATION



**Unit**

mbar	0
Torr	1

**Flange**

DN 16 ISO-KF	1
DN 16 CF-R	3
DN 25 ISO-KF	6
DN 40 ISO-KF	7
DN 40 CF-R	8
4 VCR female	D
8 VCR female	E
1/8 in. NPT	F

**Output Signal Analog**

0	0.61 ... 10.23 V
2	0.375 ... 5.659 V
5	1 ... 8 V

Power supply for PGE300 & PGE500 <sup>1)</sup>		352-525
Input power:	V (ac)	100 ... 240
Output power:	V (dc)	+24 @ 2.5 A (60 W)
Cable length:	m (ft)	2 (6)

<sup>1)</sup> The IEC 60320 AC power entry receptacle allows use with any user supplied AC mains cord set available worldwide



# PGE300

## SPECIFICATIONS

Type	PGE300 Tungsten gold-plated	
Measurement range	mbar	$1.3 \times 10^{-4} \dots 1333$
	Torr	$1 \times 10^{-4} \dots 1000$
	Pa	$1.3 \times 10^{-2} \dots 133000$
Accuracy (N <sub>2</sub> ) <sup>1)</sup>		
1.3 × 10 <sup>-4</sup> ... 1.3 × 10 <sup>-3</sup> mbar		0.1 × 10 <sup>-3</sup> mbar resolution
1.3 × 10 <sup>-3</sup> ... 530 mbar	% of reading	±10
530 ... 1333 mbar	% of reading	±2.5
1 × 10 <sup>-4</sup> ... 1 × 10 <sup>-3</sup> Torr		0.1 mTorr resolution
1 × 10 <sup>-3</sup> ... 400 Torr	% of reading	±10
400 ... 1000 Torr	% of reading	±2.5
Repeatability (N <sub>2</sub> ) <sup>1)</sup>	% of reading	±2
Admissible Temperature		
Operation	°C	0 ... +40
Storage	°C	-40 ... +70
Bakeout	°C	≤70
Supply voltage	V (dc)	+12 ... +28) <sup>2)</sup>
Output signal (analog)		
3PE5-0xx-A700	V (dc)	0.61 ... 10.23 (log-linear)
3PE5-0xx-A702	V (dc)	0.375 ... 5.659 (non-linear S-curve)
3PE5-0xx-A705	V (dc)	1 ... 8 (log-linear)
Voltage vs. pressure		
3PE5-0xx-A700	V / Decade	1.286
3PE5-0xx / -A705	V / Decade	1
Setpoint relay		1 (single-pole double-throw relay (SPDT)) 1 A at 30 V (dc) resistive, or V (ac) non-inductive
Electrical connection		D-Sub, 9-pin, male
Mounting orientation		horizontal recommended <sup>3)</sup>
Materials exposed to vacuum	gold-	plated tungsten, 304 & 316 stainless steel, glass, nickel, Teflon®
Internal volume	cm <sup>3</sup> (in. <sup>3</sup> )	26 (1.589)
Internal surface area	cm <sup>2</sup> (in. <sup>2</sup> )	59.7 (9.25)
Weight	g (oz)	136 (4.8)

<sup>1)</sup> typically

<sup>2)</sup> 2 W protected against power reversal and transient over-voltages

<sup>3)</sup> orientation has no effect on measurements below 1.3 mbar (1 Torr)




# PGE300

## DIMENSIONS

Dimension A	mm	(in)
DN 16 ISO-KF	33	(1.3)
DN 25 ISO-KF	33	(1.3)
DN 40 ISO-KF	33	(1.3)
DN 16 CF-R	27.4	(1.08)
DN 40 CF-R	37.3	(1.47)
4 VCR female	47.2	(1.86)
8 VCR female	44.5	(1.75)
1/8" NPT	25.4	(1)

mm (in.)



## PGE300

## Pirani Capacitance Diaphragm Gauge

# PCG550, PCG552, PCG554

The INFICON Pirani Capacitance Diaphragm Gauge (PCG55x) combines the INFICON Pirani technology with the advantages of a ceramic capacitance diaphragm sensor in a single product.

In the measurement range between 10 mbar and atmosphere the capacitance diaphragm technology provides gas-type independent, highly accurate values for reliable pressure measurement. The PCG55x offers also a variety of features which allows the right product configuration for the demanded application.



### ADVANTAGES

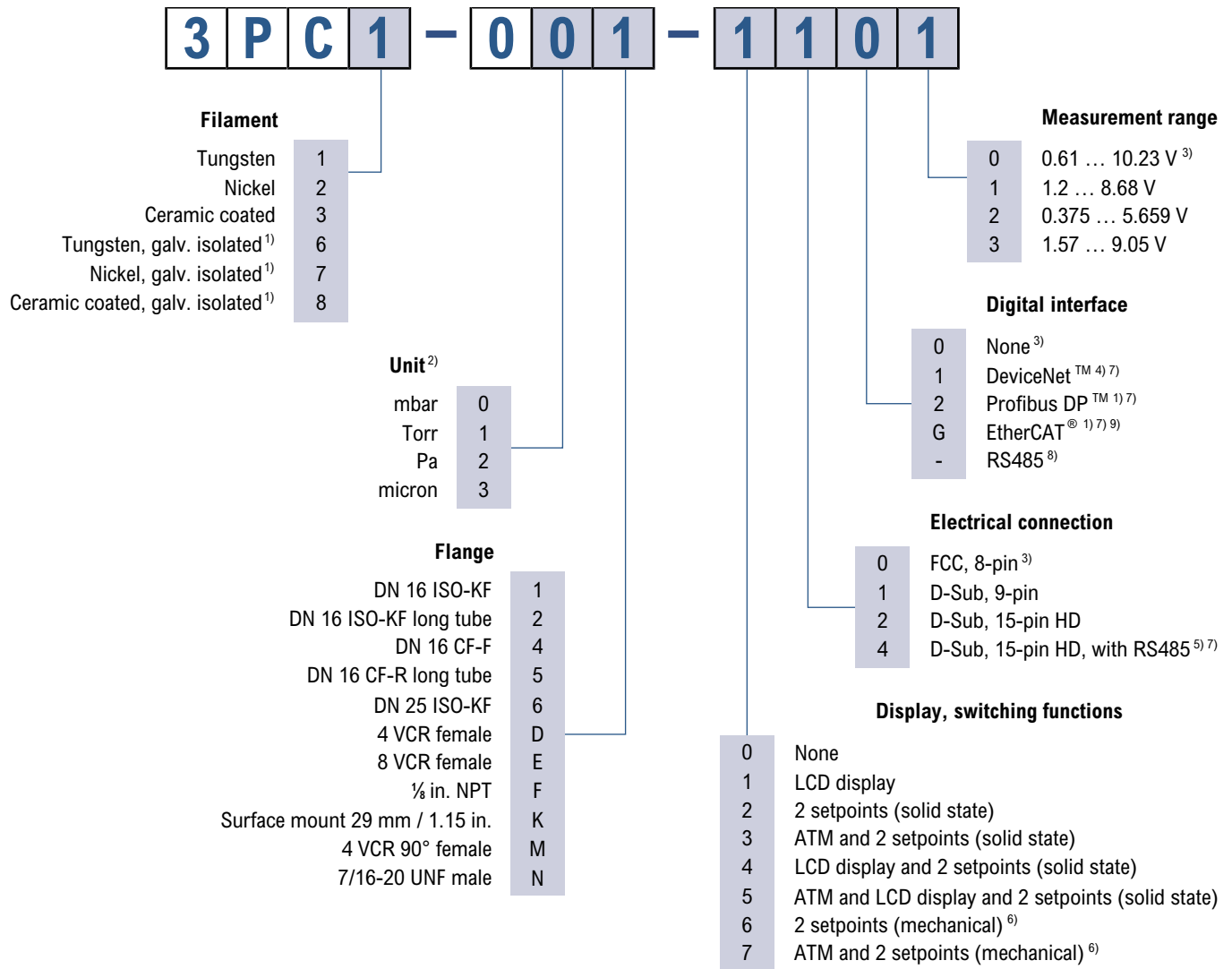
- Gas-type independent above 10 mbar – allows safe venting with any gas mixture
- High accuracy and reproducibility at atmosphere – for reliable atmospheric pressure detection
- Fast atmospheric detection – eliminates waiting time and shortens process cycle
- Measuring performance independent of mounting orientation for maximum engineering freedom in tool design
- Available with tungsten (PCG550) or nickel (PCG552) filament or with a fully ceramic coated (PCG554) sensor unit for highly corrosive applications
- Easy to exchange plug and play sensor element with on-board calibration data – guarantees high reproducibility and low cost of ownership
- Selectable output signal for easy integration
- Optional atmospheric switch, display and digital interfaces e.g. EtherCAT®, DeviceNet™ etc.
- Latest EtherCAT® protocol generation 2.0
- Diagnostic port on all versions
- Compliance and standards: CE, EN, UL, CSA, RoHS

### APPLICATIONS

- Load lock control
- For vacuum pressure measurement
- Safety circuits in vacuum systems
- General vacuum measurement and control in the medium and rough vacuum range

# PCG550, PCG552, PCG554

## ORDERING INFORMATION



- 1) Only with D-Sub 9-pin connector available
- 2) When selecting LCD (liquid crystal display) choose desired pressure unit
- 3) Choose these settings when using the INFICON VGC40x/PGD controllers or if selecting "4" under electrical connections
- 4) Only with D-Sub 9-pin connector and galvanically isolated available
- 5) Only without additional digital interface available
- 6) Only with D-Sub 9-pin connector without LCD display available
- 7) Fieldbus options only available together with switching functions (select number "2", "3", "4", or "5" from table "Display, switching functions")
- 8) Just selectable via number "4" from table "Electrical connection"
- 9) EtherCAT protocol generation 2.0; protocol generation 1.0 still available on request

## PCG550, PCG552, PCG554

Spare parts	PCG550 Tungsten	PCG552 Nickel	PCG554 Ceramic coated
DN 16 ISO-KF	357-925	357-936	357-947
DN 16 ISO-KF long tube	357-926	357-937	357-948
DN 16 CF-F	357-927	357-938	357-949
DN 16 CF-R long tube	357-928	357-939	357-950
DN 25 ISO-KF	357-929	357-940	357-951
4 VCR female	357-932	357-943	357-954
8 VCR female	357-931	357-942	357-953
1/8 in. NPT	357-930	357-941	357-952
Surface mount 29 mm (1.15 in.)	357-934	357-945	357-956
4 VCR 90° female	357-935	357-946	357-957
7/16-20 UNF male	357-933	357-944	357-955

Accessories	Part no.
Centering ring with filter (DN 16 ISO-KF)	211-097
Diagnostic: Communication adapter (2 m) for PC RS232C serial port <sup>1)</sup>	303-333

<sup>1)</sup> Diagnostic SW available upon request

# PCG550, PCG552, PCG554

SPECIFICATIONS				
Type		PCG550 Tungsten	PCG552 Nickel	PCG554 Ceramic coated
Measurement range	mbar (Torr)	5 × 10 <sup>-5</sup> ... 1500 (3.8 × 10 <sup>-5</sup> ... 1125)		
Accuracy				
5 × 10 <sup>-4</sup> ... 1 × 10 <sup>-3</sup> mbar (N <sub>2</sub> )	% of reading		±50	
1 × 10 <sup>-3</sup> ... 100 mbar (N <sub>2</sub> )	% of reading		±15	
100 ... 950 mbar	% of reading		±5	
950 ... 1050 mbar	% of reading		±2.5	
Repeatability				
1 × 10 <sup>-3</sup> ... 1100 mbar (N <sub>2</sub> )	% of reading		±2	
Admissible pressure	bar (absolute)		≤5	
Pressure, max.	bar (absolute)		10	
Admissible temperature				
Operation (ambient)	°C		+10 ... +50	
Storage	°C		-20 ... +65	
Bakeout at flange	°C		≤80	
Long tube	°C		≤250	
Supply voltage	V / A (dc)		+15 ... +30	
Power consumption				
Without fieldbus	W		≤2.5	
DeviceNet™	W		≤3	
Profibus DP	W		≤3	
EtherCAT®	W		≤4.5	
Output signal analog				
3PCx-0xx-xxx0	V		0 ... +10.23	
3PCx-0xx-xxx1	V		0 ... +8.68	
3PCx-0xx-xxx2	V		0 ... +5.659	
3PCx-0xx-xxx3	V		0 ... +9.05	
Measuring range				
3PCx-0xx-xxx0	V		+0.61 ... +10.23	
3PCx-0xx-xxx1	V		+1.2 ... +8.68	
3PCx-0xx-xxx2	V		+0.375 ... +5.659	
3PCx-0xx-xxx3	V		+1.57 ... +9.05	
Voltage vs. pressure				
3PCx-0xx-xxx0	V / Decade		1.286	
3PCx-0xx-xxx1	V / Decade		1	
3PCx-0xx-xxx2	V / Decade		1	
3PCx-0xx-xxx3	V / Decade		1	
Load impedance	kΩ		>10	
Setpoint relay			2	
Range (N <sup>2</sup> )	mbar		5 × 10 <sup>-5</sup> ... 1500	
Relay contact			NO, potential free	
Hysteresis	% of threshold		10	
Contact rating				
Solid state relays	V / A (dc)		≤30 / ≤0.3	
Mechanical relays	V / A (dc)		≤30 / ≤1	
Switching time	ms		≤30	
Interface (digital)			RS232C	
Electrical connection				
3PCx-0xx-x0xx			FCC, 8-pin	
3PCx-0xx-x1xx			D-sub, 9-pin, male	
3PCx-0xx-x2xx			D-sub, 15-pin HD, male	
3PCx-0xx-x4xx			D-sub, 15-pin HD with RS485, male	

# PCG550, PCG552, PCG554

Type		PCG550 Tungsten	PCG552 Nickel	PCG554 Ceramic coated
Cable length	m (ft.)		≤100 (≤330)	
RS232C operation	m (ft.)		≤30 (≤100)	
Materials exposed to vacuum		W, Ni, NiFe, Al <sub>2</sub> O <sub>3</sub> , SnAg, stainless steel, glass	Ni, NiFe, Al <sub>2</sub> O <sub>3</sub> , SnAg, stainless steel, glass	Al <sub>2</sub> O <sub>3</sub> , stainless steel
Internal volume				
DN 16 ISO-KF	cm <sup>3</sup>		4.7	
DN 16 ISO-KF long tube	cm <sup>3</sup>		14.5	
DN 16 CF-F	cm <sup>3</sup>		8	
DN 16 CF-R long tube	cm <sup>3</sup>		14	
DN 25 ISO-KF, 4 VCR	cm <sup>3</sup>		5.5	
8 VCR	cm <sup>3</sup>		7	
1/8 in. NPT, 7/16-20 UNF	cm <sup>3</sup>		5.2	
Surface mount 29 mm (1.15 in.)	cm <sup>3</sup>		4.9	
4 VCR 90°			7.9	
Weight				
Without fieldbus interface	g		115 ... 130	
With fieldbus interface	g		230 ... 250	
Degree of protection			IP 40	
Standards		EN 61000-6-2/-6-3, EN 61010, UL 61010-1, CSA 22.2 No. 61010-1		

## SPECIFICATIONS DIGITAL INTERFACES

DeviceNet™				
Protocol		DeviceNet™, group 2 slave only		
Data rate switch	kBaud	125, 250, 500 or network programmable		
Cable length				
125 kbps	m (ft.)	500 (1650)		
250 kbps	m (ft.)	250 (825)		
500 kbps	m (ft.)	100 (330)		
MAC ID		Two switches (address 00 – 63) or network programmable		
Digital functions		Read pressure, select units: Torr, mbar, Pa Degas function, Pirani full scale adjust Monitor gauge status Safe state allows definition of behavior in case of error Detailed alarm and warning information		
Analog functions		0 ... 10 V analog output pressure indication two setpoint relays A + B		
Visual communication indicators		LED network status (green / red) LED module status (green / red)		
Specification		DeviceNet™ "Vacuum Gauge Device Profile"		
Device type		"CG" for combination gauge		
I / O slave messaging		Polling only		
Setpoint relays		2		
Range	mbar	1 × 10 <sup>-9</sup> ... 100		
Relay contact		NO, potential free		
Hysteresis	% of reading	10		
Contact rating	V / A (dc)	60 / 0.5		
Supply voltage for DeviceNet™	V / A (dc)	+11 - +25 / 0.5		
Supply voltage for gauge	V / A (dc)	+20 - +28 / 0.8		
Connector for DeviceNet™		Microstyle, 5-pin		
Connector for Gauges (analog output, supply voltage, setpoints)		D-Sub, 15-pin, male		

# PCG550, PCG552, PCG554

EtherCAT®		
Protocol	EtherCAT®, firmware generation 2.0	
Communication standards	Semiconductor Device Profile ETG.5003 Part 1 Common Device Profile ETG.5003 Part 2080 "Specific Device Profile - Vacuum Pressure Gauge"	
Process Data	Fixed PDO mapping and configurable PDO mapping	
EtherCAT connector	RJ45, 8-pin (socket), IN and OUT	
Cable	Shielded Ethernet CAT5e or higher	
Cable length	m (ft.)	≤100 (330)
Data rate	Kbps	100000

Profibus DP		
Baud rates	kBaud	9.6 / 19.2 / 93.75 / 187.5 / 500
	MBaud	1.5 / 12
Address	Two switches (address 00 - 127) or network programmable	
Digital functions	Read pressure, select units: Torr, mbar, Pa Degas function, Pirani full scale adjust Monitor gauge status, filament status Safe state allows definition of behavior in case of error Detailed alarm and warning information	
Analog functions	0 ... 10 V analog output pressure indication two setpoint relays A + B	
Setpoint relays	2	
Range	mbar	$1 \times 10^{-9}$ ... 100
Relay contact	NO, potential free	
Hysteresis	% of reading	10
Contact rating	V / A (dc)	≤30 / ≤0.5
Connector for Profibus DP	D-Sub, 9-pin, female	
Connector for BPG (analog output, supply voltage, setpoints)	D-Sub, 15-pin, male	

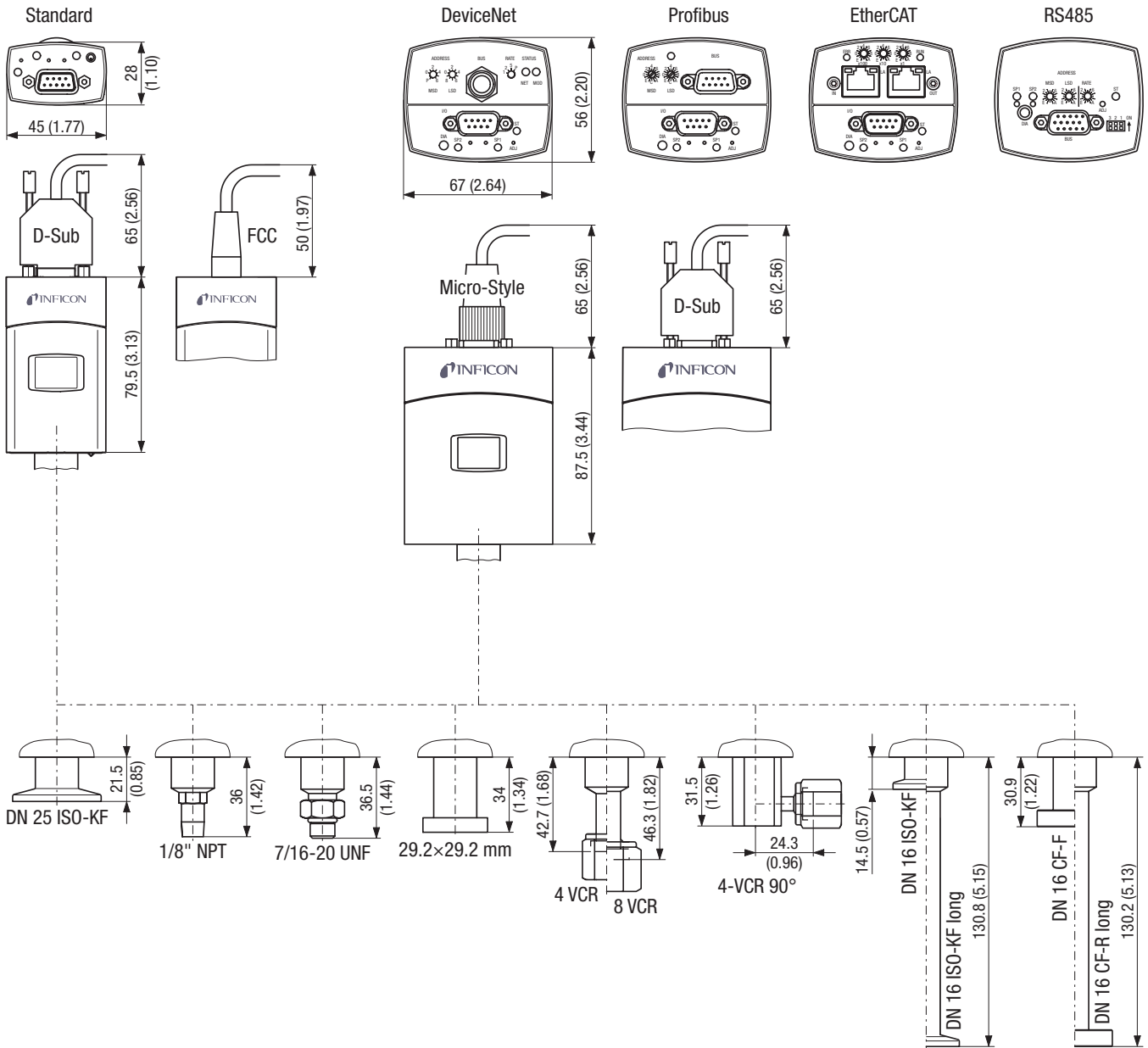
RS485C		
Baud rates	kBaud	9.6 / 19.2 / 38.4 / 57.6
Address	Two switches (address 00 – 255)	
Digital functions	Read pressure, select units: Torr, mbar, Pa, micron, counts monitor gauge status, detailed alarm and warning information, safe state allows definition of behavior in case of error	
Connector for RS485	D-Sub, 15-pin HD, male	



# PCG550, PCG552, PCG554

## DIMENSIONS

mm (in.)



## PCG550, PCG552, PCG554

## Bayard-Alpert Hot Ion Gauge

### BAG302

The INFICON single Bayard-Alpert Hot Ion Gauge BAG302 covers a wide measurement range from  $1.3 \times 10^{-9}$  mbar to  $6.7 \times 10^{-2}$  mbar ( $1 \times 10^{-9}$  Torr to  $5 \times 10^{-2}$  Torr). The compact All in one Hot Ion gauge BAG302 offers an easy to exchange dual filament sensor, a built in OLED display, set-point relay and a long-linear analog output as well as an integrated RS485 digital interface for increased integration flexibility.

These features combined with the rugged design makes the BAG302 an affordable and repeatable process to base pressure measurement instrument of its own and provides a high value/low cost of ownership choice. The BAG302 is considered as OEM gauge and direct connection to customers PLC. It is not supported by VGC50x controller series.



#### ADVANTAGES

- Wide measurement range from  $1.3 \times 10^{-9}$  mbar to  $6.7 \times 10^{-2}$  mbar ( $1 \times 10^{-9}$  Torr to  $5 \times 10^{-2}$  Torr)
- Two long-life yttrium oxide coated iridium filaments
- Tungsten filaments on special order
- All-in-One active gauge with built-in display, set-point, analog output and standard integrated RS485 digital interface
- Bright digital OLED display with keypad for simple setup, operation and programming
- User programmable set point relay
- User programmable display units in mbar, Torr or Pa
- User selectable Auto-ranging of emission current
- Mechanical strength and ruggedness
- Choice of various flange options
- Easy to exchange sensing element
- Compliance & standards: CE, RoHS
- Direct drop in replaces Granville-Phillips® 354 and 355 Micro-Ion® Module - identical control functions including software commands (RS485)

#### APPLICATIONS

- Pressure measurement in semiconductor process and transfer chambers
- Industrial coating
- General vacuum measurement and control in the low to ultra high vacuum range

# BAG302

## ORDERING INFORMATION

Type Sensor <sup>1)</sup>	BAG302 (OLED, SP, analog output, RS485)
DN 16 ISO-KF	352-050
DN 25 ISO-KF	352-051
DN 40 ISO-KF	352-052
DN 16 CF-R	352-053
DN 16 CF-R	352-054
3/4" tube	352-055
8 VCR female	352-056

<sup>1)</sup> Yt<sub>2</sub>O<sub>3</sub> coated iridium filaments

Replacement Sensor <sup>1)</sup>	BAG302
DN 16 ISO-KF	352-060
DN 25 ISO-KF	352-061
DN 40 ISO-KF	352-062
DN 16 CF-R	352-063
DN 16 CF-R	352-064
3/4" tube	352-065
8 VCR female	352-066

<sup>1)</sup> Yt<sub>2</sub>O<sub>3</sub> coated iridium filaments

Accessories	BAG302
Power supply for BAG302 <sup>1)</sup>	352-075

Input power: 100 ... 240 V (ac)  
 Output power: +24 V (ac) @2.5A (60W)  
 Cable length: 2 (6) m (ft.)

<sup>1)</sup> The IEC 60320 AC power entry receptacle allows use with any user supplied AC mains cord set available worldwide



# BAG302

## SPECIFICATIONS

Type	BAG302	
Measurement range	mbar	$1.3 \times 10^{-9} \dots 6.7 \times 10^{-2}$
	Torr	$1 \times 10^{-9} \dots 5 \times 10^{-2}$
	Pa	$1.3 \times 10^{-7} \dots 6.7$
Accuracy (N <sub>2</sub> ) <sup>1)</sup>		
$1.3 \times 10^{-8} \dots 6.7 \times 10^{-2}$ mbar	% of reading	±15
$1 \times 10^{-8} \dots 5 \times 10^{-2}$ Torr	% of reading	±15
Repeatability <sup>1)</sup>	% of reading	±5
Degas <sup>2)</sup>		
$p < 6.7 \times 10^{-5}$	mbar	electron bombardment, 2 min (default)
$p < 5.00 \times 10^{-5}$	Torr	(programmable between 2 ... 10 min)
Temperature		
Operation (ambient)	°C	0 ... +40
Storage	°C	-40 ... +70
Bakeout at flange (sensor only, electronics removed)	°C	200
Supply voltage	V (dc)	+20 ... +28 <sup>3)</sup>
Output signal analog	V	0 ... +9 (log linear)
Voltage vs. pressure	V / Decade	1
Set point relay		1 (single-pole double-throw relay (SPDT)) 1 A at 30 V (dc) resistive, or V (ac) non-inductive
Digital functions		degas, filament on/off and emission control
Interface (digital)		RS485
Emission control		Manual
Filament		Two Yt <sub>2</sub> O <sub>3</sub> coated Ir
Filament status		display / digital output
Electrical connection		D-Sub, 9-pin, male for analog D-Sub, 9-pin, female for RS485
Materials exposed to vacuum		Yt <sub>2</sub> O <sub>3</sub> , Ir, W, Ta, stainless steel, glass, Ni
Mounting orientation		any
Internal volume	cm <sup>3</sup> (in. <sup>3</sup> )	16.4 (1.0)
Weight KF / CF	g (lb)	270 (0.6)

<sup>1)</sup> typically


<sup>2)</sup> Reduced accuracy during degas

<sup>3)</sup> 30 W protected against power reversal and transient over-voltages

# BAG302

## DIMENSIONS

Dimension A	mm	(in)
DN 16 ISO-KF	37	(1.45)
DN 25 ISO-KF	37	(1.45)
DN 40 ISO-KF	37	(1.45)
DN 16 CF-R	47	(1.85)
DN 40 CF-R	33	(1.7)
8 VCR female	65	(2.58)
3/4" tube	55	(2.16)



## Bayard-Alpert Hot Ion Gauge

### BAG402

The INFICON single Bayard-Alpert Hot Ion Gauge BAG402 covers a wide measurement range from  $5 \times 10^{-10}$  mbar to  $2.7 \times 10^{-2}$  mbar ( $3.75 \times 10^{-10}$  Torr to  $2 \times 10^{-2}$  Torr). Choose the INFICON BAG402 for affordable and repeatable process to base pressure measurements in a compact active gauge package. The unique, supported dual filaments offer superior accuracy, longterm stability and longevity. The BAG402 is considered as OEM gauge and direct connection to customers PLC. It is not supported by VGC50x controller series.

#### ADVANTAGES

- Measurement range from  $5 \times 10^{-10}$  mbar to  $2.7 \times 10^{-2}$  mbar ( $3.75 \times 10^{-10}$  Torr to  $2 \times 10^{-2}$  Torr)
- Excellent repeatability in the process pressure range from  $10^{-8}$  ...  $10^{-2}$  mbar of  $\pm 5\%$
- Two long-life yttrium oxide coated iridium filaments
- Emission current selection reduces control complexity
- Easy to exchange sensing element with on-board calibration data guarantees high reproducibility
- RoHS compliance

#### APPLICATIONS

- Pressure measurement in semiconductor process and transfer chambers
- Industrial coating
- General vacuum measurement and control in the low to ultra high vacuum range



# BAG402


## ORDERING INFORMATION

Sensor Type	BAG402
DN 25 ISO-KF	353-600
DN 40 CF-R	353-601

Replacement Sensor	BAG402
DN 25 ISO-KF	354-484
DN 40 CF-R	354-485

Accessories	
Baffle	353-512
Centering ring with baffle DN 25 ISO-KF	211-113

Baffle: Prevents contamination of the sensor, fast and easy installation.





# BAG402

## SPECIFICATIONS

Type	BAG402	
Measurement range (air, O <sub>2</sub> , CO, N <sub>2</sub> )	mbar (Torr)	$5 \times 10^{-10} \dots 2.7 \times 10^{-2}$ ( $3.75 \times 10^{-10} \dots 2 \times 10^{-2}$ )
Accuracy 10 <sup>-8</sup> ... 10 <sup>-2</sup> mbar	% of reading	±15
Repeatability 10 <sup>-8</sup> ... 10 <sup>-2</sup> mbar	% of reading	5
Degas <sup>1)</sup> p < 7.2 × 10 <sup>-6</sup>	mbar	Electron bombardment, max. 3 min
Pressure, max. bar	bar (absolute)	2
Temperature		
Operation (ambient)	°C	0 ... +50
Storage	°C	-20 - +70
Bakeout at flange without electronics	°C	80
Supply voltage	V / A (dc)	+20 - +28 / ≤ 0.8
Output signal analog	V	0 - +10.5
Measurement range	V	0.57 ... 8.31
Voltage vs. pressure (logarithmic)	V / Decade	1
Error signal	V	>10
Load impedance, min.	kΩ	10
Interface (digital)	Diagnostic port connection, RS232C, Jack connector. 2.5 m, 3-pin	
Emission control	Manual via interface	
Filament	Two Yt <sub>2</sub> O <sub>3</sub> coated Ir	
Filament status	LED	
Electrical connection	D-Sub, 9-pin, male	
Cable length, max.	m (ft)	100 (330)
Materials exposed to vacuum	Yt <sub>2</sub> O <sub>3</sub> , Ir, Pt, Mo, W, NiFe, NiCr, stainless steel, glass	
Internal volume KF / CF	cm <sup>3</sup> (in. <sup>3</sup> )	24 (1.46) / 34 (2.1)
Weight KF / CF	g	450 / 710
Degree of protection	IP30	

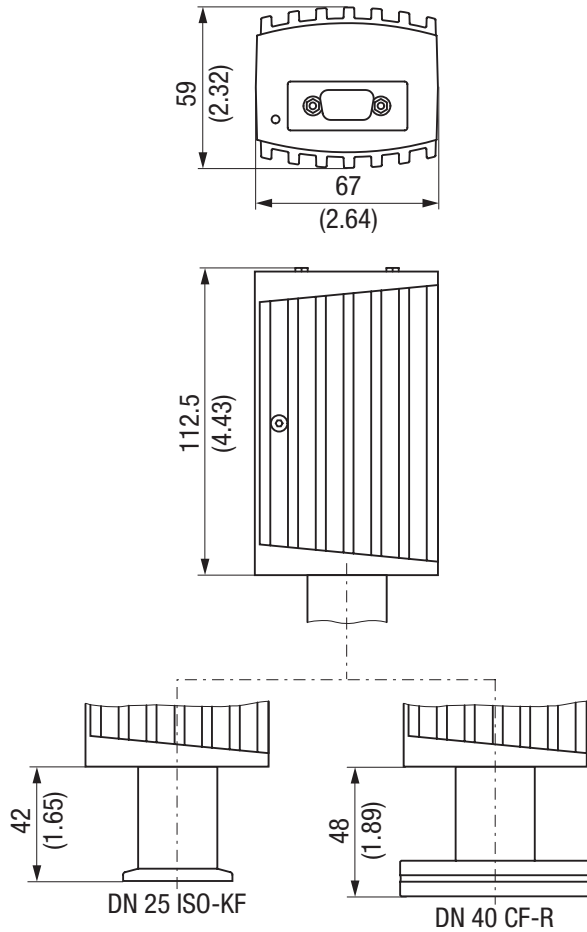
<sup>1)</sup> Reduced accuracy during degas

# BAG402

## DIMENSIONS

mm (in.)

**BAG402**  
(D-Sub, 9-pin)



## Bayard-Alpert Pirani Gauge

### BPG400

The INFICON Bayard-Alpert Pirani Combination Gauge, BPG400, functions as two gauges in a single compact unit measuring from  $5 \times 10^{-10}$  mbar to atmosphere ( $3.8 \times 10^{-10}$  Torr to atmosphere). Combining technologies reduces the complexity of installation, setup, and integration. Choose the BPG400 for affordable and repeatable process to base pressure measurements in one economic package.

#### ADVANTAGES

- Extremely wide measurement range from  $5 \times 10^{-10}$  mbar to atmosphere ( $3.8 \times 10^{-10}$  Torr to atmosphere)
- Excellent repeatability in the process pressure range from  $10^{-8}$  ...  $10^{-2}$  mbar of 5%
- The Pirani interlock protects the Bayard-Alpert system from premature filament burnout and excess contamination from high pressure operation
- Long-life yttrium oxide coated iridium filament
- Optional graphic display and Fieldbus interfaces available
- Automatic high vacuum Pirani adjustment reduces operator interventions
- RoHS compliance

#### APPLICATIONS

- Pressure measurement in semiconductor process and transfer chambers
- Industrial coating
- General vacuum measurement and control in the low to ultra high vacuum range



# BPG400

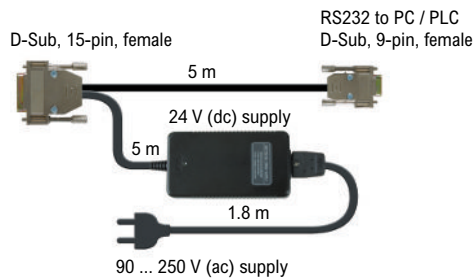
## ORDERING INFORMATION

Type Sensor	BPG400 without LCD	BPG400 with LCD	BPG400 with Profibus DP	BPG400 with DeviceNet™
DN 25 ISO-KF	353-500	353-501	353-505	353-507
DN 40 CF-R	353-502	535-503	353-506	353-508

Replacement Sensor	BPG400 without LCD	BPG400 with LCD	BPG400 with Profibus DP	BPG400 with DeviceNet™
DN 25 ISO-KF	354-490	354-490	354-490	354-490
DN 40 CF-R	354-491	354-491	354-491	354-491

Accessories	Part no.
Power supply 24 V (dc) / RS232C line	353-511
Bakeout extension, 100 mm (3.94 in.)	353-510
Baffle	353-512
Centering ring with baffle DN 25 ISO-KF	211-113

### Power supply 24 V (dc) / RS232C line



### Bakeout extension:

Allows measurement at flange temperatures up to 150°C.  
Easy installation into the vacuum connection - no tools required.



### Baffle:

Prevents contamination of the sensor.  
Fast and easy installation.



# BPG400

## SPECIFICATIONS

		BPG400 Standard	BPG400 Display
Measurement range (air, O <sub>2</sub> , CO, N <sub>2</sub> )	mbar (Torr)	5 × 10 <sup>-10</sup> ... 1000 (3.8 × 10 <sup>-10</sup> ... 750)	
Accuracy 10 <sup>-8</sup> ... 10 <sup>-2</sup> mbar	% of reading	±15	
Repeatability 10 <sup>-8</sup> ... 10 <sup>-2</sup> mbar	% of reading	5	
Degas <sup>1)</sup> p < 7.2 × 10 <sup>-6</sup>	mbar	Electron bombardment, max. 3 min	
Pressure, max.	bar (absolute)	2	
Temperature			
Operation (ambient)	°C	0 ... +50	
Storage	°C	-20 ... +70	
Bakeout			
At flange with extension	°C	150	
At flange without extension	°C	80	
Electronics removed	°C	150	
Supply voltage	V / A (dc)	+20 ... +28 / 0.8	
Output signal analog	V	0 ... +10	
Measurement range	V	+0.774 ... +10	
Voltage vs. pressure	V / Decade	0.75	
Error signal	V	0.3 / 0.5	
Load impedance, min.	kΩ	10	
Interface (digital) <sup>2)</sup>		RS232C	
Electrical connection		D-Sub, 15-pin, male	
Cable length, max. <sup>3)</sup>	m (ft.)	100 (330)	
Materials exposed to vacuum		Yt <sub>2</sub> O <sub>3</sub> , Ir, Pt, Mo, Cu, W, NiFe, NiCr, stainless steel, glass	
Internal volume KF / CF	cm <sup>3</sup> (in. <sup>3</sup> )	24 (1.46) / 34 (2.1)	
Weight KF / CF	g	285 / 550	
Degree of protection		IP30	

<sup>1)</sup> Reduced accuracy during degas

<sup>2)</sup> Simultaneous use of RS232C or VGC40x and VGC50x series controllers and Fieldbus is not allowed

<sup>3)</sup> For RS232C operation <30 m

## SPECIFICATIONS DIGITAL INTERFACES

### DeviceNet™

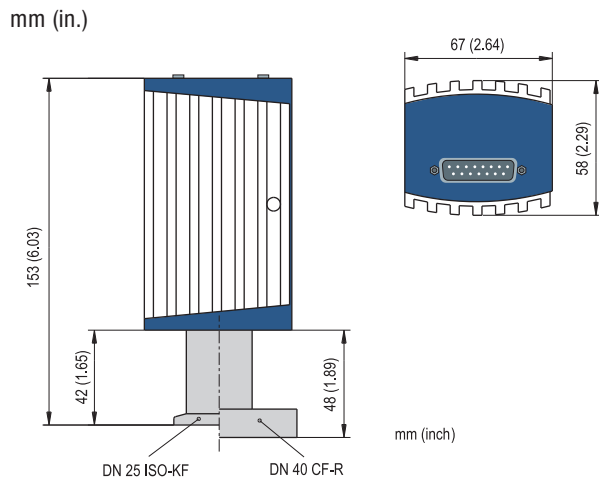
Protocol		DeviceNet™, group 2 slave only
Data rate switch	kBaud	125, 250, 500 or network programmable
Cable length		
125 kbps	m (ft.)	500 (1650)
250 kbps	m (ft.)	250 (825)
500 kbps	m (ft.)	100 (330)
MAC ID		Two switches (address 00 – 63) or network programmable
Digital functions		
		Read pressure, select units: Torr, mbar, Pa
		Degas function, Pirani full scale adjust
		Monitor gauge status
		Safe state allows definition of behavior in case of error
		Detailed alarm and warning information
Analog functions		
		0 ... 10 V analog output pressure indication
		two setpoint relays A + B
Visual communication indicators		
		LED network status (green / red)
		LED module status (green / red)
Specification		DeviceNet™ "Vacuum Gauge Device Profile"
Device type		"CG" for combination gauge
I / O slave messaging		Polling only

# BPG400

DeviceNet™		
Setpoint relays		2
Range	mbar	$1 \times 10^{-9} \dots 100$
Relay contact		NO, potential free
Hysteresis	% of reading	10
Contact rating	V / A (dc)	60 / 0.5
Supply voltage for DeviceNet™	V / A (dc)	+11 - +25 / 0.5
Supply voltage for gauge	V / A (dc)	+20 - +28 / 0.8
Connector for DeviceNet™		Microstyle, 5-pin
Connector for Gauges (analog output, supply voltage, setpoints)		D-Sub, 15-pin, male

Profibus DP		
Baud rates	kBaud	9.6 / 19.2 / 93.75 / 187.5 / 500
	MBaud	1.5 / 12
Address		Two switches (address 00 - 127) or network programmable
Digital functions		Read pressure, select units: Torr, mbar, Pa Degas function, Pirani full scale adjust Monitor gauge status, filament status Safe state allows definition of behavior in case of error Detailed alarm and warning information
Analog functions		0 ... 10 V analog output pressure indication two setpoint relays A + B
Setpoint relays		2
Range	mbar	$1 \times 10^{-9} \dots 100$
Relay contact		NO, potential free
Hysteresis	% of reading	10
Contact rating	V / A (dc)	$\leq 30 / \leq 0.5$
Connector for Profibus DP		D-Sub, 9-pin, female
Connector for BPG (analog output, supply voltage, setpoints)		D-Sub, 15-pin, male

## DIMENSIONS



## Bayard-Alpert Pirani Gauge

### BPG402-S

The INFICON Bayard-Alpert Pirani Combination Gauge, BPG402-S, functions as two gauges in a single compact unit measuring from  $5 \times 10^{-10}$  mbar to atmosphere ( $3.8 \times 10^{-10}$  Torr to atmosphere). Combining technologies reduces the complexity of installation, setup, and integration. Choose the BPG402-S with two yttrium oxide coated iridium filaments for affordable and repeatable process to base pressure measurements in one economical package. Sensing elements with on-board calibration data guarantees high reproducibility when exchanging sensors.

#### ADVANTAGES

- Extremely wide measurement range from  $5 \times 10^{-10}$  mbar to atmosphere ( $3.8 \times 10^{-10}$  Torr to atmosphere)
- Excellent repeatability in the process pressure range from  $10^{-8}$  ...  $10^{-2}$  mbar of 5%
- Pirani interlock protects the filament from premature burnout
- Two long-life yttrium oxide coated iridium filaments
- Optional graphic display and Fieldbus interfaces available, e.g. EtherCAT, DeviceNet, etc.
- Latest EtherCAT protocol generation 2.0
- Automatic high vacuum Pirani adjustment reduces operator interventions
- Easy to exchange sensing element with on-board calibration data guarantees high reproducibility
- RoHS compliance

#### APPLICATIONS

- Pressure measurement in semiconductor process and transfer chambers
- Industrial coating
- General vacuum measurement and control in the low to ultra high vacuum range



# BPG402-S

## ORDERING INFORMATION

Type	BPG402-S w/o display	BPG402-S with display	BPG402-SL with long tube w/o display	BPG402-SP with Profibus DP <sup>1)</sup>	BPG402-SD with DeviceNet™ <sup>1)</sup>	BPG402-SE with EtherCAT® <sup>2) 1)</sup>
DN 25 ISO-KF	353-570	353-572	-	353-574	353-576	353-596
DN 40 CF-R	353-571	353-573	353-578	353-575	353-577	353-597

<sup>1)</sup> Communication standard ETG.5 == 3.2080 S (R) V1.3.0; old version V1.0.0 still available on request

<sup>2)</sup> not available with LCD


Spare Parts	BPG402-S	BPG402-S	BPG402-SL	BPG402-SP	BPG402-SD	BPG402-SE
Replacement sensor DN 25 ISO-KF	354-494	354-494	-	354-494	354-494	354-494
Replacement sensor DN 40 CF-R	354-495	354-495	354-496	354-495	354-495	354-495

Accessories	Part no.
Power supply 24 V (dc) / RS232C line	353-511
Baffle	353-512
Centering ring with baffle DN 25 ISO-KF	211-113

### Power supply 24 V (dc) / RS232C line


D-Sub, 15-pin, female

RS232 to PC / PLC  
D-Sub, 9-pin, female



### Baffle:

Prevents contamination of the sensor.  
Easy installation into the vacuum connection - no tools required.





# BPG402-S

## SPECIFICATIONS

		BPG402-S / -SL Standard	BPG402-S Display
Measurement range (air, O <sub>2</sub> , CO, N <sub>2</sub> )	mbar (Torr)	5 × 10 <sup>-10</sup> ... 1000	(3.8 × 10 <sup>-10</sup> ... 750)
Accuracy 10 <sup>-8</sup> ... 10 <sup>-2</sup> mbar	% of reading		±15
Repeatability 10 <sup>-8</sup> ... 10 <sup>-2</sup> mbar	% of reading		5
Degas <sup>1)</sup> p < 7.2 × 10 <sup>-6</sup>	mbar	Electron bombardment, max. 3 min	
Pressure, max.	bar (absolute)	2	
Temperature			
Operation (ambient)	°C	0 - +50	
Storage	°C	-20 - +70	
Bakeout at flange without electronics			
BPG402-S	°C	80	
BPG402-SL	°C	150	
Supply voltage	V / A (dc)	+20 - +28 / ≤0.8	
Output signal analog	V	0 - +10	
Measurement range	V	+0.774 - +10	
Voltage vs. pressure	V / Decade	0.75	
Error signal	V	0.1 / 0.3 / 0.5	
Load impedance, min.	kΩ	10	
Set point relay		1	
Range	mbar	1 × 10 <sup>-9</sup> ... 100	
Relay contact		NO, potential free	
Hysteresis	% of reading	10	
Contact rating	V / A (dc)	≤30 / ≤0.5	
Digital functions		Degas	
Interface (digital) <sup>2)</sup>		RS232C	
Emission control		Automatic / manual via interface	
Filament		Two Yt <sub>2</sub> O <sub>3</sub> coated Ir	
Filament status		LED / digital output	
Electrical connection		D-Sub, 15 pin, male	
Cable length, max. <sup>3)</sup>	m (ft.)	100 (330)	
Materials exposed to vacuum		Yt <sub>2</sub> O <sub>3</sub> , Ir, Pt, Mo, Cu, W, NiFe, NiCr, stainless steel, glass	
Internal volume KF / CF	cm <sup>3</sup> (in. <sup>3</sup> )	24 (1.46) / 34 (2.1)	
Weight KF / CF	g	450 / 710	
Degree of protection		IP30	

<sup>1)</sup> Reduced accuracy during degas

<sup>2)</sup> Simultaneous use of RS232C or VGC40x and VGC50x series controllers and Fieldbus is not allowed

<sup>3)</sup> For RS232C operation <30 m

## SPECIFICATIONS DIGITAL INTERFACES

### DeviceNet™

Protocol		DeviceNet™, group 2 slave only
Data rate switch	kBaud	125, 250, 500 or network programmable
Cable length		
125 kbps	m (ft.)	500 (1650)
250 kbps	m (ft.)	250 (825)
500 kbps	m (ft.)	100 (330)
MAC ID		Two switches (address 00 – 63) or network programmable
Digital functions		
		Read pressure, select units: Torr, mbar, Pa
		Degas function, Pirani full scale adjust
		Monitor gauge status
		Safe state allows definition of behavior in case of error
		Detailed alarm and warning information

# BPG402-S

DeviceNet™		
Analog functions		0 ... 10 V analog output pressure indication two setpoint relays A + B
Visual communication indicators		LED network status (green / red) LED module status (green / red)
Specification		DeviceNet™ "Vacuum Gauge Device Profile"
Device type		"CG" for combination gauge
I / O slave messaging		Polling only
Setpoint relays		2
Range	mbar	$1 \times 10^{-9}$ ... 100
Relay contact		NO, potential free
Hysteresis	% of reading	10
Contact rating	V / A (dc)	60 / 0.5
Supply voltage for DeviceNet™	V / A (dc)	+11 - +25 / 0.5
Supply voltage for gauge	V / A (dc)	+20 - +28 / 0.8
Connector for DeviceNet™		Microstyle, 5-pin
Connector for Gauges (analog output, supply voltage, setpoints)		D-Sub, 15-pin, male

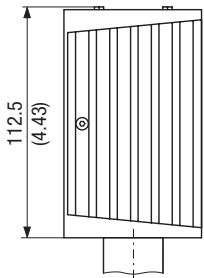
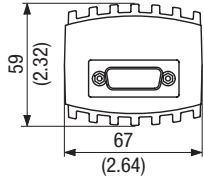
EtherCAT®		
Protocol		EtherCAT®, firmware generation 2.0
Communication standards		Semiconductor Device Profile ETG.5003 Part 1 Common Device Profile ETG.5003 Part 2080 "Specific Device Profile - Vacuum Pressure Gauge"
Process Data		Fixed PDO mapping and configurable PDO mapping
EtherCAT connector		RJ45, 8-pin (socket), IN and OUT
Cable		Shielded Ethernet CAT5e or higher
Cable length	m (ft.)	≤100 (330)
Data rate	Kbps	100000

Profibus DP		
Baud rates		9.6 / 19.2 / 93.75 / 187.5 / 500 1.5 / 12
Address		Two switches (address 00 - 127) or network programmable
Digital functions		Read pressure, select units: Torr, mbar, Pa Degas function, Pirani full scale adjust Monitor gauge status, filament status Safe state allows definition of behavior in case of error Detailed alarm and warning information
Analog functions		0 ... 10 V analog output pressure indication two setpoint relays A + B
Setpoint relays		2
Range	mbar	$1 \times 10^{-9}$ ... 100
Relay contact		NO, potential free
Hysteresis	% of reading	10
Contact rating	V / A (dc)	≤30 / ≤0.5
Connector for Profibus DP		D-Sub, 9-pin, female
Connector for BPG (analog output, supply voltage, setpoints)		D-Sub, 15-pin, male


# BPG402-S

## DIMENSIONS

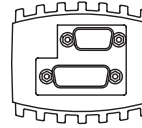
**BPG402-S/-SL**



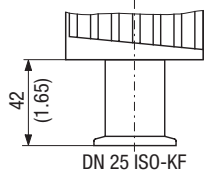


**BPG402-SD  
(DeviceNet)**



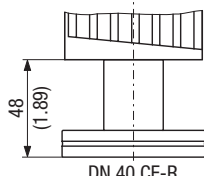
**BPG402-SP  
(Profibus)**



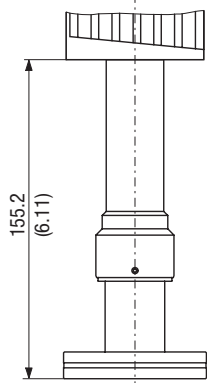
**BPG402-SE  
(EtherCAT)**



DN 25 ISO-KF



DN 40 CF-R



DN 40 CF-R  
long tube

mm (in.)

## BPG402-S

## Bayard-Alpert Pirani Capacitance Diaphragm Gauge

### TripleGauge® BCG450

The INFICON Bayard-Alpert Pirani Capacitance Diaphragm Gauge, BCG450, combines the advantages of three different measurement technologies in a single, compact, economical package to measure process and base pressure from  $5 \times 10^{-10}$  to 1500 mbar ( $3.75 \times 10^{-10}$  to 1125 Torr). The BCG450 is designed to take the place of three sensors (hot ion, convection enhanced Pirani and vacuum switch), thus reducing cost and valuable tool space.

Now available with Profinet digital interface.

#### ADVANTAGES

- BCG450 saves cost and tool space and reduces the complexity of vacuum measurement installation and setup
- Gas-type-independent pressure measurement above 10 Torr provides more reliable loadlock control for any gas-mixture
- Pirani interlock protects the hot filament from premature burnout
- Automatic high vacuum Pirani adjustment reduces operator interventions
- Differential pressure measurement at atmosphere eliminates uncertainty related to atmospheric pressure changes
- Easy-to-exchange sensing element with on-board calibration data guarantees reproducibility
- Optional graphic display and Fieldbus interfaces available, e.g. EtherCAT®, DeviceNet™, Profinet® etc.
- Latest EtherCAT protocol generation 2.0
- RoHS compliance

#### APPLICATIONS

- Pressure measurement in Semiconductor process, transfer and loadlock chambers
- Industrial coating
- General vacuum measurement and control on systems in the low to ultra high vacuum range



# TripleGauge® BCG450

## ORDERING INFORMATION

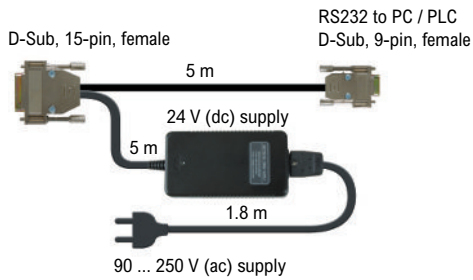
Type	BCG450 with LCD	BCG450 with LCD	BCG450-SP with Profibus DP <sup>1)</sup>	BCG450-SD with DeviceNet™ <sup>1)</sup>	BCG450-SE with EtherCAT® <sup>1) 2)</sup>	BCG450-PN with Profinet®
DN 25 ISO-KF	353-550	353-552	353-554	353-557	353-598	353-517
DN 40 CF-R	353-551	353-553	353-556	353-558	353-599	353-518
Replacement sensor 25 ISO-KF	354-492	354-492	354-492	354-492	354-492	354-492
Replacement sensor 40 CF-R	354-493	354-493	354-493	354-493	354-493	354-493

<sup>1)</sup> not available with LCD

<sup>2)</sup> Communication standard ETG.5 == 3.2080 S (R) V1.3.0; old version V1.0.0 still available on request

Accessories	Partno.
Power supply 24 V (dc) / RS 232 C line	353-511
Baffle	353-512
Centering ring with baffle DN 25 ISO-KF	211-113

### Power supply 24 V (dc) / RS232C line



### Baffle:

Prevents contamination of the sensor.  
Fast and easy installation.



# TripleGauge® BCG450

## SPECIFICATIONS

		BCG450 Standard	BCG450 Display
Measurement range	mbar (Torr)	$5 \times 10^{-10}$ to 1500 ( $3.75 \times 10^{-10}$ to 1125)	
Accuracy			
$10^{-8}$ ... 50 mbar	% of reading	±15	
50 ... 950 mbar	% of reading	±5	
950 ... 1050 mbar	% of reading	±2.5	
Repeatability $10^{-8}$ ... $10^{-2}$ mbar	% of reading	5	
Hot ion emission on	mbar	$2 \times 10^{-2}$ (high)	
(selectable high / low, via RS232 / Fieldbus)	mbar	$8 \times 10^{-3}$ (low)	
Degas <sup>1)</sup> $p < 7.2 \times 10^{-6}$	mbar	Electron bombardment, max. 3 min	
Pressure, max.	bar (absolute)	5	
Temperature			
Operation (ambient)	°C	0 ... +50	
Storage	°C	-20 ... +70	
Bakeout			
At flange	°C	80	
Electronics removed	°C	150	
Supply voltage	V / A (dc)	20 ... 28 / 0.8	
Output signal analog	V	0 ... 10.3	
Measurement range	V	0.774 ... 10.3	
Relation voltage / pressure	V / Decade	0.75	
Error signal	V	0.3 / 0.5	
Minimum load	kΩ	10	
Interface (digital) <sup>2)</sup>		RS232C	
Connector		D-sub, 15-pin, male	
Cable length, max. <sup>3)</sup>	m (ft.)	100 (330)	
Materials exposed to vacuum		Yt <sub>2</sub> O <sub>3</sub> , Ir, Mo, Cu, W, NiFe, NiCr, Al <sub>2</sub> O <sub>3</sub> , SnAg, stainless steel, glass	
Internal volume KF / CF	cm <sup>3</sup> (in. <sup>3</sup> )	24 (1.46) / 34 (2.1)	
Weight KF / CF	g	285 / 550	
Degree of protection		IP30	

<sup>1)</sup> Reduced accuracy during degas

<sup>2)</sup> Simultaneous use of RS232C or VGC40x and VGC50x series controllers and Fieldbus is not allowed

<sup>3)</sup> For RS232C operation <30 m

## SPECIFICATIONS DIGITAL INTERFACES

DeviceNet™	
Protocol	DeviceNet™, group 2 slave only
Data rate switch	kBaud 125, 250, 500 or network programmable
Cable length	
125 kbps	m (ft.) 500 (1650)
250 kbps	m (ft.) 250 (825)
500 kbps	m (ft.) 100 (330)
MAC ID	Two switches (address 00 – 63) or network programmable
Digital functions	Read pressure, select units: Torr, mbar, Pa Degas function, Pirani full scale adjust Monitor gauge status Safe state allows definition of behavior in case of error Detailed alarm and warning information
Analog functions	0 ... 10 V analog output pressure indication two setpoint relays A + B
Visual communication indicators	LED network status (green / red) LED module status (green / red)
Specification	DeviceNet™ "Vacuum Gauge Device Profile"

# TripleGauge® BCG450

DeviceNet™		
Device type		“CG” for combination gauge
I / O slave messaging		Polling only
Setpoint relays		2
Range	mbar	$1 \times 10^{-9}$ ... 100
Relay contact		NO, potential free
Hysteresis	% of reading	10
Contact rating	V / A (dc)	60 / 0.5
Supply voltage for DeviceNet™	V / A (dc)	+11 - +25 / 0.5
Supply voltage for gauge	V / A (dc)	+20 - +28 / 0.8
Connector for DeviceNet™		Microstyle, 5-pin
Connector for Gauges (analog output, supply voltage, setpoints)		D-Sub, 15-pin, male

EtherCAT®		
Protocol		EtherCAT®, firmware generation 2.0
Communication standards		Semiconductor Device Profile ETG.5003 Part 1 Common Device Profile ETG.5003 Part 2080 “Specific Device Profile - Vacuum Pressure Gauge”
Process Data		Fixed PDO mapping and configurable PDO mapping
EtherCAT connector		RJ45, 8-pin (socket), IN and OUT
Cable		Shielded Ethernet CAT5e or higher
Cable length	m (ft.)	≤100 (330)
Data rate	Kbps	100000

Profibus DP		
Baud rates	kBaud	9.6 / 19.2 / 93.75 / 187.5 / 500
	MBaud	1.5 / 12
Address		Two switches (address 00 - 127) or network programmable
Digital functions		Read pressure, select units: Torr, mbar, Pa Degas function, Pirani full scale adjust Monitor gauge status, filament status Safe state allows definition of behavior in case of error Detailed alarm and warning information
Analog functions		0 ... 10 V analog output pressure indication two setpoint relays A + B
Setpoint relays		2
Range	mbar	$1 \times 10^{-9}$ ... 100
Relay contact		NO, potential free
Hysteresis	% of reading	10
Contact rating	V / A (dc)	≤30 / ≤0.5
Connector for Profibus DP		D-Sub, 9-pin, female
Connector for BPG (analog output, supply voltage, setpoints)		D-Sub, 15-pin, male

Profinet™		
Communication protocol		protocol specialized for Profinet
Physical Layer		100BASE-Tx (IEEE 802.3)

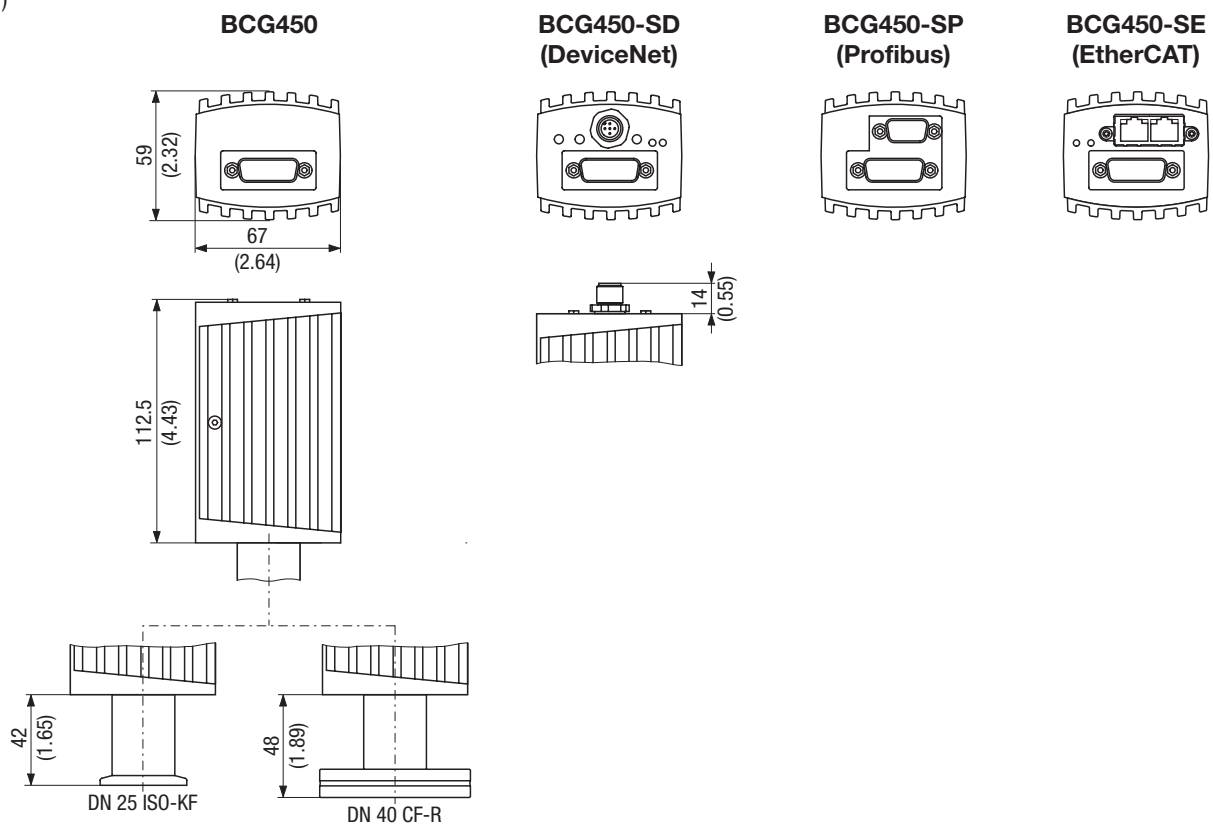


# TripleGauge® BCG450

Profinet™		
Digital functions		pressure, status, ID
read		
set		set points, filter, zero adjust, reset, DC offset
Profinet connector		2 × RJ45, 8-pin (socket), IN and OUT
Cable		Special Ethernet Patch Cable or Crossover Cable, shielded (CAT5e quality or higher)
Cable length	m (ft.)	≤100 (330)
Data rate	Kbps	100000

## DIMENSIONS

mm (in.)



# TripleGauge® BCG450

## High Pressure Hot Ionization Pirani Gauge

### HPG400

The INFICON High Pressure Hot Ionization Pirani Gauge, HPG400, combines High Pressure Hot Ionization and Pirani sensors in a single, compact, economical package to measure pressure from  $2 \times 10^{-6}$  mbar to atmosphere ( $1.5 \times 10^{-6}$  Torr to atmosphere). The HPG400 provides highly repeatable and reproducible pressure measurement for accurate sputter process pressure control.

#### ADVANTAGES

- HPG400 saves cost and tool space and reduces the complexity of vacuum system installation and setup
- The high pressure hot ion gauge delivers accurate, reliable pressure measurements from  $1 \times 10^{-5}$  ... 1 mbar for improved process control
- User selectable hot ion emission activation between  $5 \times 10^{-2}$  and 1 mbar
- Pirani interlock protects the hot filament from premature burnout
- Optional graphic display and Fieldbus interfaces available
- Automatic high vacuum Pirani adjustment reduces operator interventions
- RoHS compliance

#### APPLICATIONS

- Sputter applications in semiconductor manufacturing, electronics and media industry
- Industrial coating
- General vacuum measurement and control in the low to high vacuum range



# HPG400

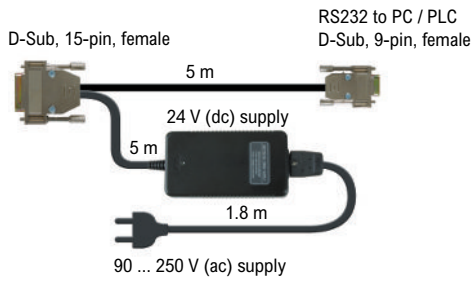
## ORDERING INFORMATION

Type	HPG400 w/o LCD	HPG400 with LCD	HPG400-SP with Profibus DP <sup>1)</sup>	HPG400-SD with DeviceNet™ <sup>1)</sup>
DN 25 ISO-KF	353-520	353-521	353-525	353-527
DN 40 CF-F	353-522	353-523	353-526	353-528
Replacement sensor 25 ISO-KF	354-487	354-487	354-487	354-487
Replacement sensor 40 CF-R	354-488	354-488	354-488	354-488

<sup>1)</sup> not available with LCD

Accessories	Part no.
Power supply 24 V (dc) / RS232C line	353-511
Centering ring with baffle DN 25 ISO-KF	211-113

### Power supply 24 V (dc) / RS232C line



# HPG400

## SPECIFICATIONS

		HPG400 Standard	HPG400 Display
Measurement range (air, N <sub>2</sub> )	mbar (Torr)	2 × 10 <sup>-6</sup> ... 1000 (1.5 × 10 <sup>-6</sup> ... 750)	
Accuracy 10 <sup>-5</sup> ... 1 mbar	% of reading	±15 <sup>1)</sup>	
Repeatability			
10 <sup>-5</sup> ... 10 <sup>-1</sup>	% of reading	2	
10 <sup>-1</sup> ... 100 mbar	% of reading	30	
Hot ion emission on, selectable			
Option 1	mbar	1	
Option 2	mbar	5 × 10 <sup>-1</sup>	
Option 3	mbar	2 × 10 <sup>-1</sup>	
Option 4	mbar	1 × 10 <sup>-1</sup>	
Option 5	mbar	5 × 10 <sup>-2</sup>	
Pressure, max.	bar (absolute)	2	
Temperature			
Operation (ambient)	°C	0 ... +50	
Storage	°C	-20 ... +70	
Bakeout			
At flange	°C	80	
Electronics removed	°C	150	
Supply voltage	V / A (dc)	20 ... 28 / 0.8	
Output signal analog	V	0 ... +10.2	
Measurement range			
Hot cathode	V	1.5 ... 7.5	
Pirani	V	8.5 ... 9.75	
Voltage vs. pressure			
Hot cathode	V / Decade	1	
Pirani	V / Decade	0.25	
Error signal			
Hot cathode	V	0.3	
Pirani	V	0.5	
Load impedance, min.	kΩ	10	
Interface (digital) <sup>2)</sup>		RS232C	
Electrical connection		D-Sub, 15-pin, male	
Cable length, max. <sup>3)</sup>	m (ft.)	100 (330)	
Materials exposed to vacuum		Yt <sub>2</sub> O <sub>3</sub> , Ir, Pt, Mo, Cu, W, NiFe, NiCr, stainless steel, glass	
Internal volume KF / CF	cm <sup>3</sup> (in. <sup>3</sup> )	20 (1.2) / 30 (1.8)	
Weight KF / CF	g	430 / 695	
Degree of protection		IP30	

<sup>1)</sup> Accuracy from 10<sup>-5</sup> mbar to the selected hot ion emission on value

<sup>2)</sup> Simultaneous use of RS232C or VGC40x and VGC50x series controllers and Fieldbus is not allowed

<sup>3)</sup> For RS232C operation <30 m

## SPECIFICATIONS DIGITAL INTERFACES

### DeviceNet™

Protocol		DeviceNet™, group 2 slave only
Data rate switch	kBaud	125, 250, 500 or network programmable
Cable length		
125 kbps	m (ft.)	500 (1650)
250 kbps	m (ft.)	250 (825)
500 kbps	m (ft.)	100 (330)
MAC ID		Two switches (address 00 – 63) or network programmable

# HPG400

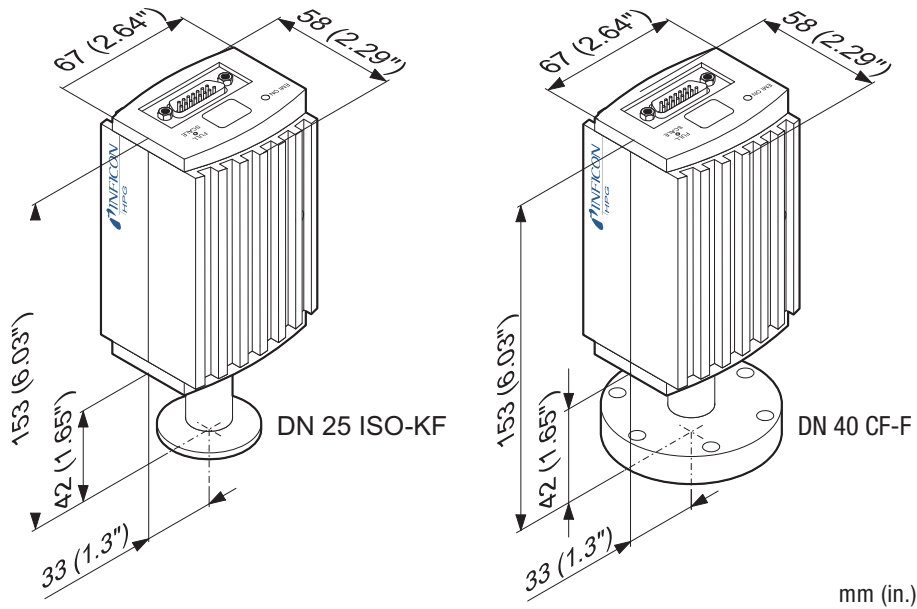
DeviceNet™			
Digital functions		Read pressure, select units: Torr, mbar, Pa Degas function, Pirani full scale adjust Monitor gauge status Safe state allows definition of behavior in case of error Detailed alarm and warning information	
Analog functions		0 ... 10 V analog output pressure indication two setpoint relays A + B	
Visual communication indicators		LED network status (green / red) LED module status (green / red)	
Specification		DeviceNet™ "Vacuum Gauge Device Profile"	
Device type		"CG" for combination gauge	
I / O slave messaging		Polling only	
Setpoint relays		2	
Range	mbar	1 × 10 <sup>-9</sup> ... 100	
Relay contact		NO, potential free	
Hysteresis	% of reading	10	
Contact rating	V / A (dc)	60 / 0.5	
Supply voltage for DeviceNet™	V / A (dc)	+11 - +25 / 0.5	
Supply voltage for gauge	V / A (dc)	+20 - +28 / 0.8	
Connector for DeviceNet™		Microstyle, 5-pin	
Connector for Gauges (analog output, supply voltage, setpoints)		D-Sub, 15-pin, male	

Profibus DP			
Baud rates		kBaud	9.6 / 19.2 / 93.75 / 187.5 / 500
		MBaud	1.5 / 12
Address		Two switches (address 00 - 127) or network programmable	
Digital functions		Read pressure, select units: Torr, mbar, Pa Degas function, Pirani full scale adjust Monitor gauge status, filament status Safe state allows definition of behavior in case of error Detailed alarm and warning information	
Analog functions		0 ... 10 V analog output pressure indication two setpoint relays A + B	
Setpoint relays		2	
Range	mbar	1 × 10 <sup>-9</sup> ... 100	
Relay contact		NO, potential free	
Hysteresis	% of reading	10	
Contact rating	V / A (dc)	≤30 / ≤0.5	
Connector for Profibus DP		D-Sub, 9-pin, female	
Connector for BPG (analog output, supply voltage, setpoints)		D-Sub, 15-pin, male	

# HPG400

## DIMENSIONS

mm (in.)



# HPG400



## Inverted Magnetron/Inverted Magnetron Pirani Gauge

### Gemini MPG55x / MAG55x

The INFICON Gemini™ Inverted Magnetron Vacuum Gauge is the workhorse for all vacuum measurement applications. While Gemini MPG50x combines two sensor technologies in one small device to measure from atmosphere down to  $1 \times 10^{-9}$  mbar, the Gemini MAG50x is a pure cold cathode sensor System (without Pirani element) which covers the range from  $1 \times 10^{-2}$  mbar to  $1 \times 10^{-9}$  mbar. The patented ultra-low magnetic stray field design opens up a whole new range of applications. A unique interchangeable dual chamber sensor unit avoids cleaning cycles and reduces maintenance, making Gemini the most robust and economical vacuum gauge of its kind.

MAG and MPG Gemini are available with EtherCAT fieldbus and setpoints as MAG55x and MPG55x.

For corrosive applications we suggest to use the ceramic coated version MxG5x4. Feedthrough and Pirani inside the sensor head are fully ceramic coated for enhanced corrosion resistance.



#### ADVANTAGES

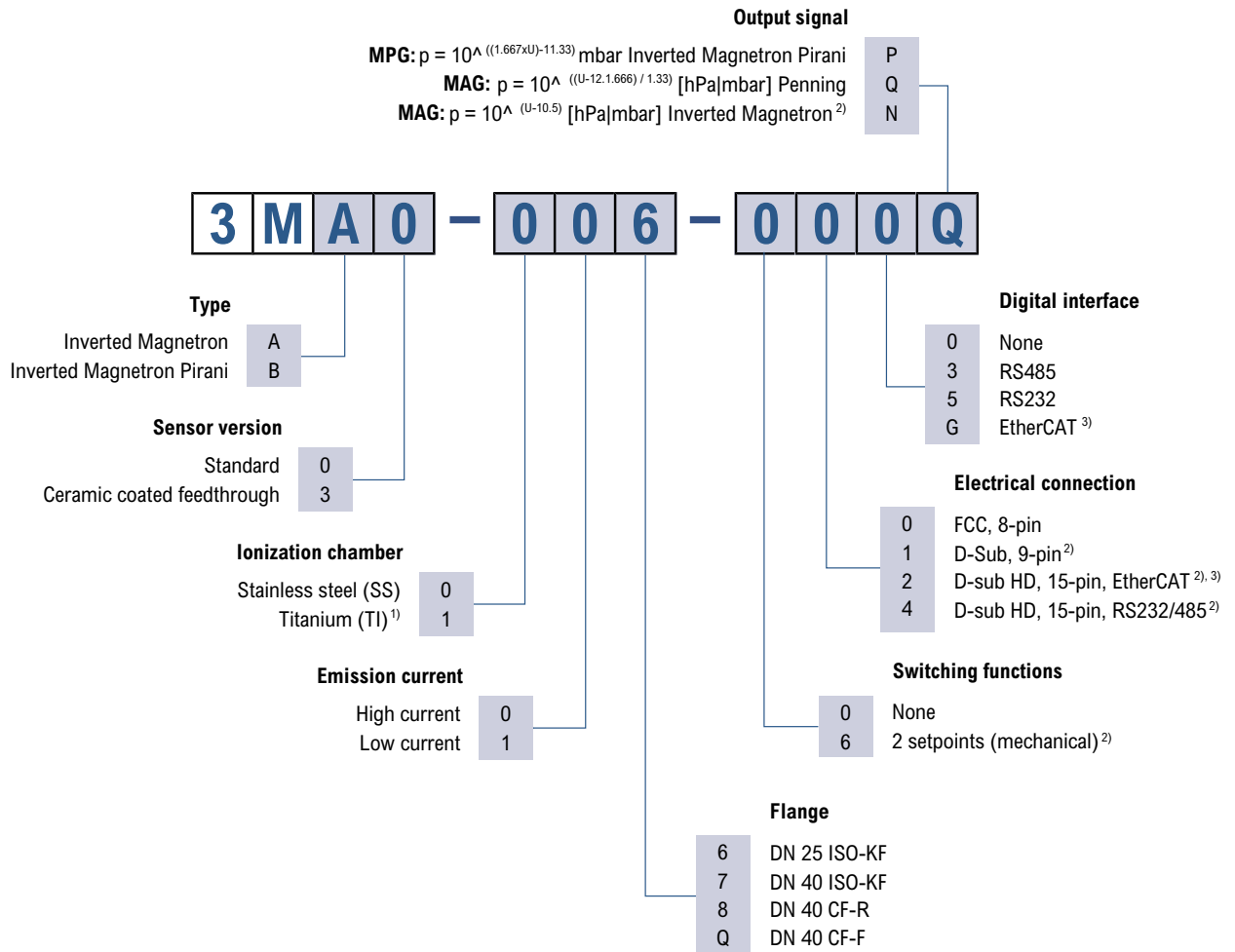
- Long lifetime in harsh environments
- Reliable fast ignition
- Low magnetic stray field
- Selectable measuring current
- Fast maintenance - replaceable ionization chamber
- Corrosion resistant feedthrough & sensor element
- EtherCAT and RS232/ RS485 digital interface
- Compact size - easy to integrate
- 2 relay setpoints (MxG55x)

#### APPLICATIONS

- Base pressure monitoring and control, from atmosphere to high vacuum in evaporation and sputter coating applications.
- General vacuum measurement – industrial furnaces, architectural glass, semiconductor, production laboratory's..
- Analytical and R&D applications – mass spectrometry, electron microscopes, ophthalmic, optical, medical and high energy physics.

# Gemini MPG55x / MAG55x

## ORDERING INFORMATION



1) For low current version only  
 2) Not suited for operation with an INFICON vacuum gauge controller VGC40x or VGC50x  
 3) New sensor MxG55x in large housing and with switching functions

## Gemini MPG55x / MAG55x

Spare parts	MAG5xx	MPG5xx
MAG500 spare sensor		
25 KF, SS	351-500	–
25 KF, TI	351-502	–
40 KF, SS	351-512	–
40 KF, TI	351-514	–
40 CF-F, SS	351-524	–
40 CF-F, TI	351-526	–
40 CF-R, SS	351-536	–
40 CF-R, TI	351-538	–
MAG504 spare sensor		
25 KF, SS	351-501	–
25 KF, TI	351-503	–
40 KF, SS	351-513	–
40 KF, TI	351-515	–
40 CF-F, SS	351-525	–
40 CF-F, TI	351-527	–
40 CF-R, SS	351-537	–
40 CF-R, TI	351-539	–
MPG500 spare sensor		
25 KF, SS	–	351-506
25 KF, TI	–	351-508
40 KF, SS	–	351-518
40 KF, TI	–	351-520
40 CF-F, SS	–	351-530
40 CF-F, TI	–	351-532
40 CF-R, SS	–	351-542
40 CF-R, TI	–	351-544
MPG504 spare sensor		
25 KF, SS	–	351-507
25 KF, TI	–	351-509
40 KF, SS	–	351-519
40 KF, TI	–	351-521
40 CF-F, SS	–	351-531
40 CF-F, TI	–	351-533
40 CF-R, SS	–	351-543
40 CF-R, TI	–	351-545
MxG50x spare parts ignition aid (10 pieces)	351-995	351-995
Spare ion chamber SS	351-555	351-555
Spare ion chamber TI	351-556	351-556

Accessories	MAG5xx	MPG5xx
Baffle for DN 25 KF flange	353-512	353-512
Centering ring with baffle DN 25 KF	211-113	211-113
Centering ring with fine filter DN 25 KF	211-098	211-098
MxG50x ignition tool set	351-550	351-550

# Gemini MPG55x / MAG55x

## SPECIFICATIONS

Type		MAG5xx	MPG5xx
Measurement system		Cold Cathode ionization measurement sensor (according to the inverted magnetron principle)	Pirani and Cold Cathode ionization measurement sensor (according to the inverted magnetron principle)
Measurement range (air, N <sub>2</sub> )			
mbar		1 × 10 <sup>-9</sup> ... 1 × 10 <sup>-2</sup>	1 × 10 <sup>-9</sup> ... 1000
Torr		7.6 × 10 <sup>-10</sup> ... 7.6 × 10 <sup>-3</sup>	7.6 × 10 <sup>-10</sup> ... 760
Accuracy (N <sub>2</sub> )			
1 × 10 <sup>-8</sup> ... 1 × 10 <sup>-2</sup> mbar	% of reading	30	30
1 × 10 <sup>-2</sup> ... 100 mbar	% of reading	–	30
100 ... 1000 mbar	% of reading	–	50
Repeatability (N <sub>2</sub> )			
1 × 10 <sup>-8</sup> ... 1 × 10 <sup>-2</sup> mbar	% of reading	5	5
1 × 10 <sup>-2</sup> ... 100 mbar	% of reading	–	5
Mounting orientation		any	
Admissible pressure	bar (absolute)	10 (limited to inert gases <55°C)	
Admissible temperature			
Operation (ambient)	°C	+5 ... +55	
Bakeout at flange <sup>1)</sup>	°C	≤150	
Storage	°C	–40 ... +70	
Filament	°C	120 (MPG5xx only)	
Relative humidity for 30 days a year			
1 × 10 <sup>-7</sup> ... 1 × 10 <sup>-2</sup> mbar	% RH	≤95 (non-condensing)	
1 × 10 <sup>-8</sup> ... 1 × 10 <sup>-2</sup> mbar	% RH	≤70 (non-condensing)	
Supply voltage			
At gauge <sup>2)</sup>	V (dc)	+14.5 ... +30	
Ripple	V <sub>pp</sub>	≤1	
Power consumption	W	≤2	
Fuse to be connected	AT	≤1	
Voltage range (analog output)	V	0 ... +10.5	
Output impedance	Ω	2 × 4.7	
Load impedance	kΩ	≥10 (short circuit-proof)	
Measurement range			
3MAx-xxx-xxxN	V	+1.5 ... +8.5	
3MBx-xxx-xxxP	V	+1.398 ... +8.598	
3MAx-xxx-xxxQ	V	+0.667 ... +10	
Voltage vs. pressure			
3MAx-xxx-xxxN	V/decade	1 (logarithmic)	
3MBx-xxx-xxxP	V/decade	0.6 (logarithmic)	
3MAx-xxx-xxxQ	V/decade	1.33 (logarithmic)	
Step response time (pressure dependent)			
>1 × 10 <sup>-6</sup> mbar	ms	<100	
1 × 10 <sup>-6</sup> ... 1 × 10 <sup>-8</sup> mbar	s	≈1	
Gauge identification	kΩ	100	85

<sup>1)</sup> Without electronics

<sup>2)</sup> The minimum voltage of the supply unit must be increased proportionally to the length of the sensor cable

# Gemini MPG55x / MAG55x

Type	MAG5xx	MPG5xx
Status signal (digital output)		
FCC connector		
Current rating	mA	100
High voltage is ON	V (dc)	+14.5 ... +30 (depending on supply voltage)
High voltage is OFF	V (dc)	0
D-sub connector		
Current rating	mA	100 (sink)
High voltage is ON	V (dc)	0
High voltage is OFF	V (dc)	open
Supply voltage	V (dc)	≤30
Electrical connection		
3Mxx-00x-000x		FCC68, 8-pin, female
3Mxx-00x-010x		D-Sub, 9-pin, male
3Mxx-0xx-000x		FCC68, 8-pin, female
3Mxx-0xx-010x		D-Sub, 9-pin, male
3Mxx-0xx-04xx		D-Sub HD, 15-pin, male (for RS232/485 version)
3Mxx-xxx-x2Gx		D-Sub HD, 15-pin, male (for EtherCAT version)
Sensor cable		
3Mxx-00x-000x		8-pin, shielded
3Mxx-0xx-000x		8-pin, shielded
3Mxx-0xx-010x		9-pin, shielded
3Mxx-0xx-04xx		15-pin, shielded (for RS232/485 version)
3Mxx-xxx-x2Gx		15-pin, shielded (for EtherCAT version)
Cable length		
50 m cable	m	≤50 (8x0.14 mm <sup>2</sup> )
75 m cable	m	≤75 (8x0.25 mm <sup>2</sup> )
100 m cable	m	≤100 (8x0.34 mm <sup>2</sup> )
300 m cable	m	≤300 (8x1.00 mm <sup>2</sup> )
FCC connector cable	m	≤50 (0.14 mm <sup>2</sup> /conductor)
High voltage (in the measuring chamber)		
Ignition voltage	kV	≤4.5
Operating voltage	kV	≤3.3
Current (in the measuring chamber)		
High current	μA	≤380
Low current	μA	≤130
Setpoint relays (MxG55x)		
Range (N2)	mbar/bar	$5 \times 10^{-5}$ ... 1500
Relay contact	–	normally open (ON), potential free
Hysteresis	% of threshold	10
Contact rating of mechanical relays	V/A	≤30 / ≤1
Switching time	ms	≤30
Materials exposed to vacuum		
3Mx0-00x-0x0x		W, Ni alloy, Al <sub>2</sub> O <sub>3</sub> , glass, stainless steels
3Mx3-00x-0x0x		Ni alloy, Al <sub>2</sub> O <sub>3</sub> , stainless steels
3Mx0-xxx-xxxx		Ni alloy, Mo, Al <sub>2</sub> O <sub>3</sub> , glass, stainless steels
3Mx3-xxx-xxxx		Mo, Al <sub>2</sub> O <sub>3</sub> , stainless steels
3Mx0-11x-xxxx		Ni alloy, Mo, Al <sub>2</sub> O <sub>3</sub> , glass, Ti, stainless steels
3Mx3-11x-xxxx		Mo, Al <sub>2</sub> O <sub>3</sub> , Ti, stainless steels

<sup>1)</sup> Without electronics

<sup>2)</sup> The minimum voltage of the supply unit must be increased proportionally to the length of the sensor cable

## Gemini MPG55x / MAG55x

Type	MAG5xx	MPG5xx
Internal volume		
DN 25 ISO-KF	cm <sup>3</sup>	≈19.9
DN 40 ISO-KF	cm <sup>3</sup>	≈20.9
DN 40 CF-F	cm <sup>3</sup>	≈25.2
DN 40 CF-R	cm <sup>3</sup>	≈25.6
Weight		
MxG50x		
DN 25 ISO-K	g	<280
DN 40 ISO-KF	g	<320
DN 40 CF-F & CF-R	g	<570
MxG55x		
DN 25 ISO-K	g	≤500
DN 40 ISO-KF	g	≤320
DN 40 CF-F & CF-R	g	≤780
Degree of protection		IP40
Standards CE conformity		
EMC	2014/30/EU (EN 61000-6-2, EN61000-6-3 EN61326-1)	
RoHS	2011/65/EU	
Safety	EN 61010-1	
Baud rates (RS232C/485C)	KBaud	9.6 / 19.2 / 38.4 / 57.6
Address (RS232C/485C)		2 switches (address 00 - 255)
Digital functions		Read pressure, select units: Torr, mbar, Pa, micron, counts monitor gauge status, detailed alarm and warning information, soft state allows definition of behaviour in case of error
Connector for RS232 & RS485		D-sub HD, 15-pin, male

<sup>1)</sup> Without electronics

<sup>2)</sup> The minimum voltage of the supply unit must be increased proportionally to the length of the sensor cable

### SPECIFICATIONS ETHERCAT

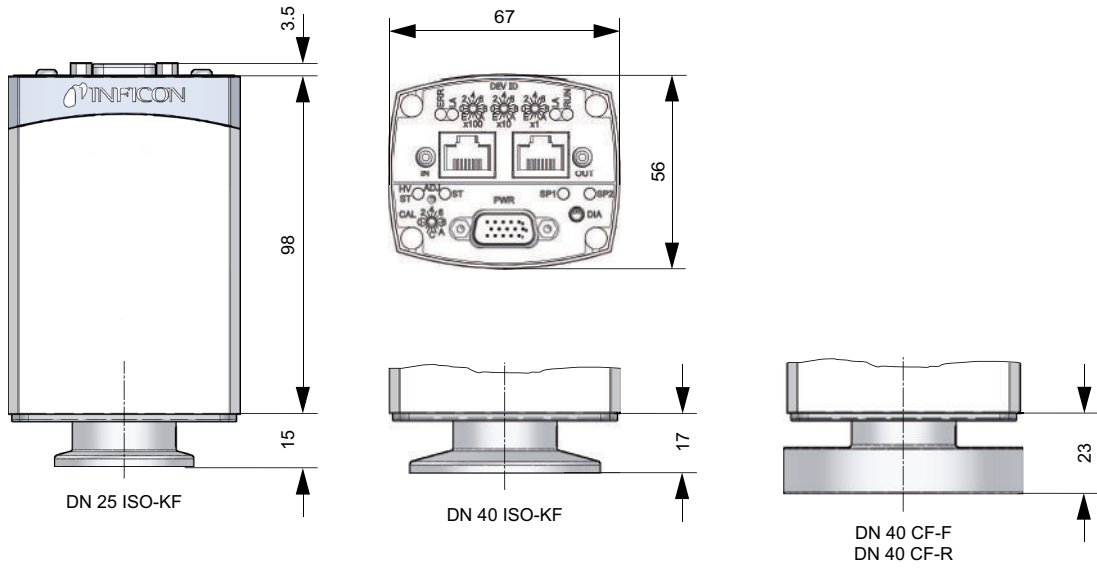
#### EtherCAT®

Protocol	EtherCAT®, firmware generation 2.0	
Communication standards	Semiconductor Device Profile ETG.5003 Part 1 Common Device Profile ETG.5003 Part 2080 "Specific Device Profile - Vacuum Pressure Gauge"	
Process Data	Fixed PDO mapping and configurable PDO mapping	
EtherCAT connector	RJ45, 8-pin (socket), IN and OUT	
Cable	Shielded Ethernet CAT5e or higher	
Cable length	m (ft.)	≤100 (330)
Data rate	Kbps	100000



# Gemini MPG55x / MAG55x

mm (in.)





## Inverted Magnetron/Inverted Magnetron Pirani Gauge

### MPG400/401

The INFICON Inverted Magnetron Pirani Gauges, MPG400 and MPG401, measure from  $5 \times 10^{-9}$  mbar to atmosphere ( $3.8 \times 10^{-9}$  Torr to atmosphere). Combining technologies into one single compact unit with one logarithmic analog out put signal significantly reduces the complexity of installation, setup and integration.

#### ADVANTAGES

- Combination gauge - inverted Magnetron and Pirani
- Wide measurement range from  $5 \times 10^{-9}$  mbar to atmosphere
- No filament to burn out
- Excellent ignition properties
- Easy to clean
- FPM or metal-sealed feedthrough
- LED indicator for high voltage on
- Logarithmic analog output signal

#### APPLICATIONS

- High vacuum pressure monitoring
- Base pressure for evaporation and sputtering systems
- General vacuum measurement and control in the medium and high vacuum range



# MPG400/401

## ORDERING INFORMATION

Type	MPG400 FPM sealed	MPG401 Metal-sealed
DN 25 ISO-KF	351-010	351-020
DN 40 ISO-KF	351-011	351-021
DN 40 CF-F	351-012	351-022

Spare parts	MPG400 FPM sealed	MPG401 Metal-sealed
Maintenance kit includes: support/centering ring seals ignition aid	351-999	351-997
Repair kit includes: Pirani element anode anode extension <sup>1)</sup> Cu seal <sup>1)</sup> screw fitting <sup>1)</sup> support/centering ring seals ignition aid	351-998	351-996
Ignition aid kit includes: ignition aid	351-995	351-995
Mounting tool for ignition aid	351-994	351-994

<sup>1)</sup> MPG401 only

Accessories	MPG400 FPM sealed	MPG401 Metal-sealed
Magnetic shield	351-023	351-023

## SPECIFICATIONS

	MPG400 FPM sealed	MPG401 Metal-sealed
Measurement range (air, N <sub>2</sub> )	mbar (Torr)	5 × 10 <sup>-9</sup> ... 1000 (3.8 × 10 <sup>-9</sup> ... 760)
Accuracy (N <sub>2</sub> ) 1 × 10 <sup>-8</sup> ... 100 mbar	% of reading	≈±30%
Repeatability 1 × 10 <sup>-8</sup> ... 100 mbar	% of reading	≈±5%
Mounting orientation		any
Admissible pressure	bar (absolute)	≤10 (limited to inert gases)
Admissible temperature		
Operation (ambient)	°C	+5 ... +55
Storage	°C	-40 ... +65
Bake-out <sup>1)</sup>	°C	150
Filament (Pirani)	°C	120

<sup>1)</sup> Without electronics and magnetic shielding

<sup>2)</sup> The minimum voltage of the supply unit must be increased proportionally to the length of the sensor cable

# MPG400/401

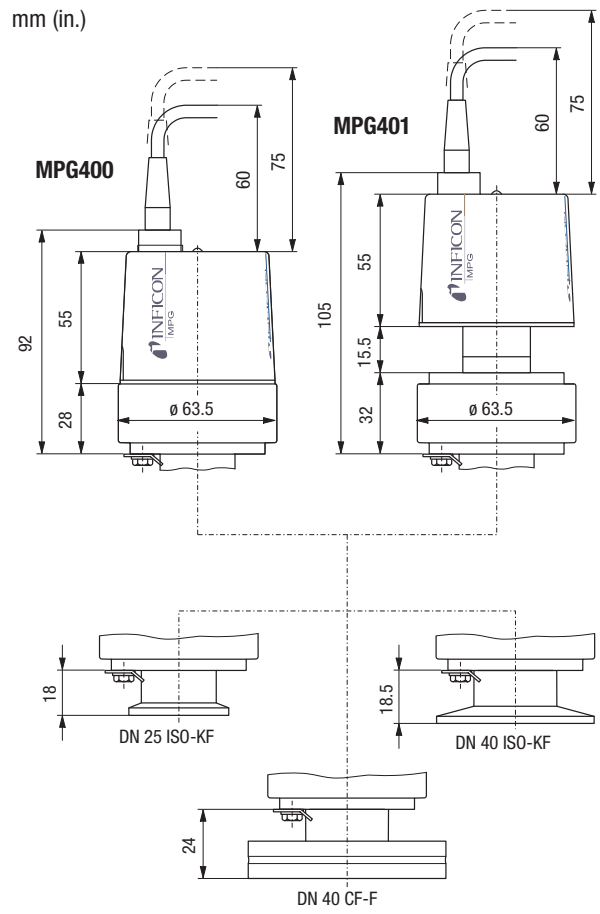
		MPG400 FPM sealed	MPG401 Metal-sealed
Supply voltage			
At gauge	V (dc)		+15 ... +30
At supply unit with max. cable length <sup>2)</sup>	V (dc)		+16 ... +30
Ripple	V <sub>pp</sub>		≤1
Power consumption	W		≤2
Fuse to be connected	AT		≤1
Output signal (measurement signal)			
Voltage range	V		0 ... +10.5
Measurement range	V		+1.82 ... +8.6
Voltage vs. pressure			Logarithmic, 0.6 V/decade
Error signal	V		<0.5 (no supply)
	V		>9.5 (Pirani sensor, filament rupture)
Output impedance	Ω		2 × 10
Minimum loaded impedance	kΩ		10, short-circuit proof
Response time			
p > 10 <sup>-6</sup> mbar	ms		<10
p = 10 <sup>-8</sup> mbar	ms		≈1000
Identification gauge	kΩ		85, referenced to supply common
Status			
Pirani-only mode	V		0 (low)
Combined Pirani / cold cathode mode	V		15 ... 30 (high)
LED	LED green		high voltage on
Electrical connection			FCC 68 appliance connector, 8 poles, female
Sensor cable			8 poles plus shielding
Cable length	m		≤50 (8 × 0.14 mm <sup>2</sup> )
Operating voltage	kV		≤3.3
Operating current	μA		≤500
Materials exposed to vacuum		Stainless steel, Al <sub>2</sub> O <sub>3</sub> , FPM75, Mo, Ni, Au, W	Stainless steel, Al <sub>2</sub> O <sub>3</sub> , Ag, Cu, Sn Mo, Ni, Au, W
Internal volume	cm <sup>3</sup>		≈20
Weight			
DN 25 ISO-KF	g	≈700	≈730
DN 40 ISO-KF	g	≈720	≈750
DN 40 CF-F	g	≈980	≈1010
Protection category			IP 40
Standards			EN 61000-6-2, EN 61000-6-3, EN 61010-1

<sup>1)</sup> Without electronics and magnetic shielding

<sup>2)</sup> The minimum voltage of the supply unit must be increased proportionally to the length of the sensor cable

# MPG400/401

## DIMENSIONS



## Optical Plasma Gauge

# Augent OPG550 Optical Plasma Gauge

The INFICON Augent™ Optical Plasma Gauge is a compact and intelligent solution for vacuum monitoring. Augent™ combines two sensor technologies into one compact device for gas type monitoring from  $1 \times 10^{-7}$  to 5 mbar and to measure total pressure from atmosphere to  $1 \times 10^{-7}$  mbar at the same time. Augent™ is protected by an integrated Pirani sensor to switch off plasma above 20 mbar.

In the measurement range between  $1 \times 10^{-7}$  and 5 mbar the gauge allows for the detection of gases such as Oxygen, Nitrogen, Hydrogen or Argon.

### ADVANTAGES

- High speed leak detection allows chamber leak tests
- Increase of productivity and yield
- Long life time, no filament burns, air inrush protection
- Withstand process chemistry
- Smart algorithm for easy integration
- Compact design and small footprint
- Reliable and fast start up

### APPLICATIONS

- Chamber leak check, faster RoR (rate of rise) test
- Leak check to find internal leaks from gas supply lines
- Real time end point control
- Gas type and concentrations control



# Augent OPG550 Optical Plasma Gauge

**ORDERING INFORMATION**

3 0 F 0 - 0 0 1 - 0 1 0 P

**Flange**

- 1 DN 16 ISO-KF
- 3 DN 16 CF-R
- 6 DN 25 ISO-KF
- E 8 VCR female

Replacement sensor	OPG550
DN 16 ISO-KF	351-590
DN 16 CF-R	351-591
DN 25 ISO-KF	351-592
8VCR, female	351-593

# Augent OPG550 Optical Plasma Gauge

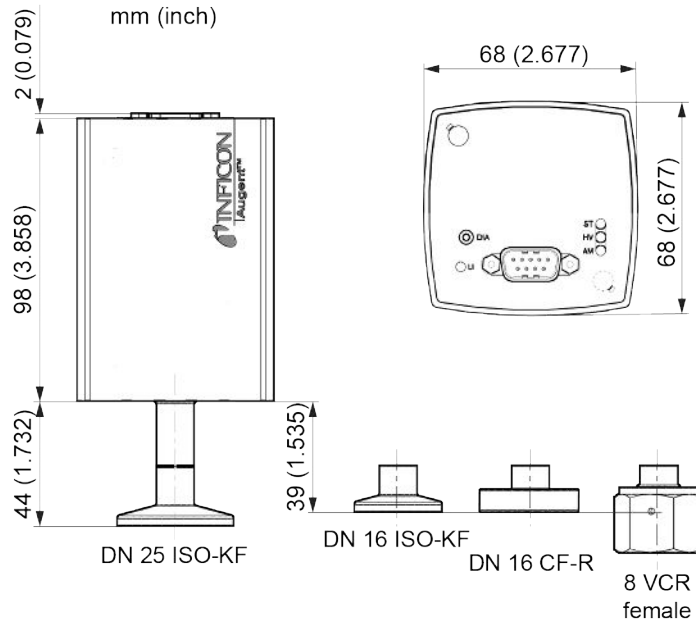
## SPECIFICATIONS

Type	OPG550	
Measurement range N <sub>2</sub>	mbar (Torr)	1 × 10 <sup>-7</sup> ... 5 (7.6 10 <sup>-8</sup> ... 3.8)
Detection limit 25 liter chamber		
O <sub>2</sub> leaks in pressure rise method	mTorr / min	≥0.3
O <sub>2</sub> leaks during pump down from atmosphere with N <sub>2</sub> backfill	mTorr / min	≥1
Accuracy total pressure reading N <sub>2</sub>		
1 × 10 <sup>-7</sup> ... 100 mbar	% of reading	5
Pressure		
Limited to inert gases <50°C	bar (absolute)	≤10
Temperature		
Operation (ambient)	°C	+5 ... +50
Storage	°C	-20 ... +70
Bakeout at flange with electronic unit	°C	≤80
Bakeout at flange w/o electronic unit	°C	≤120
Relative humidity for 30 days a year	%	≤95 (non-condensing)
Supply voltage		
At gauge	V(dc)	+14.5 ... +30
Ripple	V(p-p)	≤1
Power consumption	W	≤5
Fuse to be connected	AT	≤1
Output signal		
Analog	V(dc)	0 ... +10
Digital		RS232C
Electrical connection		D-Sub, 9-pin, male
High voltage (in the measuring chamber)		
Ignition voltage	kV	≤4.5
Operating voltage	kV	≤3.3
Materials expose to vacuum		
General		Al <sub>2</sub> O <sub>3</sub> , stainless steel 1.4435
Anode		Molybdenum
Ionization chamber		Titanium, stainless steel 1.4016
Ignition aid		Stainless steel 1.4310
Vacuum flange		DN16 ISO-KF DN25 ISO-KF DN16 CF-R 8VCR, female
Internal volume	cm <sup>3</sup> (inch <sup>3</sup> )	≤20 (1.22)
Weight	g	≤700
Dimensions		
Footprint	mm	68 × 68
Height	mm	<137
Protection type		IP40
Standards		CE

# Augent OPG550 Optical Plasma Gauge

## DIMENSIONS

mm (inch)





## Vacuum Gauge Controllers

# VGC501, VGC502, VGC503

Sustainable solution for process measurement, control and data log

Compatible to the wide range of INFICON active gauges, the VGC50x series of active gauge controllers are able to monitor and data log the entire pressure range from  $10^{-10}$  to 1500 mbar ( $10^{-10}$  to 1125 Torr) and the set point status.



### ADVANTAGES

- Simple operation with dot matrix menu guided display for parameter, sensor or general settings
- Very bright and clear Display for long distance instrument read-out
- Bar graph display with setpoints or pressure vs. time display
- Data log and parameter log function with USB port (rear side) and USB flash drive (front side)
- Ethernet interface
- Firmware upgrade available online or with USB flash drive
- Two free definable setpoints per channel with adjustable hysteresis
- High Resolution - 16 bit A/D converter
- Automatic identification of the INFICON active gauges
- Programmable 0 to 10 V Chart Recorder Output with logarithmic/ linear characteristics for single gauge or gauge combination (only VGC502 and VGC503)

# VGC501, VGC502, VGC503

## ORDERING INFORMATION

Type	VGC501	VGC502	VGC503
Vacuum Gauge Controller	398-481	398-482	398-483
Adapter rack mount 2HE / 3HE	398-499	-	-
Adapter USB to RS232	398-487	398-487	398-487

Accessories	PCG, PEG, PSG, MAG, MPG, Porter	BCG, BPG, HPG, CDG-D	CDG (unheated)
Cable to Gauges in m (ft)			
3 (9.0)	398-500	398-520	398-540
5 (16.5)	398-501	398-521	398-541
10 (33.0)	398-502	398-522	398-542
15 (49.5)	398-503	398-523	398-543
20 (66.0)	398-504	398-524	398-544
30 (99.0)	398-505	398-525	398-545
Signal read out and communication	analog only	digital RS232 / analog	analog only
Cable connectors	FCC / FCC	D-Sub <sup>1)</sup> / D-Sub <sup>1)</sup>	FCC / D-Sub <sup>1)</sup>

<sup>1)</sup> D-Sub 15-pin

Other lengths on request

## SPECIFICATIONS

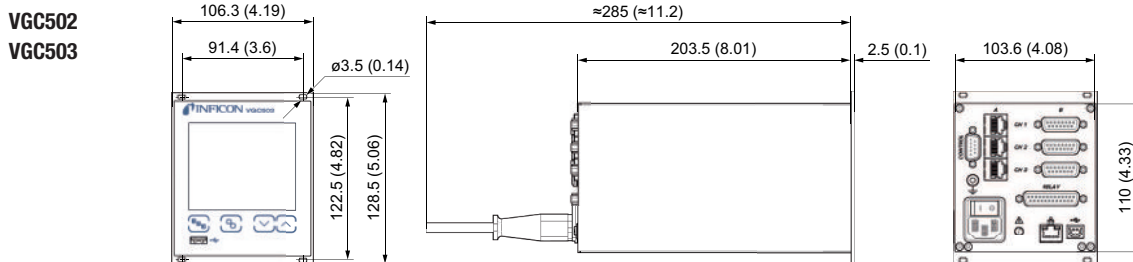
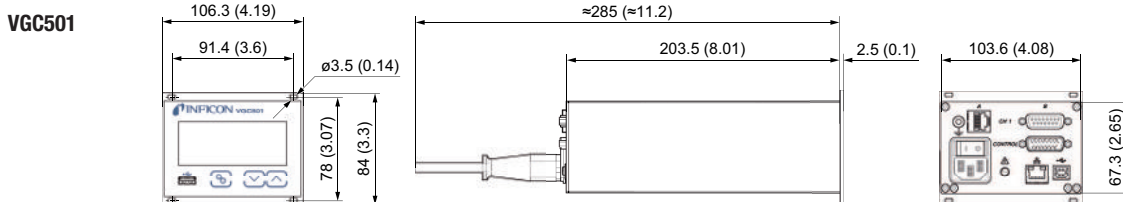
Type	VGC501	VGC502	VGC503
Measurement channels	1	2	3
Display		LCD, LED backlight	
Rate	1/s	10	
Connectable gauges with display range			
CDG (A/D)	Torr	$1 \times 10^{-3} \times \text{F.S.} \dots 1 \times \text{F.S.}$	
PCG	Torr	$3.75 \times 10^{-4} \dots 1125$	
PSG	Torr	$3.75 \times 10^{-4} \dots 750$	
MPG	Torr	$3.75 \times 10^{-9} \dots 750$	
PEG	Torr	$7.5 \times 10^{-10} \dots 7.5 \times 10^{-3}$	
MAG	Torr	$7.5 \times 10^{-10} \dots 7.5 \times 10^{-3}$	
BCG	Torr	$3.75 \times 10^{-10} \dots 1125$	
BPG	Torr	$3.75 \times 10^{-10} \dots 750$	
HPG	Torr	$1.5 \times 10^{-6} \dots 750$	
Connectable gauges with display range			
PCG	mbar	$5 \times 10^{-4} \dots 1500$	
PSG	mbar	$5 \times 10^{-4} \dots 1000$	
MPG	mbar	$1 \times 10^{-9} \dots 1000$	
PEG	mbar	$1 \times 10^{-9} \dots 1 \times 10^{-2}$	
MAG	mbar	$1 \times 10^{-9} \dots 1 \times 10^{-2}$	
BCG	mbar	$5 \times 10^{-10} \dots 1500$	
BPG	mbar	$5 \times 10^{-10} \dots 1000$	
HPG	mbar	$2 \times 10^{-6} \dots 1000$	
Measurement unit (selectable)		mbar, Torr, Pa, hPa, Micron, V	

# VGC501, VGC502, VGC503

Type		VGC501	VGC502	VGC503
<b>Setpoints</b>				
Setpoint relays		2	4	6
Channel assignment		1	1 or 2	1, 2 or 3
Adjustment range		sensor dependent	sensor dependent	sensor dependent
Hysteresis		adjustable	adjustable	adjustable
Relay contact		floating changeover	floating changeover	floating changeover
Connector		D-Sub, 15-pin, male	D-Sub, 25 pin female	D-Sub, 25 pin female
Contact rating	V (ac) / A	30 / 1	30 / 1	30 / 1
	V (dc) / A	60 / 0.5	60 / 0.5	60 / 0.5
<b>Analog output</b>				
Range	V	0 ... 10.3, sensor analog output signal	0 ... 10.3, sensor analog output signal	0 ... 10.3, sensor analog output signal
Analog output programmable analog output				
		1	2	3
Connector		D-Sub, 15-pin, male	D-Sub, 9 pin, male	D-Sub, 9-pin, male
<b>Interface</b>				
Connector		USB slave, master and Ethernet, USB Type A (stick), USB Type B, FCC68/RJ45		
<b>Power</b>				
Supply	V (ac)		100 ... 240	
Frequency	Hz		50 ... 60	
Consumption	W	≤45	≤65	≤90
Operating temperature (ambience)	°C		+5 ... +50	

## DIMENSIONS

mm (in.)



## VGC501, VGC502, VGC503

## Pirani Gauge Display

### PGD500

The INFICON Pirani Gauge Display PGD500 in combination with the INFICON Pirani Standard Gauge PSG5xx provides a cost effective pressure monitoring solution. Although it is called Pirani Gauge Display the PGD500 also supports our PCG55x and MPG series vacuum gauges.

#### ADVANTAGES

- User selectable measurement unit (Pa, mbar or Torr)
- Compact bench top model design can be easily mounted in a panel or 19 in. rack
- 0 to 10 V output signal from the gauge is available for use in PLC or with a chart recorder
- One free adjustable set point
- User selectable gauge PSG, PCG and MPG

#### APPLICATIONS

- For vacuum pressure measurement
- Pressure measurement on filling stations for RAC and automotive applications
- Pressure measurement in light bulb production lines
- General vacuum measurement and control in the medium and rough vacuum range



# PGD500

## ORDERING INFORMATION

Type	PGD500
Pirani Gauge Display	398-802

Accessories		Part no.
Sensor cable <sup>1)</sup>	1.3 m (4.27 ft.)	398-498
Seal with centering ring and filter	DN 16 ISO-KF	211-090
Adapter for rackmount 2HE / 3HE		398-499

<sup>1)</sup> Other lengths on request

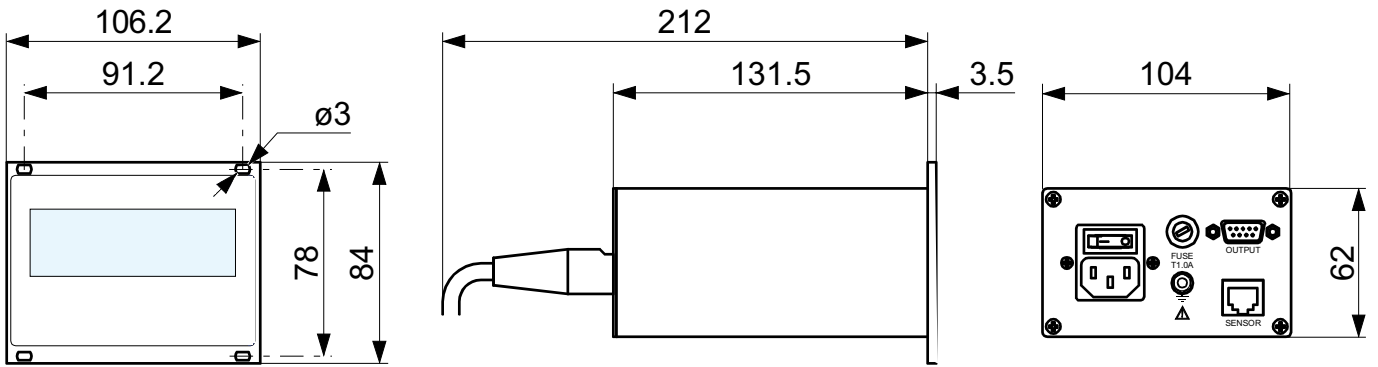
## SPECIFICATIONS

		PGD500
Measurement channels (sensors to connect)		1 (PSG5xx, PCG5xx or MPG series)
Display		LED
Range	Pa mbar	$5 \times 10^{-2} \dots 1 \times 10^5$ $5 \times 10^{-4} \dots 1000$
Measurement rate	1/s	30
Measurement unit (selectable)		Pascal, mbar, Torr
Setpoint		
Setpoint relay		1
Adjustment range		$1 \times 10^{-3} \dots 500$
Hysteresis		$\geq 10\%$ of measurement value
Relay contact		Floating changeover contact
Contact rating	V (ac) / A	50 / 5
Connector		D-Sub, 9 pin, male
Analog output	V	0 ... 10.3, sensor output signal
Power		
Supply	V (ac)	100 ... 240
Frequency	Hz	50 ... 60
Consumption	VA	$\leq 30$
Temperature		
Operation (ambience)	°C	+5 ... +50
Storage	°C	-20 ... 60
Relative humidity		$\leq 80\%$ up to +31°C Decreasing to 50% at +40°C
Degree of protection		IP20
Weight	kg	0.85

# PGD500

## DIMENSIONS

mm (in.)



## PGD500



## Pirani Gauge Enhanced - Passive

### PGE050

The INFICON Pirani Gauge Enhanced 050 (PGE050) is the passive version of our active convection enhanced Pirani gauges PGE300 and PGE500. Equipped with the same sensor technology, the PEG050 works in conjunction with our VGC031 passive gauge controller unit to produce the same higher accuracy readings in the measurement range between 100 to 1000 mbar. With its wider measuring range and higher accuracy, especially at lower pressures, the PGE050 is the first choice when replacing thermocouple gauges in your vacuum system. The rugged gauge and sensor design makes the PGE050 a high value/low cost of ownership choice and qualifies this gauge for many applications where an economical vacuum measurement from low to high vacuum range is required.



#### ADVANTAGES

- Convection Enhanced Pirani Technology for wide measurement range and higher accuracy near atmosphere
- Gold plated tungsten filament, platinum filament for enhanced corrosion resistance available on request
- Mechanical strength, highly robust and less susceptible to mechanical shock and vibration
- Choice of flange options
- Compliance & standards: CE, RoHS
- Direkt drop in replaces Granville-Phillips® Convectron® gauge sensor (same plug/ pinouts)
- PGE050 accepts Granville-Phillips® Convectron® controllers, cables and modules
- Ideal gauge sensor for upgrading your installed thermocouple gauges

#### APPLICATIONS

- For vacuum pressure measurement
- General vacuum measurement and control from low to the high vacuum range

*\*Granville-Phillips® and Mini-Convectron® are registered trademarks of MKS Instruments, Andover, MA*

# PGE050

## ORDERING INFORMATION

Type	PGE050 Tungsten gold-plated
DN 16 ISO-KF	352-500
DN 25 ISO-KF	352-501
DN 40 ISO-KF	352-502
DN 16 CF-R	352-503
DN 40 CF-R	352-504
4 VCR female	352-505
8 VCR female	352-506
1/8" NPT	352-507

## SPECIFICATIONS

Type	PGE050 Tungsten gold-plated						
Measurement range	<table border="0"> <tr> <td>mbar</td> <td><math>1.3 \times 10^{-4} \dots 1333</math></td> </tr> <tr> <td>Torr</td> <td><math>1 \times 10^{-4} \dots 1000</math></td> </tr> <tr> <td>Pa</td> <td><math>1.3 \times 10^{-2} \dots 133000</math></td> </tr> </table>	mbar	$1.3 \times 10^{-4} \dots 1333$	Torr	$1 \times 10^{-4} \dots 1000$	Pa	$1.3 \times 10^{-2} \dots 133000$
mbar	$1.3 \times 10^{-4} \dots 1333$						
Torr	$1 \times 10^{-4} \dots 1000$						
Pa	$1.3 \times 10^{-2} \dots 133000$						
Accuracy (N <sub>2</sub> ) <sup>1)</sup>							
$1.3 \times 10^{-4} \dots 1.3 \times 10^{-3}$ mbar	0.1 × 10 <sup>-3</sup> mbar resolution						
$1.3 \times 10^{-3} \dots 530$ mbar	% of reading ±10						
530 ... 1333 mbar	% of reading ±2.5						
$1 \times 10^{-4} \dots 1 \times 10^{-3}$ Torr	0.1 mTorr resolution						
$1 \times 10^{-3} \dots 400$ Torr	% of reading ±10						
400 ... 1000 Torr	% of reading ±2.5						
Repeatability (N <sub>2</sub> ) <sup>1)</sup>	% of reading ±2						
Temperature							
Operation (ambient)	°C 0 ... +50						
Bakeout <sup>2)</sup>	°C ≤150						
Materials exposed to vacuum	gold-plated tungsten, 304 & 316 stainless steel, glass, nickel, Teflon®						
Internal volume	cm <sup>3</sup> (in. <sup>3</sup> ) 26 (1.589)						
Internal surface area	cm <sup>2</sup> (in. <sup>2</sup> ) 59.7 (9.25)						
Weight	g (oz) 85 (3)						

<sup>1)</sup> typically

<sup>2)</sup> non-operating, with electronics cable detached

# PGE050

## DIMENSIONS

Dimension A	mm	(in)
DN 16 ISO-KF	33	(1.3)
DN 25 ISO-KF	33	(1.3)
DN 40 ISO-KF	33	(1.3)
DN 16 CF-R	27.4	(1.08)
DN 40 CF-R	37.3	(1.47)
4 VCR female	47.2	(1.86)
8 VCR female	44.5	(1.75)
1/8" NPT	25.4	(1)

mm (in.)



## PGE050

## Vacuum Gauge Controller - Passive

### VGC031

The INFICON Vacuum Gauge Controller VGC031 is designed for use in conjunction with the INFICON Pirani Gauge Enhanced 050 (PGE050) and acts as a convenient power supply, control and readout. VGC031 and PGE050 are a flexible combination to monitor your vacuum system in the range from  $1.3 \times 10^{-4}$  up to 1333 mbar ( $1 \times 10^{-4}$  up to 1000 Torr). The VGC031 with its space saving panel mount housing supports a variety of technical features as 2 set point relays, 4 user selectable analog outputs and offers additionally RS232 / RS485 digital interfaces. The bright, sharp and clear OLED display with the integrated keypad user interface rounds out this user friendly vacuum gauge controller package. The rugged industrial design makes the VGC031 in combination with the convection enhanced PGE050 gauge sensor a very good choice for many vacuum applications where economical vacuum measurement from low to high vacuum range is required.



#### ADVANTAGES

- Displays and controls wide measurement range from  $1.3 \times 10^{-4}$  up to 1333 mbar ( $1 \times 10^{-4}$  up to 1000 Torr).
- Bright digital OLED display with keypad for simple set up and operation
- 4 user selectable analog output signals
- 2 set point relays
- RS232 / RS485 digital interface
- Space saving design - 1/8-Din panel mount housing for rack mount installation or as standalone unit
- Powered through user supplied 12 to 28 V (dc) or by INFICON's VGC031 Power Supply
- Compliance & standards: CE, RoHS
- VGC031 controller and PGE050 convection enhanced vacuum gauge sensor and cable can direct drop in replace Granville-Phillips® 375 and 475 controllers and 275 Convectron® gauge sensors and gauge cable (Remote interface, relay and power connectors are different)

#### APPLICATIONS

- For vacuum pressure measurement
- General vacuum measurement and control from low to the high vacuum range

## VGC031

*\*Granville-Phillips® and Mini-Convectron® are registered trademarks of MKS Instruments, Andover, MA*

# VGC031

## ORDERING INFORMATION

Type	VGC031
	399-570

Accessories	VGC031
Power supply for VGC031 <sup>1)</sup>	399-575
Cable VGC031 to PGE050 in m (ft) <sup>2)</sup>	
3 (10)	399-580
8 (25)	399-581
15 (50)	399-582
Mating connector kit for PGE050	399-591
Input power:	V (ac) 100 ... 240
Output power:	V (dc) +24
Cable length:	m (ft.) 2 (6)

<sup>1)</sup> The IEC 60320 AC power entry receptacle allows use with any user supplied AC mains cord set available worldwide

<sup>2)</sup> Other lengths on request



# VGC031


## SPECIFICATIONS

Type		VGC031
Measurement channels		1
Display		OLED
Display update rate	1/s	0.5s
Connectable gauge with display range		
PGE050 (see PGE050)	mbar	$1.3 \times 10^{-4} \dots 1333$
	Torr	$1 \times 10^{-4} \dots 1000$
	Pa	$1.3 \times 10^2 \dots 133000$
Connector		
Gauge		9-pin D-Sub female <sup>1)</sup>
Analog output, serial interface		9-pin D-Sub male
Relay outputs		6-pin pluggable terminal block <sup>2)</sup>
Power		2-pin pluggable terminal block <sup>2)</sup>
Measurement unit (selectable)		mbar, Torr, Pa
Setpoint relay		2 (single-pole double-throw relays (SPDT)) 1 A at 30 V (dc) resistive, or V (ac) non-inductive
Analog output		
Range (selectable)	V (dc)	0 ... 7 or 1 ... 8 (log-linear, 1 V/decade)
	V (dc)	0 ... 10 (linear)
	V (dc)	0.375 ... 5.659 (non-linear S-curve)
	V (dc)	0 ... 9 (non-linear S-curve)
Interface (digital)		RS232, RS485
Supply voltage	V (dc)	+12 ... +28 <sup>3)</sup>
Temperature		
Operation (ambient)	°C	0 ... 40
Storage	°C	-40 ... +70
Housing		1/8-DIN panel-mount enclosure (aluminum extrusion)
Weight	g	250 (9)

- <sup>1)</sup> mating connector provided as part of the gauge cable
- <sup>2)</sup> mating connector included
- <sup>3)</sup> 2 W protected against power reversal and transient over-voltages

## DIMENSIONS

mm (in.)





## Bayard Alpert Vacuum Gauge Heads - Passive

# BAG050, BAG051, BAG052, BAG053, BAG055

The INFICON Bayard-Alpert passive vacuum gauge heads BAG050, BAG051, BAG052, BAG053 and BAG055 are designed for use with the INFICON Vacuum Gauge Controller VGC083A & VGC083B. Yttria coated iridium filaments are offered for general vacuum applications in air and inert gases such as N<sub>2</sub> and argon. Select tungsten filaments for gases that are not compatible with yttria coated iridium filaments. BAG05x gauges may also be operated with compatible vacuum gauge controllers from other manufacturers. The INFICON passive Bayard-Alpert ionization vacuum gauges (BAG05x) are offered in four different configurations:

- BAG050 is a EB-degas UHV nude ionization vacuum gauge capable of pressure measurement as low as  $2 \times 10^{-11}$  Torr.
- BAG051 is a resistive degas (I<sup>2</sup>R) nude ionization vacuum gauge capable of pressure measurement as low as  $4 \times 10^{-10}$  Torr.
- BAG052 and BAG053 are resistive degas (I<sup>2</sup>R) glass enclosed ionization vacuum gauges capable of pressure measurement as low as  $4 \times 10^{-10}$  Torr.
- BAG055 is a EB-degas UHV nude ionization vacuum gauge capable of pressure measurement as low as  $1 \times 10^{-9}$  Torr.



### ADVANTAGES

- Reliable and proven gauge head design
- Drop in for most nude hot ion gauge heads
- Wide range of emission currents (100  $\mu$ A to 10 mA)
- Available with single / dual yttria coated iridium and dual tungsten filament cathode assemblies
- Degas: All models can be degased using EB (electron bombardment). BAG051, BAG052 and BAG053 can also be degased using resistive degas (I<sup>2</sup>R)

### APPLICATIONS

- UHV and research
- Industrial coating
- General vacuum measurement and control in the low to ultra high vacuum range

# BAG050, BAG051, BAG052, BAG053, BAG055

## ORDERING INFORMATION

### BAG050

BA nude EB-degas, DN40CF, dual iridium filament (Ir)	399-720
BA nude EB-degas, DN40CF, dual tungsten filament (W)	399-721
Spare dual iridium filament (Ir)	399-730
Spare dual tungsten filament (W)	399-731



### BAG051

BA nude I <sup>2</sup> R, DN40CF, single iridium filament (Ir)	399-725
BA nude I <sup>2</sup> R, DN40CF, dual iridium filament (Ir)	399-726
BA nude I <sup>2</sup> R, DN40CF, dual tungsten filament (W)	399-727
Spare V-iridium filament (Ir)	399-735
Spare dual iridium filament (Ir)	399-736
Spare dual tungsten filament (W)	399-737



### BAG052

BA glass I <sup>2</sup> R, 3/4" Kovar metal inlet port, single iridium filament (Ir)	399-740
BA glass I <sup>2</sup> R, 1" Kovar metal inlet port, single iridium filament (Ir)	399-741
BA glass I <sup>2</sup> R, 3/4" glass inlet port, single iridium filament (Ir)	399-742
BA glass I <sup>2</sup> R, 1" glass inlet port, single iridium filament (Ir)	399-743
BA glass I <sup>2</sup> R, DN 25 ISO-KF, single iridium filament (Ir)	399-744
BA glass I <sup>2</sup> R, DN 40 ISO-KF, single iridium filament (Ir)	399-745
BA glass I <sup>2</sup> R, DN 16 ISO-CF, single iridium filament (Ir)	399-746
BA glass I <sup>2</sup> R, DN 40 ISO-CF, single iridium filament (Ir)	399-747



### BAG053

BA glass I <sup>2</sup> R, 3/4" Kovar metal inlet port, dual tungsten filament (W)	399-750
BA glass I <sup>2</sup> R, 1" Kovar metal inlet port, dual tungsten filament (W)	399-751
BA glass I <sup>2</sup> R, 3/4" glass inlet port, dual tungsten filament (W)	399-752
BA glass I <sup>2</sup> R, 1" glass inlet port, dual tungsten filament (W)	399-753
BA glass I <sup>2</sup> R, DN 25 ISO-KF, dual tungsten filament (W)	399-754
BA glass I <sup>2</sup> R, DN 40 ISO-KF, dual tungsten filament (W)	399-755
BA glass I <sup>2</sup> R, DN 16 ISO-CF, dual tungsten filament (W)	399-756
BA glass I <sup>2</sup> R, DN 40 ISO-CF, dual tungsten filament (W)	399-757



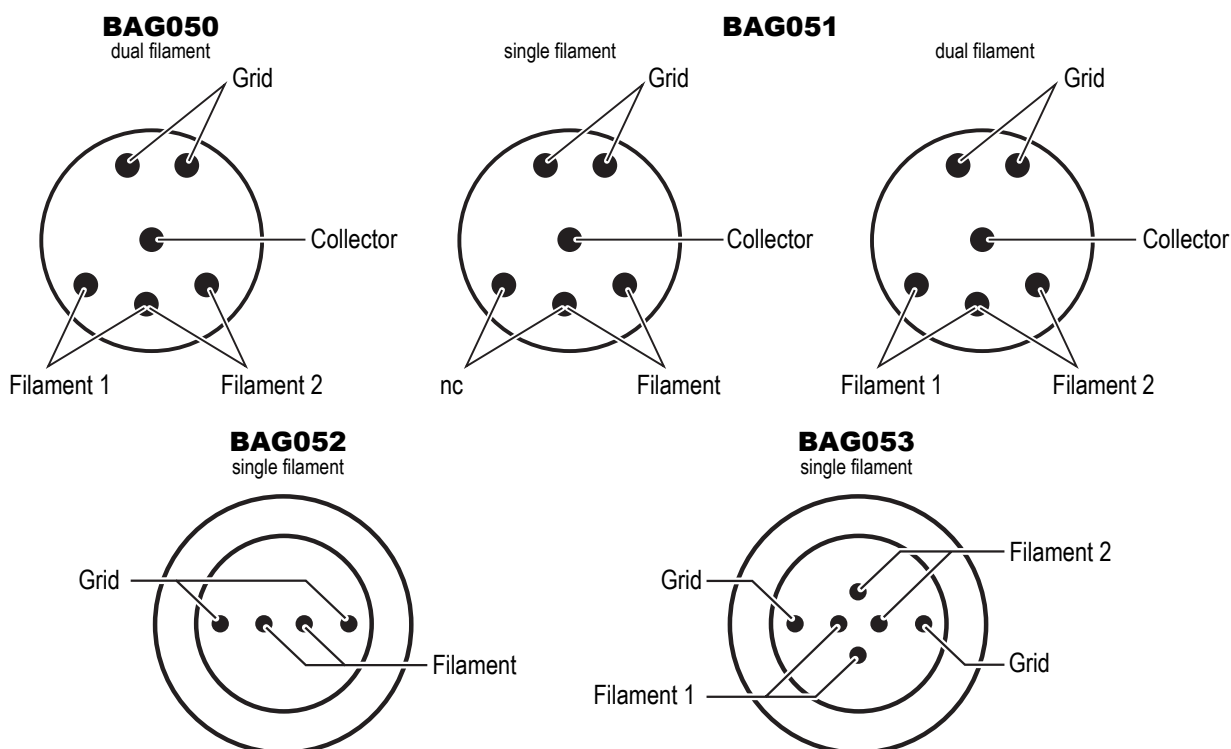
### BAG055

BA EB-degas, 3/4" tube, Yt <sub>2</sub> O <sub>3</sub> coated dual iridium filament (Ir)	399-760
BA EB-degas, DN 16 ISO-KF, Yt <sub>2</sub> O <sub>3</sub> coated dual iridium filament (Ir)	399-761
BA EB-degas, DN 25 ISO-KF, Yt <sub>2</sub> O <sub>3</sub> coated dual iridium filament (Ir)	399-762
BA EB-degas, DN 40 ISO-KF, Yt <sub>2</sub> O <sub>3</sub> coated dual iridium filament (Ir)	399-763
BA EB-degas, DN 16 CF-R, Yt <sub>2</sub> O <sub>3</sub> coated dual iridium filament (Ir)	399-764
BA EB-degas, DN 40 CF-R, Yt <sub>2</sub> O <sub>3</sub> coated dual iridium filament (Ir)	399-765
BA EB-degas, 8 VCR female, Yt <sub>2</sub> O <sub>3</sub> coated dual iridium filament (Ir)	399-766



# BAG050, BAG051, BAG052, BAG053, BAG055

## ELECTRICAL CONNECTION



## SPECIFICATIONS (TORR BASED STANDARD PRODUCTS)

Typ		BAG050	BAG051	BAG052	BAG053	BAG055
Measurement range	mbar	$2.7 \times 10^{-11} \dots 1.3 \times 10^{-3}$		$5.3 \times 10^{-10} \dots 1.3 \times 10^{-3}$		$1.3 \times 10^{-9} \dots 6.7 \times 10^{-2}$
	Torr	$2 \times 10^{-11} \dots 1 \times 10^{-3}$		$4 \times 10^{-10} \dots 1 \times 10^{-3}$		$1 \times 10^{-9} \dots 5 \times 10^{-2}$
	Pa	$2.7 \times 10^{-9} \dots 1.3 \times 10^{-1}$		$5.3 \times 10^{-8} \dots 1.3 \times 10^{-1}$		$1.3 \times 10^{-7} \dots 6.7 \times 10^{-2}$
Accuracy (N <sub>2</sub> ) <sup>1)</sup>	%	+20		+20		+15 <sup>2)</sup>
Repeatability (N <sub>2</sub> ) <sup>1)</sup>	%	+5		+5		+5 <sup>2)</sup>
X-ray limit	Torr	$2 \times 10^{-11}$		$4 \times 10^{-10}$		$5 \times 10^{-10}$
Sensitivity (N <sub>2</sub> )	Torr	25 <sup>-1</sup>		10 <sup>-1</sup>		10 <sup>-1</sup> nominal
Degas						
EB <sup>1)</sup>	W	≤40	70 nominal, ≤100	≤100	≤100	≤3
I <sup>2</sup> R <sup>2)</sup>	V (ac)	—	6.3 ... 7.5 V (ac) at 10 A	6.3 ... 7.5 V (ac) at 10 A	6.3 ... 7.5 V (ac) at 10 A	—
Filament						
Current	A	2.5 ... 3.5		4 ... 6		2 ... 2.5
Voltage	V (dc)	3 ... 5		3 ... 5		1.5 ... 2
Potential	V (dc)	+30		+30		+30
Grid potential	V (dc)			+180		
Collector potential	V			0		
Bakeout temperature	°C	450		450		200
Collector		tungsten (W), ø0.005"		tungsten (W), ø0.010"		tungsten (W), ø0.010"

<sup>1)</sup> typically

<sup>2)</sup>  $1.3 \times 10^{-8} \dots 6.7 \times 10^{-2}$  mbar (  $1 \times 10^{-8} \dots 5 \times 10^{-2}$  Torr)

<sup>3)</sup> Depending on flange

<sup>4)</sup> Stainless steel

<sup>5)</sup> For corresponding cables to connect gauge with the VGC083x controller please check VGC083x Data Sheet tiba59e1 or VGC083x Operating Manual tinb29e1

## BAG050, BAG051, BAG052, BAG053, BAG055

Typ	BAG050	BAG051	BAG052	BAG053	BAG055	
Filament	dual yttria coated iridium or dual tungsten	single/dual yttria coated iridium or dual tungsten	single hairpin type yttria coated iridium	dual tungsten	dual yttria coated iridium	
Grid	photo etched closed end SS <sup>3)</sup> cage grid	non-sag double helical 0.025" tungsten grid			etched SS	
Insulator	ceramic	ceramic	glass to metal	glass to metal	glass	
Glass envelope	—	—	Ø2 ¼" x 5" long	Ø2 ¼" x 5" long	—	
Mounting orientation	any					
Length						
Overall	in	4 1/8	4 1/8	6	6	2.7 ... 3.8 <sup>3)</sup>
Insertion	in	3	3	—	—	—
Flange material	SS 304 <sup>4)</sup>	SS 304 <sup>4)</sup>	glass Nonex 7720	glass Nonex 7720	SS 304 <sup>4)</sup>	
Compatible INFICON controller <sup>5)</sup>	VGC083A (PN 399-700)		VGC083B (PN 399-701)		VGC083A (PN 399-700)	

<sup>1)</sup> typically

<sup>2)</sup>  $1.3 \times 10^{-8} \dots 6.7 \times 10^{-2}$  mbar (  $1 \times 10^{-8} \dots 5 \times 10^{-2}$  Torr)

<sup>3)</sup> Depending on flange

<sup>4)</sup> Stainless steel

<sup>5)</sup> For corresponding cables to connect gauge with the VGC083x controller please check VGC083x Data Sheet tiba59e1 or VGC083x Operating Manual tinb29e1

## Inverted Magentron Heads - Passive

### MAG050, MAG060

The INFICON passive Cold Cathode Heads MAG050 and MAG060 are designed for use with the INFICON Vacuum Gauge Controller VGC083C. They are constructed of a compact metal design resulting in a simple yet rugged gauge suitable for numerous industrial applications. Gauge Head MAG050 utilizes an elastomer internal seal while the MAG060 uses a metal seal allowing pressure measurements in the UHV range. The Gauge Head assembly can be easily disassembled and cleaned allowing long term use with minimal down time. A Gauge Head ignition aid mounted on the anode improves the time it takes to set the Cold Cathode Gauge Head on.

MAG050 measures low as  $2 \times 10^{-9}$  hPa | mbar and MAG060 down to  $1 \times 10^{-10}$  hPa | mbar.

The MAG050 is made for industrial use in different applications and bakeable to 150°C.

The MAG060 is made for R&D applications down to  $1 \times 10^{-10}$  hPa | mbar and bakeable up to 250°C and radiation resistant.

#### ADVANTAGES

- Reliable and proven gauge head design
- Bakeable to 150°C (MAG050) or 250°C (MAG060)
- Good ignition properties
- Corrosion resistant with ceramic feedthrough
- MAG060 radiation resistant design
- Easy to maintain



# MAG050, MAG060

## ORDERING INFORMATION

Type	MAG050	MAG060
DN 25 ISO-KF	399-840	-
DN 40 ISO-KF	399-841	399-845
DN 40 CF-F	399-842	399-846

Accessories	MAG050/060 250°C	MAG050/060 80°C
Cable to VGC083C		
3 m (9.0 ft)	399-830	399-820
8 m (25.0 ft)	399-831	399-821
15 m (50.0 ft)	399-832	399-822

## SPECIFICATIONS

Type		MAG050 FPM sealed	MAG060 metal sealed
Measurement system		cold cathode ionization measurement system (according to the inverted magnetron principle)	
Measurement range (air N <sub>2</sub> )	hPa   mbar	$2 \times 10^{-9} \dots 5 \times 10^{-3}$	$1 \times 10^{-10} \dots 5 \times 10^{-3}$
Accuracy (N <sub>2</sub> typical)	% of reading	30 <sup>1)</sup>	
Repeatability (typical)	% of reading	5	
Overpressure	kPa (bar)	≤900 (9)	
Mounting orientation		any	
Admissible temperature			
Operation			
with normal cable	°C	+5 ... +80	+5 ... +80
with high temperature cable	°C	+5 ... +150	+5 ... +250
Bakeout	°C	150	250
Storage	°C	-40 ... +80	-40 ... +80
Relative humidity		max. 80 % at temperature up to +31°C, decreasing to 50 % at +45°C	
Use		indoors only, altitude up to 2000m	
Radiation resistance	rad	—	10 <sup>9</sup>
Operating voltage (in measuring chamber)	kV	≤3.3	
Operating voltage (in measuring chamber)	μA	≤700	
Electrical connection		SHV	
Connector		SHV	
Type		coaxial cable	
Cable length between gauge & measurement unit	m	≤100 ≤40, if the lower limit of the measurement range is used	≤100 ≤6, if the lower limit of the measurement range is used
Materials exposed to vacuum		stainless steel, Al <sub>2</sub> O <sub>3</sub> , FPM, Mo	stainless steel, Al <sub>2</sub> O <sub>3</sub> , Ag, Mo
Internal volume	cm <sup>3</sup>	20	
Weight			
DN 25 ISO-KF	g	600	—
DN 40 ISO-KF	g	600	600
DN 40 CF-F	g	850	850

<sup>1)</sup> When used with VGC083C

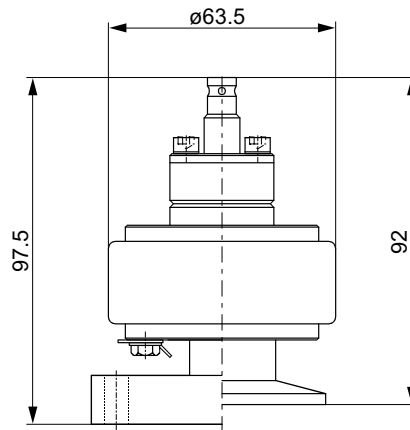
# MAG050, MAG060

Type		MAG050 FPM sealed	MAG060 metal sealed
CE compliance <sup>1)</sup>	EMC	2014/30/EU, EN61000-6-2, EN61000-6-4, EN61326-1	
	Safety		EN61010-1
	RoHS		2011/65/EU

<sup>1)</sup> When used with VGC083C

## DIMENSIONS

mm (in.)



## MAG050, MAG060



## Vacuum Gauge Controller - Passive

# VGC083A, VGC083B, VGC083C

The INFICON Vacuum Gauge Controller VGC083 is designed for use with passive gauge heads BAG05x or MAG0x0 and PGE050 in a fixed combination of two PGE050 gauges and one BAG05x or MAG0x0 gauge. The VGC083 controls and monitors vacuum pressure from ATM down to  $2.7 \times 10^{-11}$  hPa | mbar using the BAG and PGE gauges. Six (6) single-pole relays assignable to any of the gauge heads along with RS232 and RS485 interfaces aid in system integration. The rugged industrial design of the VGC083 in combination with the passive gauge heads provide a reliable and economical system for vacuum applications requiring a wide vacuum measurement range.



### ADVANTAGES

- Simple operation with special OLED display for parameter, sensor or general settings with softkeys
- Very bright and clear LED display for long distance vacuum pressure read-out
- Three analog outputs, user assignable to any of the gauges
- Degas electron bombardment or I<sup>2</sup>R resistive heating for gauge conditioning depending on gauge head type
- Remote digital I/O sensor & emission on/off
- Sensor 1 can be automatically turned on/off from sensor 2 or 3
- Three definable setpoints per channel with adjustable hysteresis
- RS232 / RS485 serial communication
- 6 assignable single-pole double through setpoint relays
- Ion gauge overpressure protection
- Alternative active gauge use
- User selectable filament
- Direct drop in replaces Granville-Phillips® 307 Bayard-Alpert Gauge Controller

# VGC083A, VGC083B, VGC083C

## ORDERING INFORMATION

Type	VGC083A	VGC083B	VGC083C
Vacuum Gauge Controller	399-700	399-701	399-702
Power supply VGC083x	399-710	399-710	399-711
Rack mount adapter one VGC083x	-	399-714	-
Rack mount adapter two VGC083x	-	399-715	-

Accessories	BAG050 200 °C	BAG050 50 °C	BAG055 50 °C	PGE050 50 °C
Cable to VGC083A for				
3 m (9.0 ft)	399-770	399-780	399-810	399-580
8 m (25.0 ft)	399-771	399-781	399-811	399-581
15 m(50.0 ft)	399-772	399-782	399-812	399-582

Other lengths on request

	BAG051 200 °C	BAG051 50 °C	BAG052/053 50 °C	PGE050 50 °C
Cable to VGC083B for				
3 m (9.0 ft)	399-770	399-780	399-790	399-580
8 m (25.0 ft)	399-771	399-781	399-791	399-581
15 m(50.0 ft)	399-772	399-782	399-792	399-582

Other lengths on request

	MAG050/060 200 °C	MAG050/060 80 °C	PGE050 50 °C
Cable to VGC083C for			
3 m (9.0 ft)	399-830	399-820	399-580
8 m (25.0 ft)	399-831	399-821	399-581
15 m(50.0 ft)	399-832	399-822	399-582

Other lengths on request

## CONNECTABLE GAUGES

BAG050 Hot Ion Gauge	VGC083A	VGC083B	VGC083C
BA nude EB-degas, DN 40 CF, dual iridium filament (Ir)	399-720	-	-
BA nude EB-degas, DN 40 CF, dual tungsten filament (W)	399-721	-	-

BAG051 Hot Ion Gauge	VGC083A	VGC083B	VGC083C
BA nude I <sup>2</sup> R, DN 40 CF, single iridium filament (Ir)	-	399-725	-
BA nude I <sup>2</sup> R, DN 40 CF, dual iridium filament (Ir)	-	399-726	-
BA nude I <sup>2</sup> R, DN 40 CF, dual tungsten filament (W)	-	399-727	-
	-		

BAG052 Hot Ion Gauge	VGC083A	VGC083B	VGC083C
BA glass I <sup>2</sup> R, ¾" Kovar metal inlet port, single iridium filament (Ir)	-	399-740	-
BA glass I <sup>2</sup> R, 1" Kovar metal inlet port, single iridium filament (Ir)	-	399-741	-
BA glass I <sup>2</sup> R, ¾" glass inlet port, single iridium filament (Ir)	-	399-742	-
BA glass I <sup>2</sup> R, 1" glass inlet port, single iridium filament (Ir)	-	399-743	-
BA glass I <sup>2</sup> R, DN 25 ISO-KF, single iridium filament (Ir)	-	399-744	-
BA glass I <sup>2</sup> R, DN 40 ISO-KF, single iridium filament (Ir)	-	399-745	-
BA glass I <sup>2</sup> R, DN 16 CF, single iridium filament (Ir)	-	399-746	-

## VGC083A, VGC083B, VGC083C

<b>BAG052 Hot Ion Gauge</b>	<b>VGC083A</b>	<b>VGC083B</b>	<b>VGC083C</b>
BA glass I <sup>2</sup> R, DN 40 CF, single iridium filament (Ir)	–	399-747	–
<b>BAG053 Hot Ion Gauge</b>	<b>VGC083A</b>	<b>VGC083B</b>	<b>VGC083C</b>
BA glass I <sup>2</sup> R, ¾" Kovar metal inlet port, dual tungsten filament (W)	–	399-750	–
BA glass I <sup>2</sup> R, 1" Kovar metal inlet port, dual tungsten filament (W)	–	399-751	–
BA glass I <sup>2</sup> R, ¾" glass inlet port, dual tungsten filament (W)	–	399-752	–
BA glass I <sup>2</sup> R, 1" glass inlet port, dual tungsten filament (W)	–	399-753	–
BA glass I <sup>2</sup> R, DN 25 ISO-KF, dual tungsten filament (W)	–	399-754	–
BA glass I <sup>2</sup> R, DN 40 ISO-KF, dual tungsten filament (W)	–	399-755	–
BA glass I <sup>2</sup> R, DN 16 CF, dual tungsten filament (W)	–	399-756	–
BA glass I <sup>2</sup> R, DN 40 CF, dual tungsten filament (W)	–	399-757	–
<b>BAG055 Hot Ion Gauge</b>	<b>VGC083A</b>	<b>VGC083B</b>	<b>VGC083C</b>
BA, ¾" tube, Yt <sub>2</sub> O <sub>3</sub> coated single iridium filament (Ir)	399-760	–	–
BA, DN 16 ISO-KF, Yt <sub>2</sub> O <sub>3</sub> coated single iridium filament (Ir)	399-761	–	–
BA, DN 25 ISO-KF, Yt <sub>2</sub> O <sub>3</sub> coated single iridium filament (Ir)	399-762	–	–
BA, DN 40 ISO-KF, Yt <sub>2</sub> O <sub>3</sub> coated single iridium filament (Ir)	399-763	–	–
BA, DN 16 CF-R, Yt <sub>2</sub> O <sub>3</sub> coated single iridium filament (Ir)	399-764	–	–
BA, DN 40 CF-R, Yt <sub>2</sub> O <sub>3</sub> coated single iridium filament (Ir)	399-765	–	–
BA, 8 VCR female, Yt <sub>2</sub> O <sub>3</sub> coated single iridium filament (Ir)	399-766	–	–
<b>PGE050 Pirani Gauge Enhanced</b>	<b>VGC083A</b>	<b>VGC083B</b>	<b>VGC083C</b>
Pirani Gauge, DN 16 ISO-KF, tungsten filament (W)	352-500	352-500	352-500
Pirani Gauge, DN 25 ISO-KF, tungsten filament (W)	352-501	352-501	352-501
Pirani Gauge, DN 40 ISO-KF, tungsten filament (W)	352-502	352-502	352-502
Pirani Gauge, DN 16 CF-R, tungsten filament (W)	352-503	352-503	352-503
Pirani Gauge, DN 40 CF-R, tungsten filament (W)	352-504	352-504	352-504
Pirani Gauge, 4 VCR female, tungsten filament (W)	352-505	352-505	352-505
Pirani Gauge, 8 VCR female, tungsten filament (W)	352-506	352-506	352-506
Pirani Gauge, 1/8" NPT, tungsten filament (W)	352-507	352-507	352-507
<b>MAG050 Cold Cathode Gauge</b>	<b>VGC083A</b>	<b>VGC083B</b>	<b>VGC083C</b>
Cold Cathode Gauge, DN 25 ISO-KF, FPM sealed	–	–	399-840
Cold Cathode Gauge, DN 40 ISO-KF, FPM sealed	–	–	399-841
Cold Cathode Gauge, DN 40 CF-F, FPM sealed	–	–	399-842
<b>MAG060 Cold Cathode Gauge</b>	<b>VGC083A</b>	<b>VGC083B</b>	<b>VGC083C</b>
Cold Cathode Gauge, DN 40 ISO-KF, metal sealed	–	–	399-845
Cold Cathode Gauge, DN 40 CF-F, metal sealed	–	–	399-846

# VGC083A, VGC083B, VGC083C

## CONTROLLER CONFIGURATION

### VGC083A



BAG050

OR



BAG055

PLUS



2 x PGE050

### VGC083B



BAG051

OR



BAG052  
BAG053

PLUS



2 x PGE050

### VGC083C



BAG050

OR



BAG055

PLUS



2 x PGE050

## SPECIFICATIONS

Type		VGC083A	VGC083B	VGC083C
Measurement channels		3	3	3
Display		LED - 3 independent pressure display channels		
Pressure indication		LED - 3 independent pressure display channels		
Programming & set-up screen		OLED		
Connectable gauges with display range				
PGE050	hPa   mbar	$1.3 \times 10^{-4} \dots 1333$	$1.3 \times 10^{-4} \dots 1333$	$1.3 \times 10^{-4} \dots 1333$
	Torr	$1 \times 10^{-4} \dots 1000$	$1 \times 10^{-4} \dots 1000$	$1 \times 10^{-4} \dots 1000$
BAG050	hPa   mbar	$2 \times 10^{-11} \dots 1.3 \times 10^{-3}$	-	-
	Torr	$2 \times 10^{-11} \dots 1 \times 10^{-3}$	-	-
BAG051	hPa   mbar	-	$4 \times 10^{-10} \dots 1333$	-
	Torr	-	$4 \times 10^{-10} \dots 1000$	-
BAG052, BAG053	hPa   mbar	-	$4 \times 10^{-10} \dots 1333$	-
	Torr	-	$4 \times 10^{-10} \dots 1000$	-
BAG055	hPa   mbar	$1.3 \times 10^{-9} \dots 6.7 \times 10^{-2}$	-	-
	Torr	$1 \times 10^{-9} \dots 5 \times 10^{-2}$	-	-
MAG050	hPa   mbar	-	-	$2 \times 10^{-9} \dots 5 \times 10^{-3}$
	Torr	-	-	$1.5 \times 10^{-9} \dots 3.75 \times 10^{-3}$
MAG060	hPa   mbar	-	-	$1 \times 10^{-10} \dots 5 \times 10^{-3}$
	Torr	-	-	$0.75 \times 10^{-10} \dots 3.75 \times 10^{-3}$
Sensor 1 over pressure protection (turns hot ion gauge off at the following actory default settings)		$1 \times 10^{-3}$ Torr at 100 $\mu$ A emission current $5 \times 10^{-4}$ Torr at 4 $\mu$ A emission current $1 \times 10^{-4}$ Torr at 10 $\mu$ A emission current		cold ion

1) Gauge cable assemblies provided by INFICON  
 2) Command protocol compatibility with GP307  
 3) When used with BAG050, BAG051, BAG052, BAG053  
 4) When used with BAG055

# VGC083A, VGC083B, VGC083C

Type		VGC083A	VGC083B	VGC083C
<b>Connectors</b>				
BAG supply		CPC <sup>1)</sup>	CPC <sup>1)</sup>	
BAG col		BNC <sup>1)</sup>	BNC <sup>1)</sup>	
MAG				SHV
PGE050		D-sub, 9 p-pin female	D-sub, 9 p-pin female	D-sub, 9 p-pin female
Remote digital I/O		D-sub, 9 p-pin male	D-sub, 9 p-pin male	D-sub, 9 p-pin male
RS232		D-sub, 9 p-pin female	D-sub, 9 p-pin female	D-sub, 9 p-pin female
RS485		D-sub, 9 p-pin male	D-sub, 9 p-pin male	D-sub, 9 p-pin male
Analog out		2 pole pluggable	2 pole pluggable	2 pole pluggable
Analog in		3 pole pluggable	3 pole pluggable	3 pole pluggable
Relay		each 3 pole pluggable	each 3 pole pluggable	each 3 pole pluggable
DC power		3 pole pluggable	3 pole pluggable	3 pole pluggable
		terminal block, mating connectors included	terminal block, mating connectors included	terminal block, mating connectors included
Measurement unit (selectable)		hPa   mbar (default), Torr, Pa		
Setpoint relays		6 single-pole double-throw relays (SPDT), user assignable to any of the gauges		
Contact rating		5 A at 30 V (dc), 5 A at 250 V (ac), resistive load		
<b>BAG &amp; Combination analog output</b>				
BAG	V (dc)	0 ... 9 (log-linear, 1 V/decade)		-
	V (dc)	1.7 ... 9.3 (nominal 1.8 8.7 (log-linear, 0.8 V/decade)		-
	V (dc)	0 ... 10 (linear, usable over 3 decades)		-
Combination BAG & PGE	V (dc)	0.5 ... 7 (log-linear, 0.5 V/decade)		-
PGE analog output	V(dc)	1 ... 8 (log-linear, 1 V/decade)		
	V(dc)	0 ... 7 (log-linear, 1 V/decade)		
	V(dc)	0 ... 10 (linear, usable over 3 decades)		
	V(dc)	0.375 ... 5.659 (non-linear, S-curve usable over 3 decades)		
Interface (digital)		RS232, RS485 <sup>2)</sup>		
Supply voltage (external)	V (dc)	+20 ... +28, 200 W <sup>3)</sup> / 36W <sup>4)</sup>	+20 ... +28, 200 W	+20 ... +28, 12W
Operation temperature (ambiance)	°C		+0 ... +40	
Storage temperature	°C		-40 ... +70	
Humidity		0 ... 95% relative humidity, non-condensing		
Housing		aluminum housing		
Weight	kg	0.7 / 1.7		

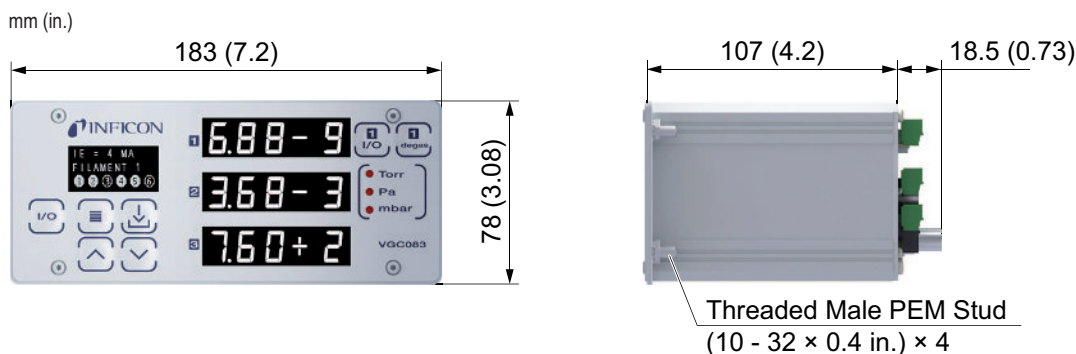
<sup>1)</sup> Gauge cable assemblies provided by INFICON

<sup>2)</sup> Command protocol compatibility with GP307

<sup>3)</sup> When used with BAG050, BAG051, BAG052, BAG053

<sup>4)</sup> When used with BAG055


## DIMENSIONS



## VGC083A, VGC083B, VGC083C

### OPTIONAL RACK MOUNT ADAPTER FOR ONE VGC083A, VGC083B, VGC083C

Optional rack mount adapter panel (aluminum – power paint finish) for installation of one VGC083x as a left-mount or a right-mount in a 2U, 19 inch wide rack.



### OPTIONAL RACK MOUNT ADAPTER FOR TWO VGC083A, VGC083B

Optional rack mount adapter panel (aluminum – power paint finish) for installation of two VGC083x side-by-side in a 2U, 19 inch wide rack.



## Vacuum Switch

# VSA100A

The pressure switch VSA100A is used as a safety switch in vacuum systems. For example, to automatically interrupt the gas supply when venting vacuum systems with a purge gas at a pressure of 6 mbar below atmospheric pressure.

At a differential pressure of 6 mbar resp. return switching pressure of 3 mbar below atmospheric pressure, an elastic diaphragm actuates a changeover contact which in turn may be used to switch directly any ancillary equipment.

The electrical connections are protected by a plastic cover.

### ADVANTAGES

- Reliable and budget-priced vacuum switch
- Long service life
- Rugged design
- Easy to integrate
- IP 44 protection
- Can be connected to a programmable control

### APPLICATIONS

- Control of load lock chambers
- Safety shutdown of vacuum systems



# VSA100A

## ORDERING INFORMATION

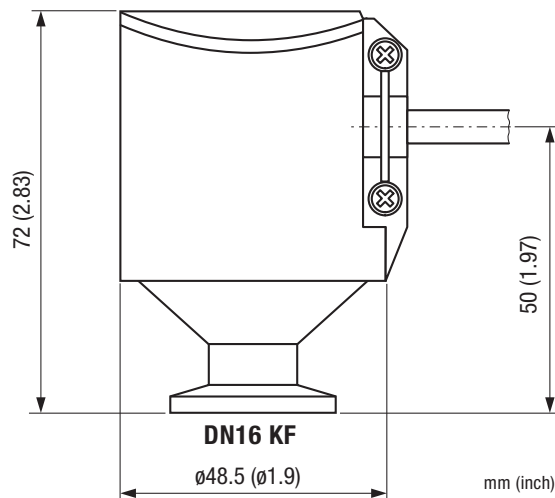
Type	VSA100A
DN 16 ISO-KF, complete with 3 m (9.9 ft.) cable	399-001

## SPECIFICATIONS

VSA100A		
Switching pressure	mbar	6 ± 2 (below atmosphere)
Back switching	mbar	3 ± 2 (below atmosphere)
Operating pressure (absolute)	bar	<2
Helium permeation	mbar l/s	<10 <sup>-6</sup>
Leak rate	mbar l/s	<5 × 10 <sup>-8</sup>
Temperature		
Operation	°C	0 ... +85
Storage	°C	-20 ... +85
Switching contacts (gold plated)		Change over contact
Voltage max.	V (dc) / V (ac)	24/24
Current max.	mA	30 (24 V (dc)) / 100 (24 V (ac))
Load min.	mA	1
Electrical connector		Cable, bare wire
Cable length, standard	m (ft.)	3 (9.9)
Vacuum connection		DN 16 ISO-KF
Protective type		IP 44
Mounting orientation		Vertical (standing)
Internal volume	cm <sup>3</sup> (in. <sup>3</sup> )	2 (0.122)
Materials exposed to vacuum		Stainless steel 1.4305, EPDM, PTFE (Teflon)
Weight	g	315

**Technical Note:** Due to the diaphragm material used (EPDM), the Vacuum Switch VSA100A is not suited for applications in which the process gas contains large quantities of helium. The leak rate of the diaphragm for helium is <10<sup>-6</sup> mbar l/s.

## DIMENSIONS





## Vacuum Switch

# VSA200, VSD200

INFICON Vacuum Switches are designed for accurate and reliable pressure detection. These robust electronic switches are used in all vacuum applications, including pressure interlock. The switches are available in two versions, absolute (references vacuum) or differential (references ambient).

### ADVANTAGES

- Corrosion resistant all stainless steel design
- Relay output with potential free contacts
- Easy installation with setpoints factory preset or field-adjustable
- High-accuracy temperature compensated sensor
- Robust design, cleanroom compliant
- Pressure range  $1 \times 10^{-9}$  mbar ... 2 bar
- CE, RoHS

### APPLICATIONS

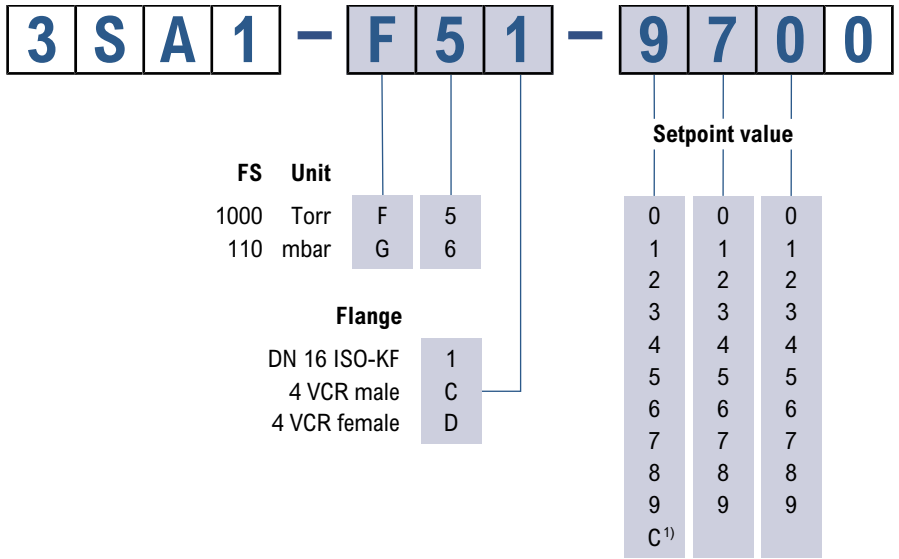
- Atmospheric pressure detection for all vacuum applications
- Pressure interlock (power supplies, gas supplies, pumps, valves, actuators, etc.)
- Vacuum to high vacuum



# VSA200, VSD200

## ORDERING INFORMATION

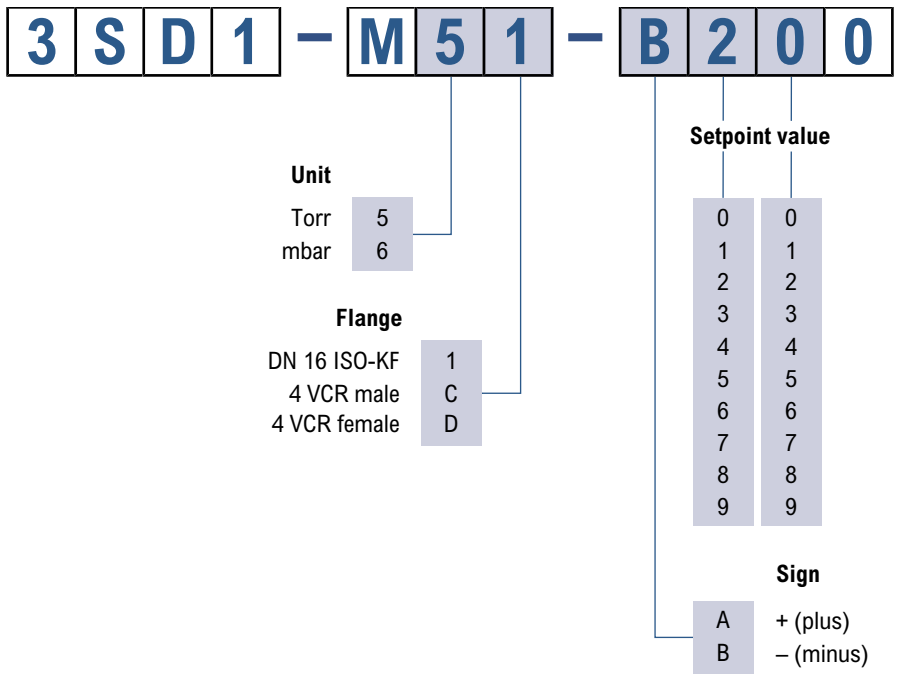
### ORDERING INFORMATION VSA200 ABSOLUTE SWITCH



1) C=10

Example: Setpoint at 970 Torr absolute pressure, DN 16 ISO-KF: 3SA1-F51-9700  
 Setpoint at 1080 mbar absolute pressure, 4 VCR male: 3SA1-G6C-C800

### ORDERING INFORMATION VSD200 DIFFERENTIAL SWITCH



Example: 20 Torr below ambient pressure, DN 16 ISO-KF: 3SD1-M51-B200

# VSA200, VSD200

## ACCESSORIES

Type	Part no.
Communication adapter (2 m) for PC USB port <sup>1)</sup>	303-336

<sup>1)</sup> Software to read or write data on Windows can be downloaded from our website

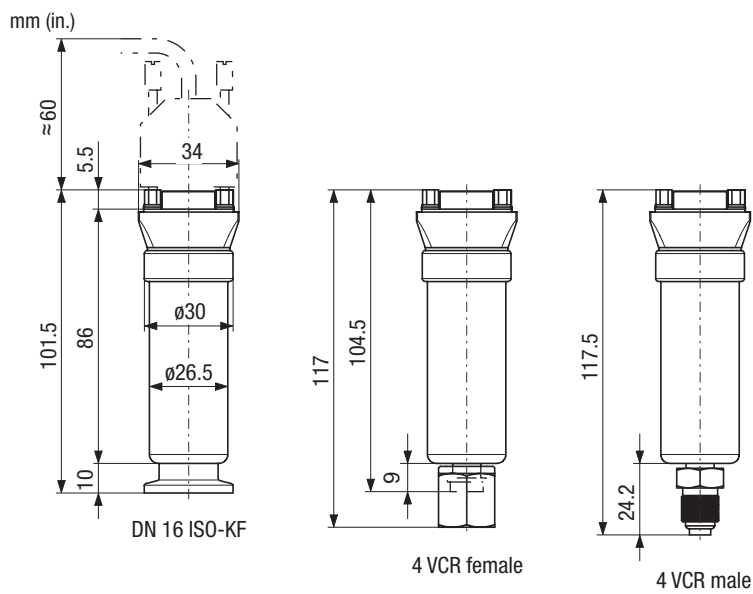
## SPECIFICATION

		VSA200		VSD200	
Full Scale (FS)	mbar (absolute)	–	1100	–	–
	Torr (absolute)	1000	–	–	–
Differential range <sup>1)</sup>	mbar	–	–	–	–100 ... +50
	Torr	–	–	–100 ... +50	–
Setpoint range	mbar		30 ... 1060		–99 ... +46
	Torr	20 ... 970	–	–99 ... +46	–
Admissible pressure	bar (absolute)		5		2
Setpoint relay					
Relay output		n.o., n.c., potential free			
Contact rating	V / A (dc)	30 / 1			
	V / A (ac)	125 / 0.3			
Setpoint accuracy	% FS	0.5			
Temperature effect on zero and span	% FS / °C	≤±0.02			
Response time	ms	≤45			
Hysteresis	% FS	2			
Electrical connection		D-Sub, 9-pin			
Supply voltage	V (dc)	14 ... 30			
Power consumption	W	<0.5			
Admissible temperature					
Operation (ambient)	°C	0 ... 70			
Storage	°C	–40 ... 80			
Materials exposed to vacuum		Stainless steel			
Mounting orientation		Any			
Internal volume					
DN 16 ISO-KF	cm <sup>3</sup> (in. <sup>3</sup> )	2.81 (0.17)			
4 VCR	cm <sup>3</sup> (in. <sup>3</sup> )	0.93 (0.057)			
Weight	g	140			
Degree of protection		IP 40			
Sensor protection		Short circuit protection and reverse polarity protection			

<sup>1)</sup> References to ambient pressure

# VSA200, VSD200

## DIMENSIONS



## Vacuum Switch

# VSC150A

The INFICON Vacuum Switch VSC150 is an absolute pressure switch with an adjustable electrical switching contact from 0.5 to 2000 mbar. The mechanical design allows short term overload of 3000 mbar without impairing the switching accuracy of  $\pm 0.1$  mbar. INFICON offers customer specific adjustment of pressure switch.

### ADVANTAGES

- High switching accuracy ( $\pm 0.1$  mbar)
- Stable long term operating characteristics
- Rugged, corrosion protected design
- Increased switching capability when using switching amplifier
- Switching contacts (normally closed) in the reference chamber and thus protected against process media
- Adapter available for differential pressure measurement

### APPLICATIONS

- Pressure switch or differential pressure switch to control valves, pumps, power supplies
- Load lock chambers
- Process chambers



# VSC150A

## ORDERING INFORMATION

Type	VSC150A
DN 16 ISO-KF	399-005

## ACCESSORIES

Type	Part no.
SV Switching Amplifier	399-008
Pressure Switch Adjustment	399-006
Differential Pressure Adapter	399-007

## SPECIFICATIONS

		SV Switching Amplifier
Mains supply (selectable)	V	110 ... 130, 220 ... 240
Mains frequency	Hz	50 / 60
Power consumption	VA	3
Output relay		Change over contact
Switching voltage	V	250
Switching current	A	5
Switching capacity	VA	500
Response time	ms	30
Release time	ms	7
Control circuit	V / mA	24 / 10
Operation temperature	°C	5 ... 50
Weight	kg	0.36

## SPECIFICATIONS

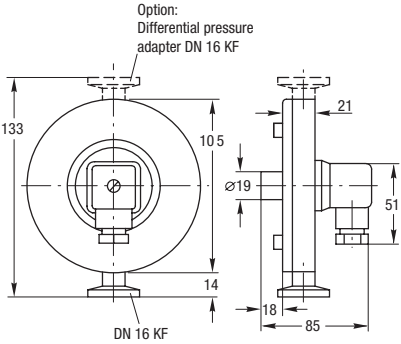
		VSC150A Vacuum Switch
Switching range	mbar	0.5 ... 2000
Response sensitivity	mbar	0.1
Overload limit	mbar	3000
Switching hysteresis	mbar	0.5
Temperature		
Operation (ambient)	°C	5 ... 90
Storage	°C	-20 ... 70
Bakeout (max. 8 h)	°C	120
Coefficient of switch point	% / K of switching value	0.4
Vacuum connection		DN 16 ISO-KF
Electrical connection		Protected plug (DIN 43650)
Switch		n.c.
Switching voltage	V	24
Switching current	mA	10
Contact resistance	Ω	<1
Protection category		IP 65
Materials in contact with the medium		
Sensing volume		Stainless steel 1.4301, 1.4401, 1.4310, 1.3541, FPM75
Reference volume		Stainless steel 1.4301, 1.4401, 1.3541, glass, gold
Sensing volume <sup>1)</sup>	cm <sup>3</sup>	≈4
Reference volume	cm <sup>3</sup>	≈20
Weight	kg	1.3

<sup>1)</sup> Including connection port

# VSC150A

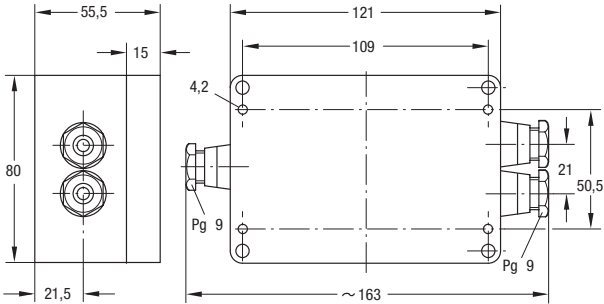
## DIMENSION

**VSC150A Vacuum Switch**



mm

**SV Switching Amplifier**



mm

# VSC150A



## Calibration Service

# Vacuum Gauges

INFICON offers calibration services for vacuum gauges. DAkkS (Deutsche Akkreditierungsstelle; according to DIN EN ISO/IEC 17025:2005) calibration certificate or factory calibration certificate can be issued.

All issued inspection documents are in compliance with the European Standard EN 10204.

### ADVANTAGES

- Known deviation to calibration standards
- Controlled quality over time

### APPLICATIONS

- Reference to standard is required
- Reference for customer in house calibration service of vacuum gauges

### DAKKS CALIBRATION

The German Calibration Service (DAkkS) ensures traceability of industrial measurements and testing to national calibration standards. It is run jointly by the Federal Institution for Physics and Technology (PTB), the Industry, the federal Minister for Economics and the Western European Metrology Club (WEMC).

The transfer standards employed in the DK calibration facility are checked regularly (recalibrated) by the PTB.

### FACTORY CALIBRATION

Factory calibrations traced back to DAkkS transfer standards.

CDG gauges are calibrated on a special tool with traceability to national standards at PTB.

Thus, traceability to national standards is ensured in both cases.

### OTHER CALIBRATIONS

NIST Calibration available upon request. Call for availability and pricing.

### ORDERING INFORMATION

Calibration Service for	Calibration Range [mbar], [Torr]	DAkks Calibration <sup>1)</sup>	Factory Calibration <sup>1)</sup>
Pirani, Pirani Combination Gauges	1 × 10 <sup>-3</sup> ... 30	398-900	398-910
Capacitance Diaphragm Gauges	1 × 10 <sup>-3</sup> ... 10001 × 10 <sup>-3</sup> ... 1000	-	398-913
Capacitance Diaphragm Gauges (gauges with measurement cable to controller)	1 × 10 <sup>-3</sup> ... 1000	-	398-914
Bayard Alpert, Cold Cathode, High Pressure and Combination Gauges	1 × 10 <sup>-6</sup> ... 30	398-902	-
Bayard Alpert, Cold Cathode, High Pressure and Combination Gauges	5 × 10 <sup>-7</sup> ... 1000	-	398-912

<sup>1)</sup> Pressure media: Nitrogen

# Vacuum Gauges

## Inspection Documents Service

# Vacuum Control

INFICON offers an inspection documents service for Vacuum Control products.

All issued inspection documents are in compliance with the European Standard EN 10204.

### ADVANTAGES

- Choice of three different inspection documents for customers individual needs
- Inspection documents according to European Standard EN 10204

### ORDERING INFORMATION

Designation of Inspection Document	Type	Ordering Number
Declaration of compliance with the order (Werksbescheinigung 2.1)	EN 10204-2.1	211-801
Test report (Werkszeugnis 2.2)(Werkszeugnis 2.2)	EN 10204-2.2	211-802
Inspection certificate (Abnahmeprüfzeugnis 3.1)	EN 10204-3.1	211-800

Please check with the given information in the following chart the right inspection document for your specific needs and order your choice of inspection document together with the corresponding Vacuum Control product you need it for.

The inspection document will be issued and delivered together with your goods and / or can be sent as pdf file for your attention. For pricing or specific questions concerning inspection documents please call our customer service center.

# Vacuum Control

INSPECTION DOCUMENTS SERVICE			
Inspection Documents	EN 10204-2.1	EN 10204-2.2	EN 10204-3.1
Inspection document	Declaration of compliance with the order	Test report	Inspection certificate
Kind of inspection	Non-specific inspection. The products inspected are not necessarily the products actually supplied.	Non-specific inspection. The products inspected are not necessarily the products actually supplied.	Specific inspection. The products inspected are the products, or part of the products, actually supplied.
Contents of inspection document	Manufacturer's declaration that the products supplied are in compliance with the requirements of the order, without inclusion of test results.	Manufacturer's declaration that the products supplied are in compliance with the requirements of the order, with test results based on non-specific inspection.	Manufacturer's declaration that the products supplied are in compliance with the requirements of the order, with test results based on specific inspection.
Conditions of delivery	In accordance with conditions of order.	In accordance with conditions of order.	According to regulations of authorities and the corresponding technical rules.
Inspection document confirmed by	The manufacturer	The manufacturer	The manufacturer's authorized inspection representative, independent of the manufacturing department
Example for ordering at INFICON	Add ordering number 211-801 to your order in a separate order position directly after the order position of the corresponding parts you like to have the declaration of compliance for.	Add ordering number 211-802 to your order in a separate order position directly after the order position of the corresponding parts you like to have the test report for.	Add ordering number 211-800 to your order in a separate order position directly after the order position of the corresponding parts you like to have the certificate for.
Notes by INFICON	If this declaration is needed for all of your purchase order items you simply can add the ordering number 211-801 at the end of your order in the last position and state that it should be valid for the whole order	The test report just can be issued to a specific part number you have ordered. It can't be valid for multiple part numbers. It should be ordered along with the corresponding product it belongs to (add ordering number 211-802 directly after the product it belongs to).	This certificate just can be issued to a specific part number you have ordered. It can't be valid for multiple part numbers. It strictly has to be ordered along with the corresponding product it belongs to (add ordering number 211-800 directly after the product it belongs to).  The original certificate always comes along with the corresponding product it belongs to. On customer request we can send it in addition to our shipment as pdf file by email or by post (copies).
Inspection document available for	All INFICON Vacuum Control products	All INFICON Vacuum Control products	Majority of our vacuum fittings (usually this certificate is asked for fittings made of stainless steel and aluminum and their specific chemical composition).  Other Vacuum Control products on request and according feasibility. Please define in your request values you like to have tested and confirmed  Standard prices apply for this type of certificate, however we reserve the right to apply further charges for any additional work that maybe required.

---

# **Vacuum Feedthroughs**

---

# Vacuum Feedthroughs

## Vacuum Feedthroughs

FRH DN 16 – DN 63 Rotary Feedthroughs ISO-KF / ISO-K .....	B1
FRU DN 16 - DN 40 Rotary Feedthroughs CF .....	B3
FCH DN 16 - DN 40 Rotary/Linear Motion Feedthroughs ISO-KF .....	B5
FPU DN 16 - DN 40 Linear Motion Feedthroughs CF .....	B7
DN 16 ISO-KF Electrical Feedthroughs .....	B9
DN 40 ISO-KF Electrical Feedthroughs .....	B11
DN 16 CF-F Electrical Feedthroughs .....	B13
DN 40 CF-F Electrical Feedthroughs .....	B15
DN 40 ISO-KF High Current Feedthrough .....	B19
BNC / MHV DN 16 - 40 Coaxial Feedthroughs ISO-KF/CF-F .....	B21
Metal-Ceramic Connections Vacuum Feedthroughs .....	B23
DN 40 Liquid Feedthroughs ISO-KF/CF-F .....	B25
DN 16 - DN 50 ISO-KF Viewports .....	B27
DN 63 - DN 160 ISO-K Viewports .....	B29
DN 16 - DN 160 CF Viewports .....	B31
DN 63 - DN 160 ISO-F Viewports .....	B33
Vacuum Ball Bearings Vacuum Feedthroughs .....	B35
Lubricants and Sealing Materials Vacuum Feedthroughs .....	B37

## Rotary Feedthroughs ISO-KF / ISO-K

# FRH DN 16 DN 63

### PROPERTIES

- For transmitting high torque
- With FPM shaft seal and ball bearings



### ORDERING INFORMATION

Type	FRH016-H	FRH025-H	FRH040-H	FRH063-H
Part No.	214-300	214-302	214-304	214-306 <sup>1)</sup>

<sup>1)</sup> Centering ring / CR / aluminum Part No. 212-251 / FPM / stainless steel Part No. 212-281 not included in delivery

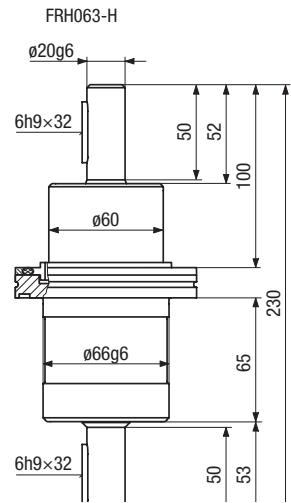
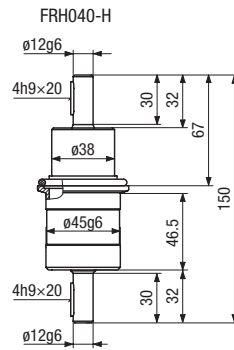
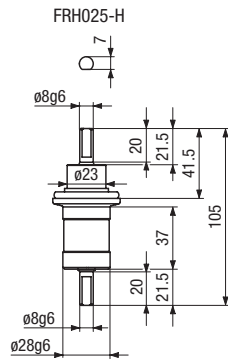
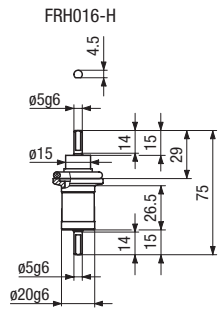
### SPECIFICATIONS

Type		FRH016-H	FRH025-H	FRH040-H	FRH063-H
Vacuum connection		DN 16 ISO-KF	DN 25 ISO-KF	DN 40 ISO-KF	DN 63 ISO-KF
Feedthrough / seal		FPM	FPM	FPM	FPM
Shaft measure	mm	Ø5	Ø8	Ø12	Ø20
Transferable torque	Nm	1.5	6	25	100
Rotational speed <sup>1)</sup>	rpm	1500	1000	750	500
Idling torque under vacuum	Ncm	≤3	≤4	≤5	≤10
Starting torque under vacuum	Ncm	≤6	≤8	≤10	≤20
Shaft load vacuum sided					
Radial force	N	60	150	250	500
Axial force	N	30	50	60	100
Service life	Revolutions	20 000 000	20 000 000	20 000 000	10 000 000
Tightness, static	mbar l/s	$1 \times 10^{-9}$			
Pressure (absolute)		$1 \times 10^{-9}$ mbar ... 1 bar			
Operating temperature	°C	50			
Bakeout temperature	°C	110			
Materials exposed to process media		Stainless steel 420/1.4021 Aluminum 6082 Elastomer FPM			
Weight	kg	0.1	0.2	0.6	2

<sup>1)</sup> When a reduced service life is acceptable, the rotation can be increased by up to a factor of two

# FRH DN 16 DN 63

## DIMENSIONS





## Rotary Feedthroughs CF

# FRU DN 16 - DN 40

### PROPERTIES

- Bellow sealed
- All-metal version
- For very demanding vacuum requirements



### ORDERING INFORMATION

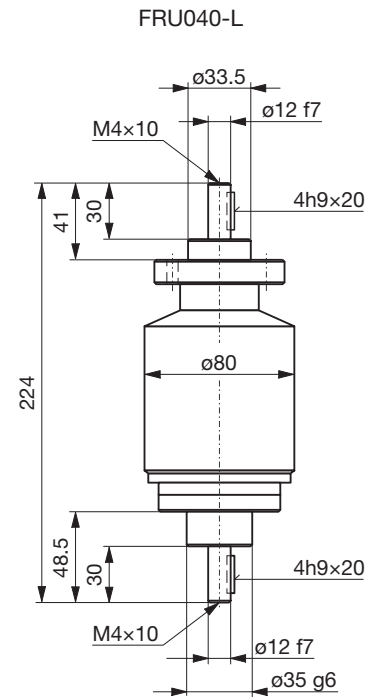
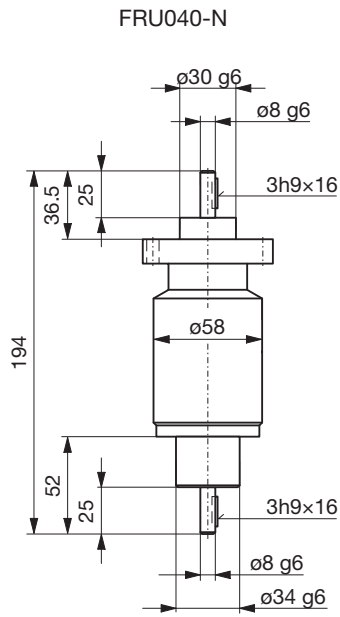
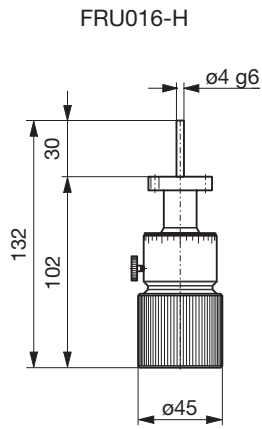
Type	FRU016-H	FRU040-N	FRU040-L
Part No.	214-310	214-312	214-314

### SPECIFICATIONS

Type		FRU016-H	FRU040-N	FRU040-L
Vacuum connection		DN 16 CF-F	DN 40 CF-F	DN 40 CF-F
Feedthrough / seal		bellow	bellow	bellow
Shaft connection	mm	4	8	12
Transferable torque				
Dynamic	Nm	0.4	4	10
Dynamic, at 300°C	Nm	0.2	2	2
Static	Nm	0.2	3	5
Rotational speed	rpm	200	1000	500
At max. torque	rpm		500	300
Shaft load vacuum sided				
Radial force	N	10	60	100
Axial force	N	5	20	30
Service life	Revolutions	1 000 000	2 000 000	1 000 000
Scale division	Degree	10	—	—
Tightness	mbar l/s			$5 \times 10^{-11}$
Pressure (absolute)				$1 \times 10^{-10}$ mbar ... 2 bar
Operating temperature	°C			300
Bakeout temperature	°C			300
Materials exposed to process media		304L/1.4306 304/1.4301 -/2.4360	304L/1.4306 304/1.4301 -	304L/1.4306 304/1.4301 303/1.4305
Weight	kg	0.3	1.5	3.0

# FRU DN 16 - DN 40

## DIMENSIONS



## Rotary/Linear Motion Feedthroughs ISO-KF

### FCH DN 16 - DN 40

#### PROPERTIES

- Two FPM shaft seals
- Direct push/pull and rotary actuation
- With locking ring and optional anti-rotation device



#### ORDERING INFORMATION

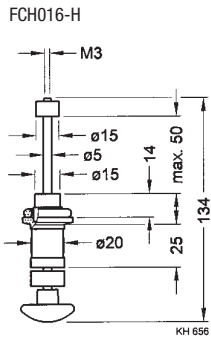
Type	FCH016-H	FCH025-H	FCH040-H
Rotary/linear feedthrough	214-320	214-322	214-324
Anti-rotation device	214-072	214-073	214-074

#### SPECIFICATIONS

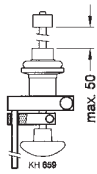
Type		FCH016-H	FCH025-H	FCH040-H
Vacuum connection		DN 16 ISO-KF	DN 25 ISO-KF	DN 40 ISO-KF
Feedthrough / seal		FPM	FPM	FPM
Shaft connection		M 3 / Ø 5mm	M 4 / Ø 8mm	M 6 / Ø 12mm
Travel	mm	50	100	150
Shaft load				
Radial force at max. travel	N	10	15	30
Torsion torque	Nm	2	8	20
Tightness, static	mbar l/s		1 × 10 <sup>-9</sup>	
Pressure (absolute)			1 × 10 <sup>-9</sup> mbar ... 1 bar	
Operating temperature	°C		50	
Bakeout temperature	°C		110	
Materials exposed to process media			Stainless steel 304/1.4301 Aluminum 6082	
Weight	kg	0.1	0.2	0.3

# FCH DN 16 - DN 40

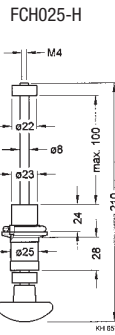
## DIMENSIONS



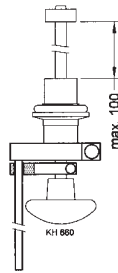
Feedthrough



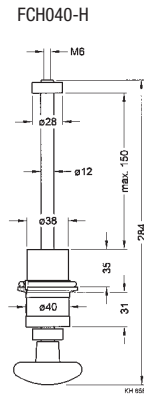
Anti-rotation device



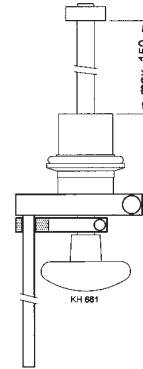
Feedthrough



Anti-rotation device



Feedthrough



Anti-rotation device

## Linear Motion Feedthroughs CF

# FPU DN 16 - DN 40

### PROPERTIES

- With bellows for more demanding vacuum requirements
- Direct push and pull actuation
- High accuracy adjustment using micrometer screw



### ORDERING INFORMATION

Type	FPU016-H	FPU040-H	FPU016-Z	FPU040-Z
Part No.	214-330	214-332	214-334	214-336

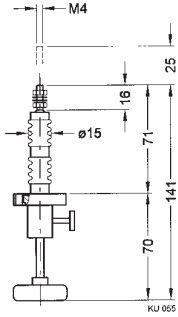
### SPECIFICATIONS

Type		FPU016-H	FPU040-H	FPU016-Z	FPU040-Z
Vacuum connection		DN 16 CF-R	DN 40 CF-R	DN 16 CF-R	DN 40 CF-R
Feedthrough/seal		Bellow	Bellow	Bellow	Bellow
Shaft connection		M4x16 mm	M6x10 mm, Ø10 mm	M4x16 mm	M6x10mm, Ø10 mm
Actuator		Manual	Manual	Micrometer screw	Micrometer screw
Travel	mm	25	50	20	50
Travel per revolution	mm			0.5	1
Scale division	mm	5	10	0.01	0.005
Shaft load					
Radial force at max.	N	20	100	20	100
Axial force vacuum	N	85	140	185	440
Axial force against atm	N	100	200	200	500
Torsion torque	Nm	0.2	0.5	0.2	0.5
Tightness	mbar l/s			5 × 10 <sup>-11</sup>	
Pressure (absolute)				1 × 10 <sup>-10</sup> mbar ... 2 bar	
Bakeout temperature					
Feedthrough	°C	300	300	300	300
Micrometer screw	°C			100	100
Materials exposed to process media				stainless steel 304L/1.4306 stainless steel 316Ti/1.4571	
Weight	kg	0.15	0.75	0.25	1

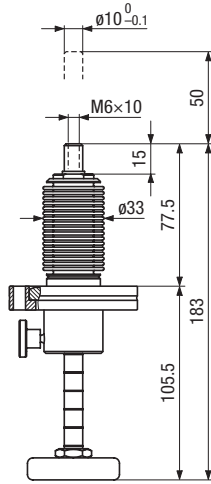
# FPU DN 16 - DN 40

## DIMENSIONS

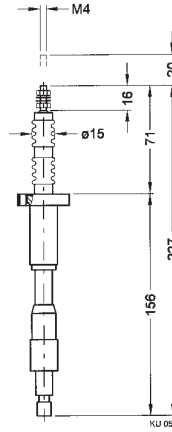
FPU016-H



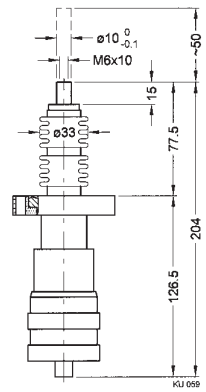
FPU040-H



FPU016-Z



FPU040-Z



## Electrical Feedthroughs

## DN 16 ISO-KF



## ORDERING INFORMATION

Type	4 Feedthroughs w. ATM connector	9 Feedthroughs w. ATM connector	9 Feedthroughs w. ATM & vacuum connector
Feedthrough	214-111	214-112	214-113
Connector: vacuum side	—	—	214-191
Connector: atmospheric side	214-171	214-172	214-172

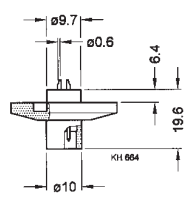
## SPECIFICATIONS

Type		4 Feedthroughs w. ATM connector	9 Feedthroughs w. ATM connector	9 Feedthroughs w. ATM & vacuum connector
Vacuum connection		DN 16 ISO-KF	DN 16 ISO-KF	DN 16 ISO-KF
Number of feedthroughs		4	9	9
Voltage per pole	V	50	50	50
Current per pole	A	1	2	2
Connection				
Vacuum side		Solder connection	Solder connection	Connector
Atmospheric side		Connector	Connector	Connector
Diameter of connecting wire	mm	0.6	1.2	1.2
Tightness	mbar l/s		$1 \times 10^{-9}$	
Pressure (absolute)			$1 \times 10^{-8}$ mbar ... 2.5 bar	
Bakeout temperature (feedthrough and connector)	°C		130	
Housing			Stainless steel 303/1.4305	
Insulator			PEEK / Araldite	
Seal			FPM	
Contacts (feedthrough and connector)			Gold-plated brass / bronze / stainless steel	

# DN 16 ISO-KF

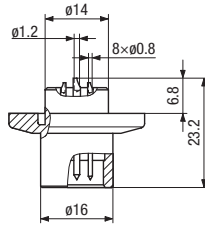
## DIMENSIONS

214-111



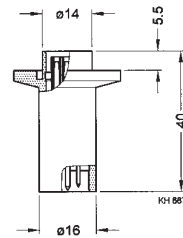
Feedthrough

214-112



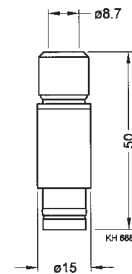
Feedthrough

214-113



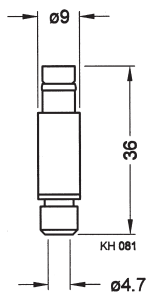
Feedthrough

214-191

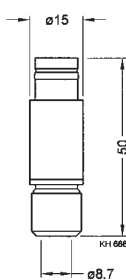


Connector:  
vacuum side

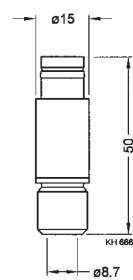
214-171



214-172



214-172



Connector:  
air side



## Electrical Feedthroughs

## DN 40 ISO-KF



## ORDERING INFORMATION

Type	7 Feedthroughs w. ATM Connector	7 Feedthroughs w. ATM & Vacuum Connector	4 Feedthroughs w. ATM & Vacuum Connector	1 Feedthrough w. ATM & Connector
Feedthrough	214-121	214-122	214-123	214-131
Connector: vacuum side	—	214-193	214-194	—
Connector: atmospheric side	214-174	214-174	214-175	214-180

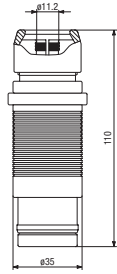
## SPECIFICATIONS

Type		7 Feedthroughs w. ATM Connector	7 Feedthroughs w. ATM & Vacuum Connector	4 Feedthroughs w. ATM & Vacuum Connector	1 Feedthrough w. ATM & Connector
Number of feedthroughs		7	7	4	1
Voltage per pole	V	380	380	800	6000
Current per pole	A	16	16	16	25
Connection					
Vacuum side		solder connection	connector	connector	bolted connection
Atmospheric side		connector	connector	connector	connector
Diameter of connecting wire	mm	1.8	1.8	2.5	5
Test voltage	kV/HZ	—	—	—	15/50
Pressure (absolute)		$1 \times 10^{-8}$ mbar ... 2.5bar			
Bakeout temperature (feedthrough and connector)	°C	130			
Housing		stainless steel 303/1.4305			
Insulator		PTFE/Araldite			
Seal		FPM			
Contact (feedthrough and connector)		Gold-plated bronze	Gold-plated bronze	Gold-plated bronze	Nickel-plated brass

# DN 40 ISO-KF

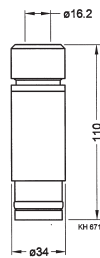
## DIMENSIONS

214-193



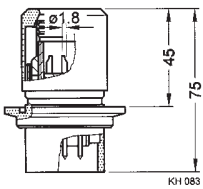
Connector:  
vacuum side

214-194



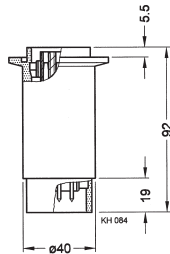
Connector:  
vacuum side

214-121



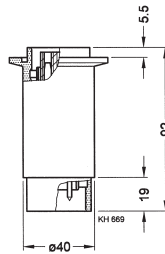
Feedthrough

214-122



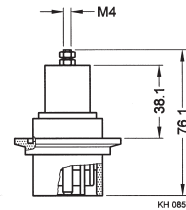
Feedthrough

214-123



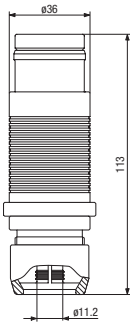
Feedthrough

214-131



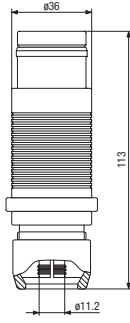
Feedthrough

214-174



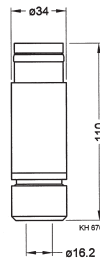
Connector:  
air side

214-174



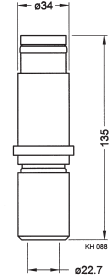
Connector:  
air side

214-175



Connector:  
air side

214-180



Connector:  
air side

## Electrical Feedthroughs

## DN 16 CF-F



## ORDERING INFORMATION

Type	1 Feedthrough DN 16 CF-F
Feedthrough	214-126
Connection piece: vacuum side	214-195
Connector: atmospheric side	214-176

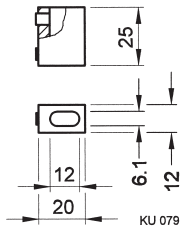
## SPECIFICATIONS

Type	1 Feedthrough DN 16 CF-F	
Vacuum connection	DN 16 CF-F	
Number of feedthroughs	1	
Voltage per pole	kV	4
Current per pole	A	150
Bakeout temperature	°C	400
Tightness	mbar l/s	$5 \times 10^{-11}$
Pressure (absolute)	$1 \times 10^{-10}$ mbar ... 2 bar	
Flange	Stainless steel 304L/1.4306	
Conductor	OF-copper 2.0040	
Insulator	Aluminum oxide ceramic $Al_2O_3$	
Weight	kg	0.15
Connection piece vacuum side		
Pieces	2	
Current max.	A	100
Bakeout temperature	°C	400
Material	Stainless steel 304/1.4301	
Connector atmospheric side		
Pieces	2	
Current max.	A	100
Insulated, for use up to	V (ac) / V (dc)	Not insulated
Bakeout temperature	°C	150
Contact	Silver-plated brass	

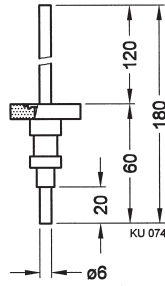
# DN 16 CF-F

## DIMENSIONS

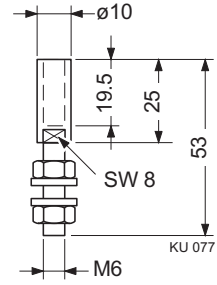
214-195



214-126




214-176



## Electrical Feedthroughs

## DN 40 CF-F



## ORDERING INFORMATION

Type	1 Feedthrough DN 40 CF-F	1 Feedthrough DN 40 CF-F (high current)	2 Feedthroughs DN 40 CF-F	4 Feedthroughs DN 40 CF-F	9 Feedthroughs DN 40 CF-F
Feedthrough	214-136	214-127	214-128	214-116	214-117
Connection piece vacuum side	214-195	214-196	214-195	214-192	214-198
Connector atmospheric side	214-176	214-177	214-176	214-173	214-181
Connector atm. side, H <sub>2</sub> O cooled	—	214-178	—	—	—

## SPECIFICATIONS

Type		1 Feedthrough DN 40 CF-F	1 Feedthrough DN 40 CF-F (high current)	2 Feedthroughs DN 40 CF-F	4 Feedthroughs DN 40 CF-F	9 Feedthroughs DN 40 CF-F
Vacuum connection		DN 40 CF-F	DN 40 CF-F	DN 40 CF-F	DN 40 CF-F	DN 40 CF-F
Number of feedthroughs		1	1	2	4	9
Voltage per pole	kV	0.3	1	4	1	1
Current per pole	A	70	200/1000 <sup>1)</sup>	150	8	8
Bakeout temperature	°C			400		
Tightness	mbar l/s			5 × 10 <sup>-11</sup>		
Pressure (absolute)				1 × 10 <sup>-10</sup> mbar ... 2 bar		
Flange		304L/1.4306	304L/1.4306	304L/1.4306	304L/1.4306	304L / 1.4306
Conductor		OFC 2.0040	OFC 2.0040	OFC 2.0040	304/1.4301	304/1.4301
Insulator		Al <sub>2</sub> O <sub>3</sub>	Al <sub>2</sub> O <sub>3</sub>	Al <sub>2</sub> O <sub>3</sub>	Al <sub>2</sub> O <sub>3</sub>	Al <sub>2</sub> O <sub>3</sub>
Weight	kg	0.15	0.5	0.45	0.3	0.5
Connection piece vacuum side						
Pieces		2	1	2	5	10
Current	A	20	1000 <sup>1)</sup>	100	12	12
Bakeout temperature	°C	400	400	400	400	400
Material		304/1.4301	2.0060	304/1.4301	304/1.4301	304/1.4301

<sup>1)</sup> With water-cooling

## DN 40 CF-F

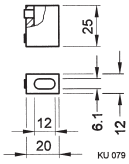
Type		1 Feedthrough DN 40 CF-F	1 Feedthrough DN 40 CF-F (high current)	2 Feedthroughs DN 40 CF-F	4 Feedthroughs DN 40 CF-F	9 Feedthroughs DN 40 CF-F
Connector atmospheric side						
Pieces		2	1	2	5	10
Current max.	A	100	250	100	25	25
Insulated, for use up to	V (ac) / V (dc)	Not insulated	30/60	30/60	30/60	30/60
Bakeout temperature	°C	150	150	50	50	50
Contact		Silver-plated brass	Silver-plated brass	Silver-plated brass	Gold-plated brass	Gold-plated brass

<sup>1)</sup> With water-cooling

# DN 40 CF-F

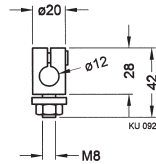
## DIMENSIONS

214-195



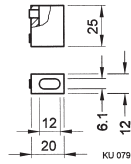
Connector vacuum side

214-196



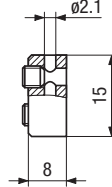
Connector vacuum side

214-195



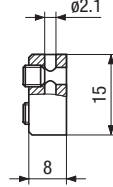
Connector vacuum side

214-192



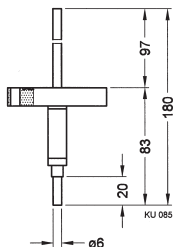
Connector vacuum side

214-198



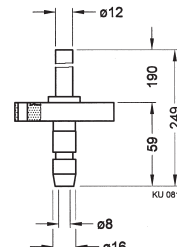
Connector vacuum side

214-136



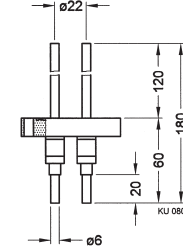
Feedthrough

214-127



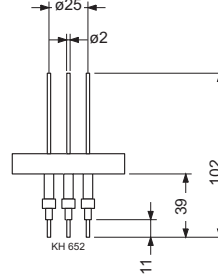
Feedthrough

214-128



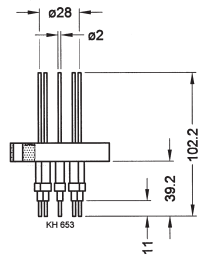
Feedthrough

214-116



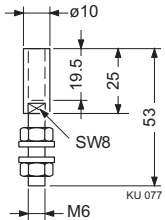
Feedthrough

214-117



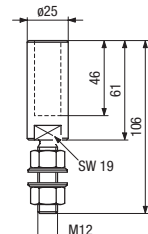
Feedthrough

214-176



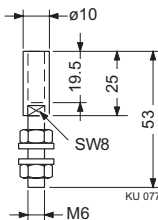
Connector air side

214-177



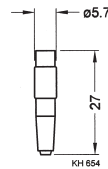
Connector air side

214-176



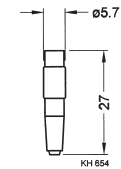
Connector air side

214-173



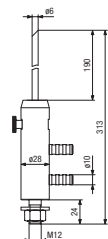
Connector air side  
With soldered joint

214-181



Connector air side  
With soldered joint

214-178



With water-proof <sup>1)</sup>	
Current max.	A 1000
Not insulated, for use up to	24
Bakeout temperature	°C 120
Contact	Silver-plated brass

## DN 40 CF-F



## High Current Feedthrough

# DN 40 ISO-KF

### PROPERTIES

- Selection of three electrodes
- Slide into mounted feedthrough
- Current connection with water cooling



### ORDERING INFORMATION

Type	1 Feedthrough high current DN 40 ISO-KF
Feedthrough with O-ring KF40	214-141
Current connection with water cooling <sup>1)</sup>	214-145
Straight electrode	214-142
Angle electrode	214-143

<sup>1)</sup> Not insulated

### SPECIFICATIONS

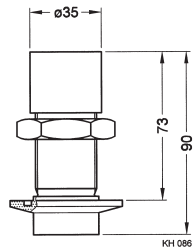
Type	1 Feedthrough high current DN 40 ISO-KF	
Vacuum connection	DN 40 ISO-KF	
Number of feedthroughs	1	
Voltage	V	100
Current	A	250/1500 <sup>1)</sup>
Tightness	mbar l/s	$1 \times 10^{-9}$
Pressure (absolute)	$1 \times 10^{-8}$ mbar ... 2.5 bar (max. 10 bar with external centering ring)	
Bakeout temperature	°C	110
Housing	aluminum 6082	
Insulator	thermoplast and thermoset	
Seal	FPM	

<sup>1)</sup> With water-cooling

# DN 40 ISO-KF

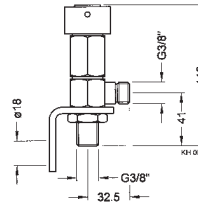
## DIMENSIONS

214-141



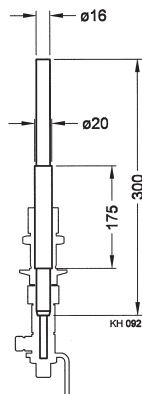
Feedthrough

214-145



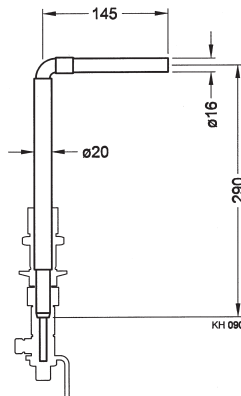
Current connection  
with water cooling  
copper/brass

214-142



Electrodes copper/brass

214-143



Electrodes copper/brass

## Coaxial Feedthroughs ISO-KF/CF-F

## BNC / MHV DN 16 - 40

## PROPERTIES

- Based on MIL-C-39012A
- Voltage up to 5 kV DC
- With atmospheric connector



## ORDERING INFORMATION

Type	BNC DN 16 ISO-KF	MHV DN 16 ISO-KF	BNC DN 16 CF-F	MHV DN 16 CF-F	MHV DN 40 CF-F
Part No.	214-151	214-152	214-155	214-156	214-157

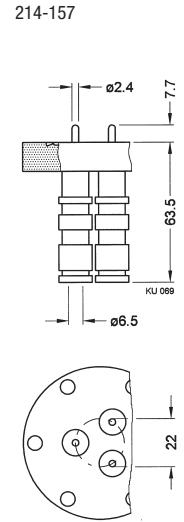
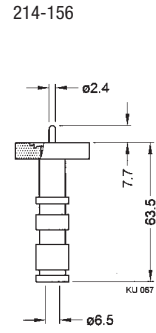
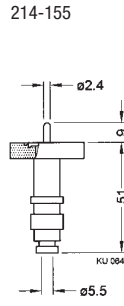
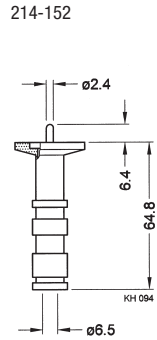
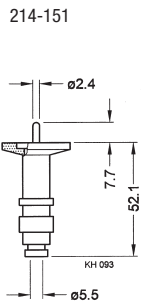
## SPECIFICATIONS

Type		BNC DN 16 ISO-KF	MHV DN 16 ISO-KF	BNC DN 16 CF-F	MHV DN 16 CF-F	MHV DN 40 CF-F
Vacuum connection		DN 16 ISO-KF	DN 16 ISO-KF	DN 16 CF-F	DN 16 CF-F	DN 40 CF-F
Number of feedthroughs		1	1	1	1	3
Voltage						
AC, 50 Hz	kV	0.35	3.5	0.35	3.5	3.5
DC	kV	0.5	5	0.5	5	5
Current	A	3	3	3	3	3
Frequency	MHz	150		150		
Impedance	$\Omega$	50-60		50-60		
Insulation resistance at 20°C	$\Omega$	$10^{10}$	$10^{10}$	$10^{10}$	$10^{10}$	$10^{10}$
Tightness	mbar l/s	$1 \times 10^{-9}$	$1 \times 10^{-9}$	$1 \times 10^{-10}$	$1 \times 10^{-10}$	$1 \times 10^{-10}$
Pressure (absolute) <sup>1)</sup>		$1 \times 10^{-8}$ mbar ... 2.5 bar	$1 \times 10^{-8}$ mbar ... 2.5 bar	$1 \times 10^{-10}$ mbar ... 10 bar	$1 \times 10^{-10}$ mbar ... 10 bar	$1 \times 10^{-10}$ mbar ... 10 bar
Material						
Housing, flange, conductor				stainless steel		
Feedthrough, seal				Al <sub>2</sub> O <sub>3</sub>		
Bakeout temperature						
With connector	°C	50	50	50	50	50
Without connector	°C	200	200	400	400	400
Standard connection						
Atmospheric connector		UG 88/U	UG 932/U	UG 88/U	UG 932/U	UG 932/U
Cable		RG 58/U	RG 59/U	RB 58/U	RG 59/U	RG 59/U
Weight	kg	0.1	0.1	0.14	0.14	0.5

<sup>1)</sup> Pressure at 400°C : 2 bar

# BNC / MHV DN 16 - 40

## DIMENSIONS



## Vacuum Feedthroughs

# Metal-Ceramic Connections

### PROPERTIES

- High grade materials allow repeated bakings up to 400°C



### ORDERING INFORMATION

Type	3 kV Connector	2 kV Connector	5 kV Connector	10 kV Connector
Part No.	214-161	214-162	214-163	214-164

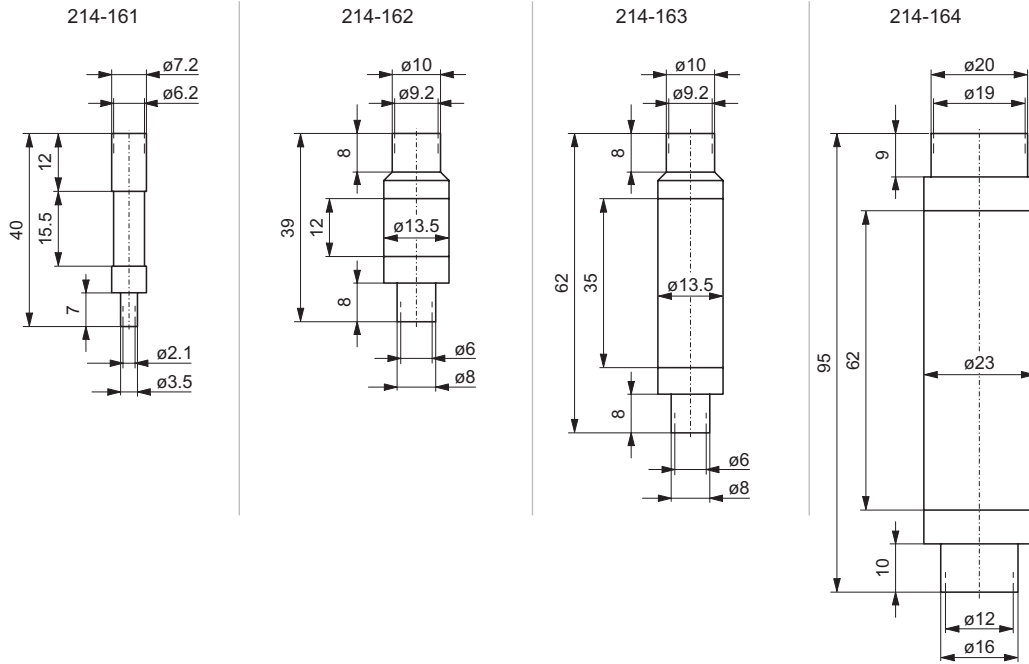
### SPECIFICATIONS

Type	3 kV Connector	2 kV Connector	5 kV Connector	10 kV Connector	
Voltage <sup>1)</sup>	3 kV	2 kV	5 kV	10 kV	
Insulator	Al <sub>2</sub> O <sub>3</sub>				
Connection					
a	Fe-Ni	Fe-Co	Fe-Co	Fe-Ni	
b	Fe-Ni	stainless steel 304/1.4301	stainless steel 304/1.4301	stainless steel 304/1.4301	
Bakeout temperature	°C		400		
Tightness	mbar l/s		5 × 10 <sup>-11</sup>		
Weight	g	5	12	25	90

<sup>1)</sup> Based on VDE 0110 for air and surface-leakage in atmosphere on both sides.  
Higher values up to factor two are admissible in pressures <10<sup>-4</sup> mbar.

# Metal-Ceramic Connections

## DIMENSIONS




## Liquid Feedthroughs ISO-KF/CF-F

## DN 40

## PROPERTIES

- For H<sub>2</sub>O and LN<sub>2</sub>
- Thermally insulated
- Specially suited for very hot and very cold applications



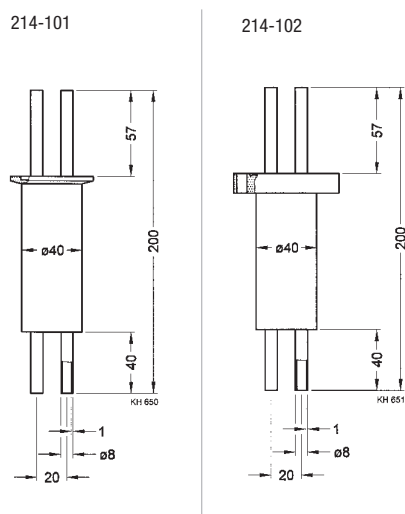
## ORDERING INFORMATION

Type	DN 40 ISO-KF Liquid	DN 40 CF-F Liquid
Part No.	214-101	214-102

## SPECIFICATIONS

Type		DN 40 ISO-KF Liquid	DN 40 CF-F Liquid
Vacuum connection		DN 40 ISO-KF	DN 40 CF-F
Feedthrough/seal		Welded	Welded
Tube dimensions	mm	Ø 8 × 1	Ø 8 × 1
Number of tubes		2	2
Tightness	mbar l/s	1 × 10 <sup>-9</sup>	1 × 10 <sup>-10</sup>
Pressure		10 <sup>-8</sup> mbar ... 10 bar	10 <sup>-9</sup> mbar ... 10 bar
Temperature range	°C	-200 ... +150	-200 ... +400
Material		Stainless steel 304/1.4301	Stainless steel 304/1.4301
Weight	kg	0.3	0.3

## DIMENSIONS

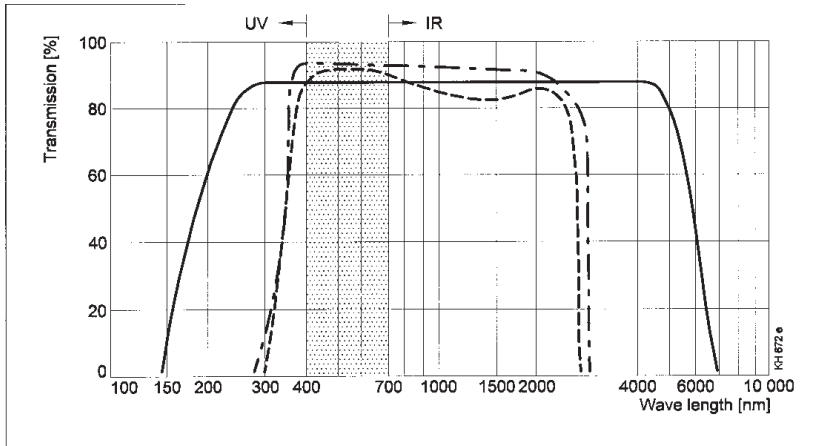


## DN 40



## Viewports

## DN 16 - DN 50 ISO-KF



Average transmittance curve

- Sapphire
- . - Kodial
- - - Borosilicate

## PROPERTIES

- Wide viewing angle

## ORDERING INFORMATION

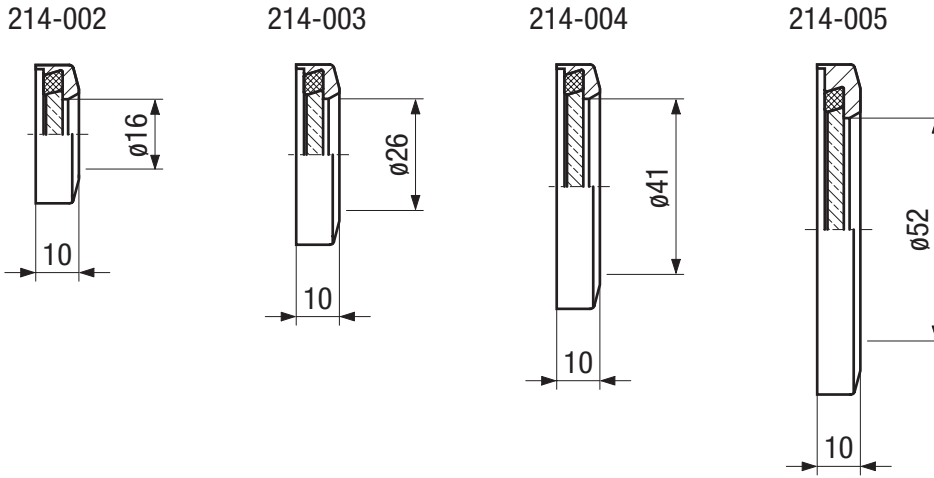
Type	DN 16 ISO-KF Viewport	DN 25 ISO-KF Viewport	DN 40 ISO-KF Viewport	DN 50 ISO-KF Viewport
Part No.	214-002	214-003	214-004	214-005

## SPECIFICATIONS

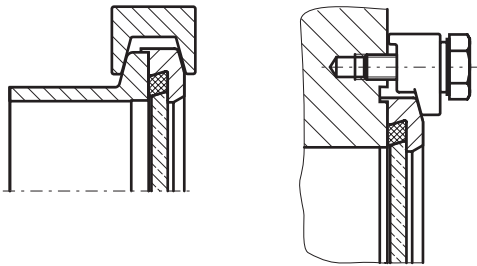
Type	DN 16 ISO-KF Viewport	DN 25 ISO-KF Viewport	DN 40 ISO-KF Viewport	DN 50 ISO-KF Viewport	
Vacuum connection	DN16 ISO-KF	DN 25 ISO-KF	DN 40 ISO-KF	DN 50 ISO-KF	
Window	borosilicate glass				
Seal	FPM				
Flange	aluminum 6082				
Bakeout temperature	°C	150			
Tightness	mbar l/s	$1 \times 10^{-9}$			
Pressure (absolute)	$1 \times 10^{-8}$ mbar ... 4 bar				
Max. at 150°C	bar	3			
Window thickness	mm	3.8			
Weight	g	15	20	30	50

# DN 16 - DN 50 ISO-KF

## DIMENSIONS



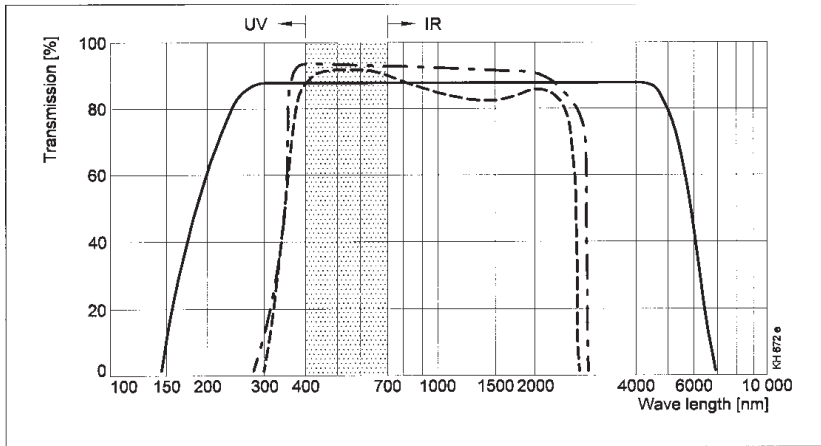
## Mounting



Claws, screws and clamping ring not included

## Viewports

## DN 63 - DN 160 ISO-K



Average transmittance curve

— Sapphire

- · - Kodial

- - - Borosilicate

## PROPERTIES

- Wide viewing angle

## ORDERING INFORMATION

Type	DN 63 ISO-K Viewport	DN 100 ISO-KF Viewport	DN 160 ISO-K Viewport
Part No. <sup>1)</sup>	214-006	214-007	214-008

<sup>1)</sup> Claws not included

## SPECIFICATIONS

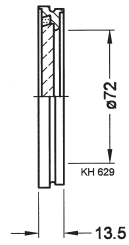
Type	DN 63 ISO-K Viewport	DN 100 ISO-K Viewport	DN 160 ISO-K Viewport
Vacuum connection	DN 63 ISO-K	DN 100 ISO-K	DN 160 ISO-K
Window	Borosilicate glass		
Seal	FPM		
Flange	Aluminum 6082		
Bakeout temperature	°C	150	
Tightness	mbar l/s	$1 \times 10^{-9}$	
Pressure (absolute)	$1 \times 10^{-8}$ mbar ... 2 bar		
Max. at 150°C	bar	1	
Window thickness	mm	6	8
Weight	kg	0.2	0.3

# DN 63 - DN 160 ISO-K

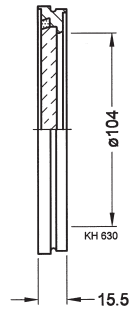
## DIMENSIONS

[mm]

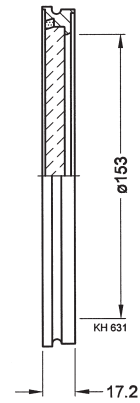
214-006



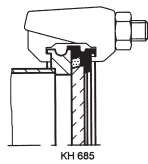
214-007



214-008

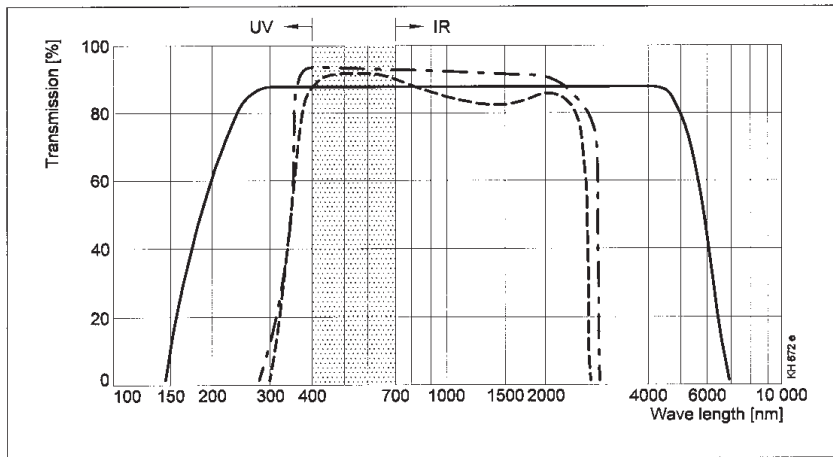


Mounting



## Viewports

## DN 16 - DN 160 CF



Average transmittance curve

- Sapphire
- . - Kodial
- - - Borosilicate

## PROPERTIES

- Protection window
- With Fe-Ni alloy as transition material

## ORDERING INFORMATION

Type	DN 16 CF-F Viewport	DN 40 CF-F Viewport	DN 63 CF-F Viewport	DN 100 CF-F Viewport	DN 160 CF-F Viewport	DN 40 CF-F Viewport (Sapphire)
Viewport	214-021	214-022	214-023	214-024	214-025	214-032
Bolt set	213-416	Standard	Standard	Standard	Standard	Standard

## SPECIFICATIONS

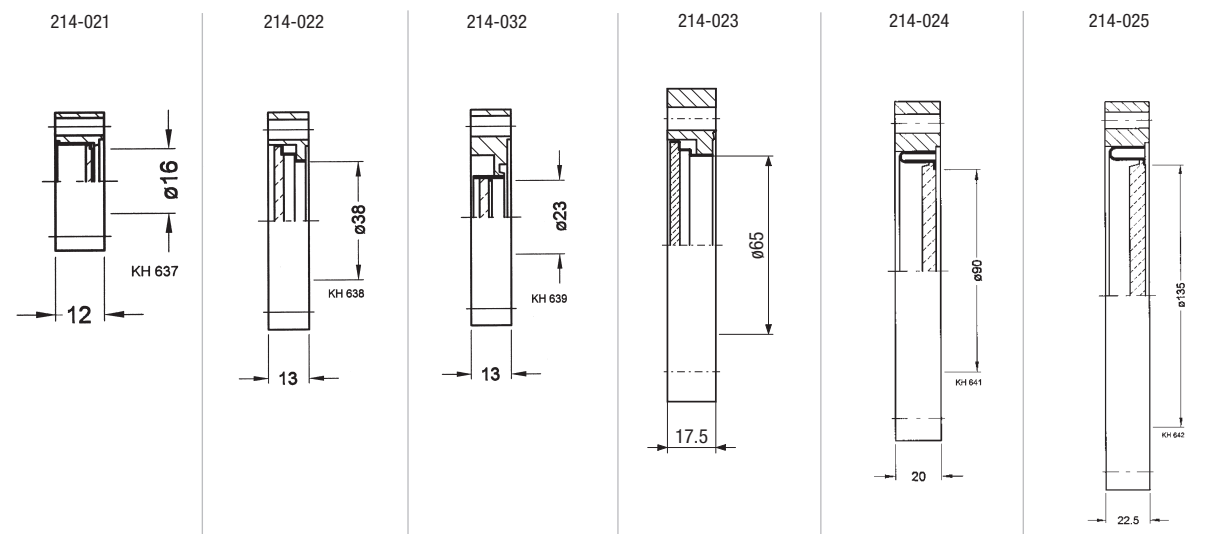
Type	DN 16 CF-F Viewport	DN 40 CF-F Viewport	DN 63 CF-F Viewport	DN 100 CF-F Viewport	DN 160 CF-F Viewport	DN 40 CF-F Viewport (Sapphire)
Vacuum connection	DN 16 CF-F	DN 40 CF-F	DN 63 CF-F	DN 100 CF-F	DN 160 CF-F	DN 40 CF-F
Window	kodial glass	kodial glass	kodial glass	kodial glass	kodial glass	sapphire glass
Seal	iron/nickel					
Flange	stainless steel 304/1.4301					
Bakeout temperature	°C			400		
Tightness	mbar l/s			$5 \times 10^{-11}$		

# DN 16 - DN 160 CF

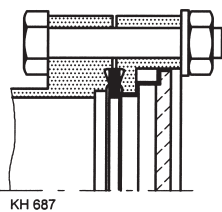
Type		DN 16 CF-F Viewport	DN 40 CF-F Viewport	DN 63 CF-F Viewport	DN 100 CF-F Viewport	DN 160 CF-F Viewport	DN 40 CF-F Viewport (Sapphire)
Pressure (absolute)							
Min.	mbar				$1 \times 10^{-10}$		
Max.	bar				2		
Max. at 400°C	bar				1		
Window thickness	mm	1.5	3	3.5	6	8	3
Weight	kg	0.04	0.24	0.85	1.4	2.8	0.35

## DIMENSIONS

[mm]

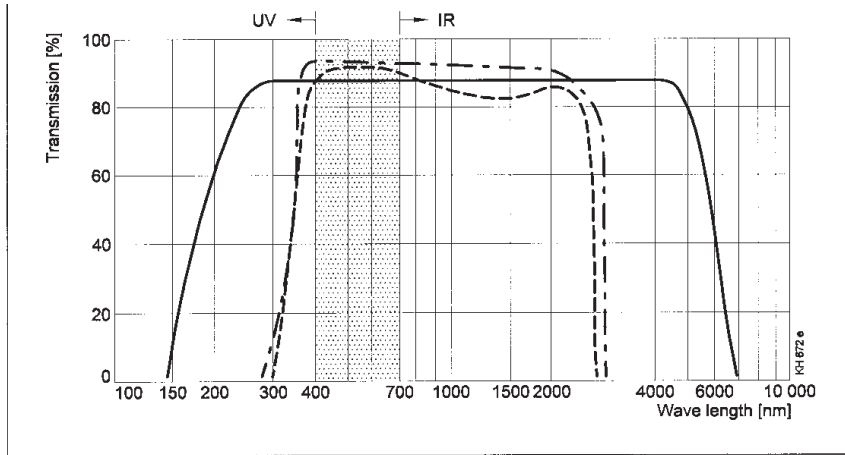


Mounting



## Viewports

## DN 63 - DN 160 ISO-F



Average transmittance curve

- Sapphire
- - - Kodial
- . - Borosilicate

## PROPERTIES

- Wide viewing angle

## ORDERING INFORMATION

Type	DN 63 ISO-F Viewport	DN 100 ISO-F Viewport	DN 160 ISO-F Viewport
Viewport <sup>1)</sup>	214-016	214-017	214-018
Protective glass, 5 pcs.	214-046	214-047	214-048

<sup>1)</sup> Claws, bolts, nuts and washer included

## SPECIFICATIONS

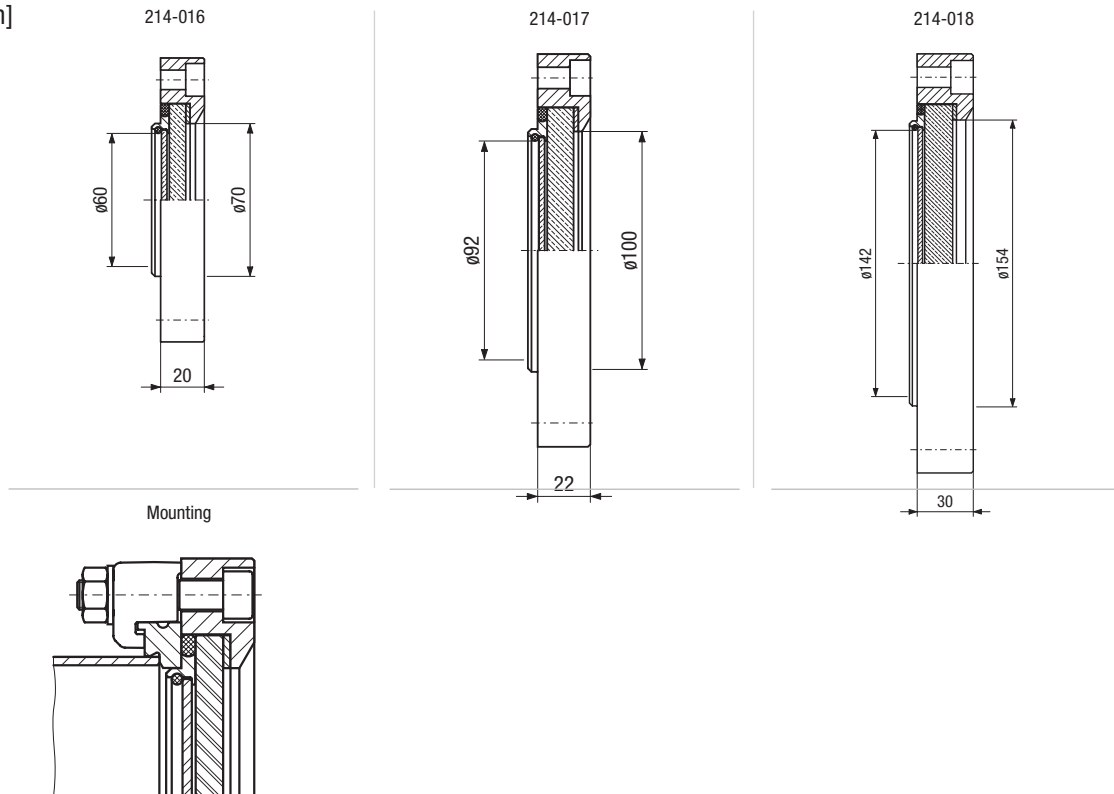
Type	DN 63 ISO-F Viewport	DN 100 ISO-F Viewport	DN 160 ISO-F Viewport
Vacuum connection	DN 63 ISO-F	DN 100 ISO-F	DN 160 ISO-F
Material			
Window		Borosilicate glass	
Seal		FPM	
Flange		Black anodized aluminum 6082	
Centering ring		Aluminum 6082	
Snap ring		Stainless steel 304/1.4301	
Bakeout temperature	°C	150	
Tightness	mbar l/s	1 × 10 <sup>-9</sup>	

# DN 63 - DN 160 ISO-F

Type		DN 63 ISO-F Viewport	DN 100 ISO-F Viewport	DN 160 ISO-F Viewport
Pressure (absolute)			1 × 10 <sup>-8</sup> mbar ... 2 bar	
Max. at 150°C	bar		1	
Thickness				
Window	mm	7.5	11	15
Protective glass	mm	2.3	2.3	2.3
Weight	kg	0.8	1.4	3

## DIMENSIONS

[mm]





## Vacuum Feedthroughs

# Vacuum Ball Bearings

### PROPERTIES

- Especially suited for clean vacuum applications and extreme residual gas requirements
- With shields (non-rubbing seals)
- With dry lubrication
- Bearing clearance



### ORDERING INFORMATION

Type	624 Ball Bearing	605 Ball Bearing	626 Ball Bearing	608 Ball Bearing	6000 Ball Bearing	6001 Ball Bearing
Part No.	214-211	214-212	214-213	214-214	214-215	214-216

### SPECIFICATIONS

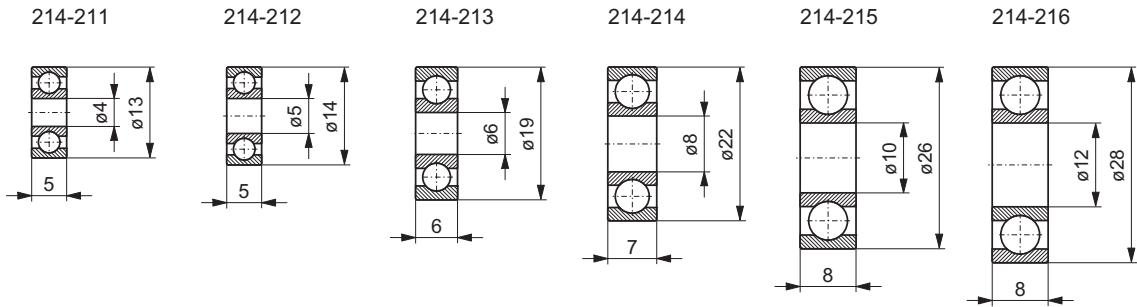
Type		624 Ball Bearing	605 Ball Bearing	626 Ball Bearing	608 Ball Bearing	6000 Ball Bearing	6001 Ball Bearing
Service life <sup>1)</sup> (revolutions)		> 20 Mio.					
Pressure (absolute)	mbar	$1 \times 10^{-12} \dots 1 \times 10^{-2}$					
Operating temperature <sup>2)</sup>	°C	-200 ... +300					
Material		Stainless steel – /1.4037					
Inner ring, outer ring, balls	AISI/DIN	Stainless steel 430 / 1.4016					
Cage	AISI/DIN						
Coating (dry lubrication)		Wolfratherm®					
Inner ring, outer ring, cage							
Rotational speed at							
20°C	rpm	5000	4000	3000	2500	2000	1500
300°C	rpm	1500	1500	1000	800	500	300
Load capacity <sup>3)</sup>							
Static load rating (Co)	N	400	400	800	1000	1500	2000
Dynamic load rating (C)	N	50	50	100	150	200	250
Axial load		<<C	<<C	<<C	<<C	<<C	<<C
Fit according to ISO		G6 / f6	G6 / f6	G6 / f6	G6 / f6	G6 / f6	G6 / f6
Weight	g	3	4	8	13	20	25

<sup>1)</sup> At half load and >1000 rpm  
<sup>2)</sup> At -200°C reduction of tenacity  
<sup>3)</sup> At 20°C; half value at 300°C

# Vacuum Ball Bearings

## DIMENSIONS

[mm]



## Vacuum Feedthroughs

# Lubricants and Sealing Materials



### HIGH TEMPERATURE LUBRICANT

- Prevents seizing of stainless steel screw connections at atmosphere even at high temperatures
- Remains fully effective for at least 10 bakeout cycles

### ORDERING INFORMATION

Type	C100
Part No.	214-231

### SPECIFICATIONS

Type	C 100
Temperature resistance	1000°C
In packages of	28 g

### SEALING MATERIAL

- For sealing small leaks

### ORDERING INFORMATION

Type	CAF 4
Part No.	214-233

### SPECIFICATIONS

Type	CAF 4
Temperature resistance	°C -40 – 200
Version	Paste
In packages of	g 100

## Lubricants and Sealing Materials

### VACUUM GREASE/OIL

- For sliding elastomer seals
- Low vapor pressure
- Good adhesiveness

### ORDERING INFORMATION

Type	Apezon M	Dow Corning	FU 090	FM 090	OL 090
Part No.	214-236	214-237	214-238	214-239	214-240

### SPECIFICATIONS

Type		Apezon M	Dow Corning	FU 090	FM 090	OL 090
Temperature resistance	°C	10 – 30	-40 – 200	-20 – 200	-60 – 300	-60 – 300
Vapor pressure at						
20°C	mbar	<10 <sup>-8</sup>	<5 × 10 <sup>-7</sup>	<10 <sup>-12</sup>	<10 <sup>-12</sup>	<10 <sup>-12</sup>
100°C	mbar		<7 × 10 <sup>-6</sup>	<10 <sup>-7</sup>	<10 <sup>-7</sup>	<10 <sup>-7</sup>
In packages of		25 g	50 g	10 g	30 g	10 ml
Material		Mineral grease	Silicon grease	Fluorinated grease	Fluorinated grease with MoS <sub>2</sub>	Fluorinated oil
Lubricity		Very good	Good	Good	Good/very good	Good
Resistance to						
Oxidation			Very good	Very good	Very good	Very good
Chemicals			Good	Very good	Very good	Very good
Thermal decomposition			Very good	Good	Good	Good

---

# **Vacuum Fittings**

---

# Vacuum Fittings

## Specifications

Seals Materials & Pressure Ranges Specifications ..... C1

## ISO-KF Small Flange Components

Connection Elements ISO-KF Small Flange Components ..... C3  
 Seals ISO-KF Small Flange Components ..... C9  
 Flanges ISO-KF Small Flange Components ..... C19  
 Pipe Fittings ISO-KF Small Flange Components ..... C21  
 Bellows/Hose with Flanges ISO-KF Small Flange Components ..... C27  
 Transition Pieces ISO-KF Small Flange Components ..... C31  
 Hose, Hose Connection ISO-KF Small Flange Components ..... C37

## ISO-K Clamp Flange Components

Connection Elements ISO-K Clamp Flange Components ..... C41  
 Seals ISO-K Clamp Flange Components ..... C43  
 Flanges ISO-K Clamp Flange Components ..... C47  
 Pipe Fittings ISO-K Clamp Flange Components ..... C49  
 Bellows/Hose with Flanges ISO-K Clamp Flange Components ..... C53  
 Transition Pieces ISO-K Clamp Flange Components ..... C55  
 Protective Lids ISO-K Clamp Flange Components ..... C59

## ISO-F Fixed Flange Components

Flange Components ISO-F Fixed Flange Components ..... C61

## UHV CF Components

Connection Elements UHV CF Components ..... C65  
 Seals UHV CF Components ..... C67  
 Flanges UHV CF Components ..... C71  
 Pipe Fittings UHV CF Components ..... C77  
 Bellows/Hose with Flanges UHV CF Components ..... C81  
 Transition Pieces UHV CF Components ..... C83  
 Protective Lids UHV CF Components ..... C85

## Specifications

## Seals Materials &amp; Pressure Ranges

## SEALS

Seal Material		Temperature	Reusability
Elastomer			
NBR	°C	-30 - +90	Yes
CR	°C	-40 - +100	Yes
FPM	°C	-15 - +150	Yes
Metal			
Indium	°C	-196 - +60	Yes
Aluminum	°C	-196 - +200	No
Copper	°C	-196 - +200	No
Silver-plated copper	°C	-196 - +450	No

## PRESSURE RANGE

Code Designation		Pressure Range (mbar - bar)	Tightness (mbar l/s)	Centering	Connection
ISO-KF	Aluminum	10 <sup>-7</sup> - 2	10 <sup>-8</sup>	inside	Clamping ring
		10 <sup>-7</sup> - 5	10 <sup>-8</sup>	outside	Clamping ring
		10 <sup>-7</sup> - 10	10 <sup>-8</sup>	outside	Clamping element / chain clamp
	Stainless steel	10 <sup>-8</sup> - 2	10 <sup>-9</sup>	inside	Clamping ring
		10 <sup>-8</sup> - 5	10 <sup>-9</sup>	outside	Clamping ring
		10 <sup>-8</sup> - 10	10 <sup>-9</sup>	outside	Clamping element / chain clamp
ISO-K	Stainless steel	10 <sup>-8</sup> - 2	10 <sup>-9</sup>	inside	Clamping screw, claw grips
CF-F/R	Stainless steel	10 <sup>-12</sup> - 1	10 <sup>-9</sup>	—	screws

## Seals Materials & Pressure Ranges

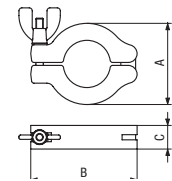


## ISO-KF Small Flange Components

### Connection Elements

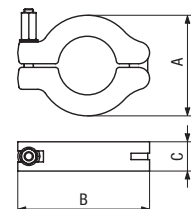
#### CLAMPING RING WING NUT

		DN ... ISO-KF	Part No.	A	B	C
Clamping ring half:	aluminum 380.0	10 – 16	211-001	45	61	16
Bolt:	steel nickel plated	20 – 25	211-002	55	72	16
Nut:	zinc alloy nickel plated	32 – 40	211-003	70	90	18
		50	211-004	95	123	25



#### CLAMPING RING HEX NUT

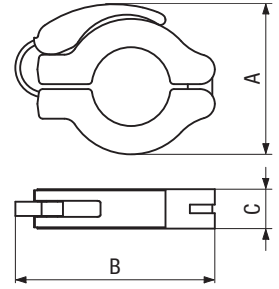
		DN ... ISO-KF	Part No.	A	B	C
Clamping ring half:	aluminum 380.0	10 – 16	211-611	45	61	16
Bolt and nut:	steel nickel plated	20 – 25	211-612	55	72	16
		32 – 40	211-613	70	90	18
		50	211-614	95	123	25



## Connection Elements

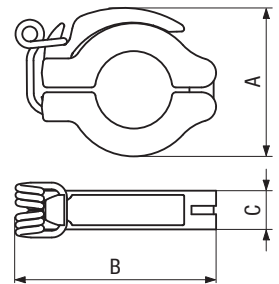
### RAPID FASTENING CLAMP

		DN ... ISO-KF	Part No.	A	B	C
Spring:	steel	10 – 16	211-005	52	70	16
Clamping ring half:	aluminum 380.0	20 – 25	211-006	61	81	16
Lever:	polyamide	32 – 40	211-007	75	98	18
Temperature	≤80°C					



### RAPID FASTENING CLAMP ALL METAL

		DN ... ISO-KF	Part No.	A	B	C
Spring:	stainless steel	10 – 16	211-036	53	71	16
Clamping ring half:	aluminum 380.0	20 – 25	211-037	61	82	16
Lever:	aluminum -/3.2582	32 – 40	211-038	78	99	18
Temperature	≤150°C					



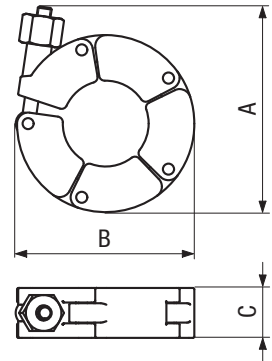
# Connection Elements

## CHAIN CLAMP

		DN ... ISO-KF	Part No.	A	B	C	Nm <sup>1)</sup>
Chain link:	aluminum 6081	10 – 16	211-021	72	52	18	2.5 / 2.5
Screw & nut & bolts:	steel 1.6582 / nitro	20 – 25	211-022	82.5	62	18	3.5 / 3
	gas carburized	32 – 40	211-023	88	77	18	5 / 3
		50	211-024	119	95	20	6 / 3

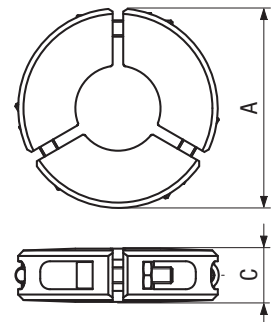



<sup>1)</sup> Tightening torque aluminum max / elastomer max



## CLAMPING ELEMENT

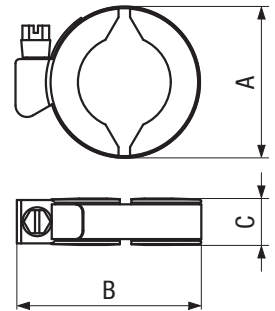
		DN ... ISO-KF	Part No.	A	C
Clamping Element:	aluminum 380.0	10 – 16	211-008	52	18
Bolt:	stainless steel	20 – 25	211-009	75	20
Nut:	steel zinc plated	32 – 40	211-010	90	23
		50	211-011	115	28



# Connection Elements

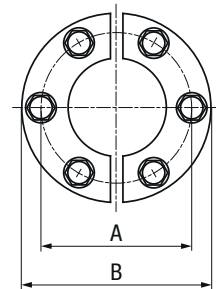
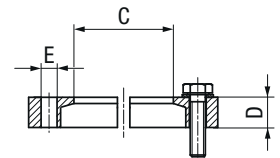
## HOSE CLIP CLAMPING RING

		DN ... ISO-KF	Part No.	A	B	C
Clamping ring half:	aluminum 380.0	10 – 16	211-016	42	54	16
Band:	stainless steel	20 – 25	211-017	52	64	16
Bolt, nut & thread:	steel zinc plated	32 – 40	211-018	67	79	16



## BULKHEAD CLAMP WITH METRIC SCREWS

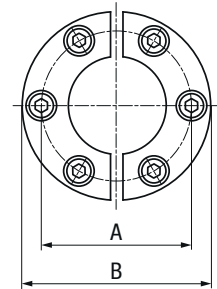
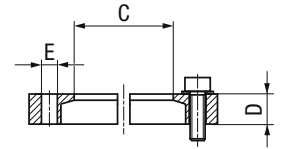
		DN ... ISO-KF	Part No.	A	B	C	D	E	Bolts
Clamping Element:	aluminum 6082	10 – 16	211-541	38.1	51	22	9.5	5.3	6 pcs.
Bolt:	Hexagon head screw; DIN933, A2, M5x20; silver plated	20 – 25	211-542	48	61	32	9.5	5.3	6 pcs.
		32 – 40	211-543	62	75	47	9.5	5.3	6 pcs.
Washer:	Washer DIN 125 A A2, 5.3/10x1	50	211-544	82.55	95	62	10	5.3	8 pcs.



## Connection Elements

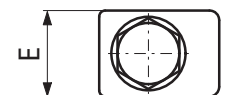
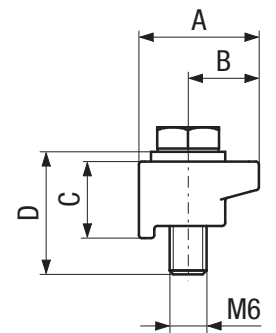
### BULKHEAD CLAMP WITH INCH SCREWS

		DN ... ISO-KF	Part No.	A	B	C	D	E	Bolts
Clamping Element:	aluminum 6082	10 – 16	211-545	38.1	51	22	9.5	5.3	6 pcs.
Bolt:	Hexagon socket head cap screw; Inox, 10-32 UNF x 5/8"; silver plated	20 – 25	211-546	48	61	32	9.5	5.3	6 pcs.
		32 – 40	211-547	62	75	47	9.5	5.3	6 pcs.
		50	211-548	82.55	95	62	10	5.3	8 pcs.
Washer:	Washer DIN 125 A								A2, 5.3/10x1



### CLAW CLAMP WITH HEX. HEAD SCREW

		DN ... ISO-KF	Part No.	A	B	C	D	E	Set of
Claw:	aluminum 6081	10 – 50	211-015	19.5	11.5	12.5	20	14	4 pcs.
Screw & washer:	stainless steel								

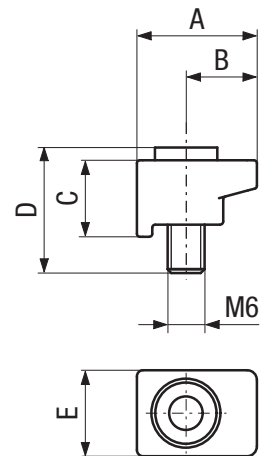


# Connection Elements

## CLAW CLAMP WITH HEX. SOCKET CAP SCREW

		DN ... ISO-KF	Part No.	A	B	C	D	E	Set of
Claw:	aluminum 6081	10 – 50	211-040	19.5	11.5	12.5	20	14	4 pcs.
Screw:	stainless steel								

\* recommended for MAG / MPG

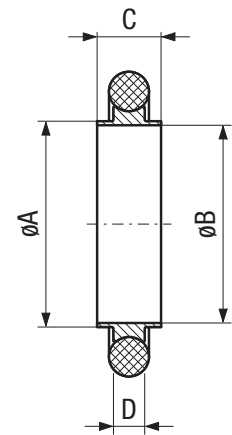


## ISO-KF Small Flange Components

### Seals

#### CENTERING RING ALUMINUM

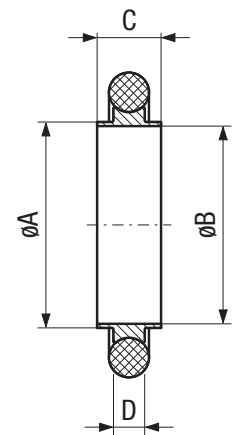
	DN ... ISO-KF	Part No.	A	B	C	D
Ring: aluminum 6026	10	211-051	12	10	8	3.9
Seal: elastomer CR	16	211-052	17	16	8	3.9
	20	211-053	22	20	8	3.9
	25	211-054	26	25	8	3.9
	32	211-055	34	32	8	3.9
	40	211-056	41	40	8	3.9
	50	211-057	52	50	8	3.9
Ring: aluminum 6026	10	211-058	12	10	8	3.9
Seal: elastomer FPM	16	211-059	17	16	8	3.9
	20	211-060	22	20	8	3.9
	25	211-061	26	25	8	3.9
	32	211-062	34	32	8	3.9
	40	211-063	41	40	8	3.9
	50	211-064	52	50	8	3.9
Ring: aluminum 6026	10	211-651	12	10	8	3.9
Seal: elastomer NBR	16	211-652	17	16	8	3.9
	20	211-653	22	20	8	3.9
	25	211-654	26	25	8	3.9
	32	211-655	34	32	8	3.9
	40	211-656	41	40	8	3.9
	50	211-657	52	50	8	3.9
Ring: aluminum 6026	10	211-658	12	10	8	3.9
Seal: elastomer EPDM	16	211-659	17	16	8	3.9
	20	211-660	22	20	8	3.9
	25	211-661	26	25	8	3.9
	32	211-662	34	32	8	3.9
	40	211-663	41	40	8	3.9
	50	211-664	52	50	8	3.9
Ring: aluminum 6026	10	211-665	12	10	8	3.9
Seal: elastomer VMQ (silicone)	16	211-666	17	16	8	3.9
	20	211-667	22	20	8	3.9
	25	211-668	26	25	8	3.9
	32	211-669	34	32	8	3.9
	40	211-670	41	40	8	3.9
	50	211-671	52	50	8	3.9



# Seals

## CENTERING RING STAINLESS STEEL 303

	DN ... ISO-KF	Part No.	A	B	C	D
Ring: stainless steel 303/1.4305	10	211-672	12	10	8	3.9
Seal: elastomer CR	16	211-673	17	16	8	3.9
	20	211-674	22	20	8	3.9
	25	211-675	26	25	8	3.9
	32	211-676	34	32	8	3.9
	40	211-677	41	40	8	3.9
	50	211-678	52	50	8	3.9
Ring: stainless steel 303/1.4305	10	211-065	12	10	8	3.9
Seal: elastomer FPM	16	211-066	17	16	8	3.9
	20	211-067	22	20	8	3.9
	25	211-068	26	25	8	3.9
	32	211-069	34	32	8	3.9
	40	211-070	41	40	8	3.9
	50	211-071	52	50	8	3.9
Ring: stainless steel 303/1.4305	10	211-679	12	10	8	3.9
Seal: elastomer NBR	16	211-680	17	16	8	3.9
	20	211-681	22	20	8	3.9
	25	211-682	26	25	8	3.9
	32	211-683	34	32	8	3.9
	40	211-684	41	40	8	3.9
	50	211-685	52	50	8	3.9
Ring: stainless steel 303/1.4305	10	211-686	12	10	8	3.9
Seal: elastomer EPDM	16	211-687	17	16	8	3.9
	20	211-688	22	20	8	3.9
	25	211-689	26	25	8	3.9
	32	211-690	34	32	8	3.9
	40	211-691	41	40	8	3.9
	50	211-692	52	50	8	3.9
Ring: stainless steel 303/1.4305	10	211-693	12	10	8	3.9
Seal: elastomer VMQ (silicone)	16	211-694	17	16	8	3.9
	20	211-695	22	20	8	3.9
	25	211-696	26	25	8	3.9
	32	211-697	34	32	8	3.9
	40	211-698	41	40	8	3.9
	50	211-699	52	50	8	3.9

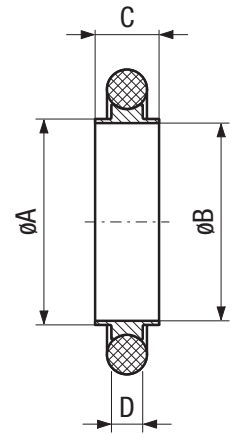




# Seals

## CENTERING RING STAINLESS STEEL 316L

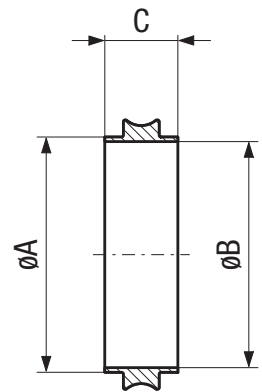
	DN ... ISO-KF	Part No.	A	B	C	D
Ring: stainless steel 316L/1.4404	10	211-735	12	10	8	3.9
Seal: elastomer CR	16	211-736	17	16	8	3.9
	20	211-737	22	20	8	3.9
	25	211-738	26	25	8	3.9
	32	211-739	34	32	8	3.9
	40	211-740	41	40	8	3.9
	50	211-741	52	50	8	3.9
Ring: stainless steel 316L/1.4404	10	211-742	12	10	8	3.9
Seal: elastomer FPM	16	211-743	17	16	8	3.9
	20	211-744	22	20	8	3.9
	25	211-745	26	25	8	3.9
	32	211-746	34	32	8	3.9
	40	211-747	41	40	8	3.9
	50	211-748	52	50	8	3.9
Ring: stainless steel 316L/1.4404	10	211-749	12	10	8	3.9
Seal: elastomer NBR	16	211-750	17	16	8	3.9
	20	211-751	22	20	8	3.9
	25	211-752	26	25	8	3.9
	32	211-753	34	32	8	3.9
	40	211-754	41	40	8	3.9
	50	211-755	52	50	8	3.9
Ring: stainless steel 316L/1.4404	10	211-756	12	10	8	3.9
Seal: elastomer EPDM	16	211-757	17	16	8	3.9
	20	211-758	22	20	8	3.9
	25	211-759	26	25	8	3.9
	32	211-760	34	32	8	3.9
	40	211-761	41	40	8	3.9
	50	211-762	52	50	8	3.9
Ring: stainless steel 316L/1.4404	10	211-763	12	10	8	3.9
Seal: elastomer VMQ (silicone)	16	211-764	17	16	8	3.9
	20	211-765	22	20	8	3.9
	25	211-766	26	25	8	3.9
	32	211-767	34	32	8	3.9
	40	211-768	41	40	8	3.9
	50	211-769	52	50	8	3.9



# Seals

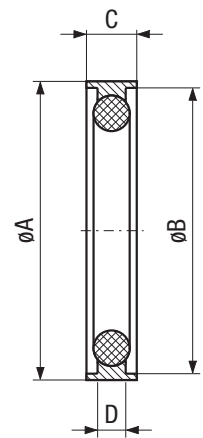
## CENTERING RING WITHOUT O-RING

	DN ... ISO-KF	Part No.	A	B	C
Aluminum 6026/EN AW-6026 T6	10	201-301	12	10	8
	16	201-302	17	16	8
	20	201-303	22	20	8
	25	201-304	26	25	8
	32	201-305	34	32	8
	40	201-306	41	40	8
	50	201-307	52	50	8
Stainless steel 303/1.4305	10	201-308	12	10	8
	16	201-309	17	16	8
	20	201-310	22	20	8
	25	201-311	26	25	8
	32	201-312	34	32	8
	40	201-313	41	40	8
	50	201-314	52	50	8
Stainless steel 316L/1.4404	10	201-375	12	10	8
	16	201-376	17	16	8
	20	201-377	22	20	8
	25	201-378	26	25	8
	32	201-379	34	32	8
	40	201-380	41	40	8
	50	201-381	52	50	8



## EXTERNAL CENTERING RING

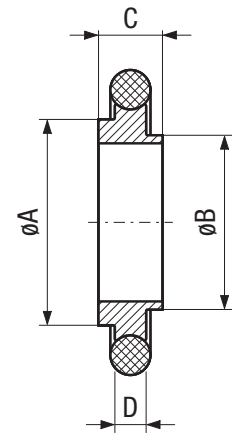
	DN ... ISO-KF	Part No.	A	B	C	D
Ring: aluminum 6026	10-16	211-081	32	30.2	7	3.9
Seal: elastomer CR	20-25	211-082	42	40.2	7	3.9
	32-40	211-083	57	55.2	7	3.9
	50	211-084	77	75.2	7	3.9
Ring: aluminum 6026	10-16	211-085	32	30.2	7	3.9
Seal: elastomer FPM	20-25	211-086	42	40.2	7	3.9
	32-40	211-087	57	55.2	7	3.9
	50	211-088	77	75.2	7	3.9
Ring: aluminum 6026	10-16	211-700	32	30.2	7	3.9
Seal: elastomer NBR	20-25	211-701	42	40.2	7	3.9
	32-40	211-702	57	55.2	7	3.9
	50	211-703	77	75.2	7	3.9
Ring: aluminum 6026	10-16	211-704	32	30.2	7	3.9
Seal: elastomer EPDM	20-25	211-705	42	40.2	7	3.9
	32-40	211-706	57	55.2	7	3.9
	50	211-707	77	75.2	7	3.9
Ring: aluminum 6026	10-16	211-708	32	30.2	7	3.9
Seal: elastomer VMQ (silicone)	20-25	211-709	42	40.2	7	3.9
	32-40	211-710	57	55.2	7	3.9
	50	211-711	77	75.2	7	3.9



# Seals

## REDUCING CENTERING RING

	DN ... ISO-KF	Part No.	A	B	C	D	E
Ring: aluminum 6026	10 / 16	211-072	17	10	12	8	3.9
Seal: elastomer CR	20 / 25	211-073	26	20	22	8	3.9
	32 / 40	211-074	41	32	34	8	3.9
Ring: aluminum 6026	10 / 16	211-075	17	10	12	8	3.9
Seal: elastomer FPM	20 / 25	211-076	26	20	22	8	3.9
	32 / 40	211-077	41	32	34	8	3.9
Ring: aluminum 6026	10 / 16	211-712	17	10	12	8	3.9
Seal: elastomer NBR	20 / 25	211-713	26	20	22	8	3.9
	32 / 40	211-714	41	32	34	8	3.9
Ring: aluminum 6026	10 / 16	211-715	17	10	12	8	3.9
Seal: elastomer EPDM	20 / 25	211-716	26	20	22	8	3.9
	32 / 40	211-717	41	32	34	8	3.9
Ring: aluminum 6026	10 / 16	211-718	17	10	12	8	3.9
Seal: elastomer VMQ (silicone)	20 / 25	211-719	26	20	22	8	3.9
	32 / 40	211-720	41	32	34	8	3.9
Ring: stainless steel 303/1.4305	10 / 16	211-721	17	10	12	8	3.9
Seal: elastomer CR	20 / 25	211-722	26	20	22	8	3.9
	32 / 40	211-723	41	32	34	8	3.9
Ring: stainless steel 303/1.4305	10 / 16	211-078	17	10	12	8	3.9
Seal: elastomer FPM	20 / 25	211-079	26	20	22	8	3.9
	32 / 40	211-080	41	32	34	8	3.9
Ring: stainless steel 303/1.4305	10 / 16	211-724	17	10	12	8	3.9
Seal: elastomer NBR	20 / 25	211-725	26	20	22	8	3.9
	32 / 40	211-726	41	32	34	8	3.9
Ring: stainless steel 303/1.4305	10 / 16	211-727	17	10	12	8	3.9
Seal: elastomer EPDM	20 / 25	211-728	26	20	22	8	3.9
	32 / 40	211-729	41	32	34	8	3.9
Ring: stainless steel 303/1.4305	10 / 16	211-730	17	10	12	8	3.9
Seal: elastomer VMQ (silicone)	20 / 25	211-731	26	20	22	8	3.9
	32 / 40	211-732	41	32	34	8	3.9



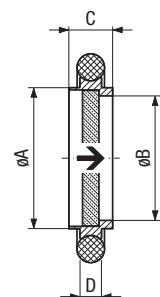
## CENTERING RING WITH FILTER

	DN ... ISO-KF	Part No.	A	B	C	D	E <sup>1)</sup>
Ring: stainless steel 303/1.4305	10	211-089	12	8	8	3.9	0.5
Seal: elastomer FPM	16	211-090	17	14	8	3.9	1.2
Filter: stainless steel 316L/1.4404	25	211-092	26	23	8	3.9	4.2
	40	211-094	41	38	8	3.9	11.3
	50	211-095	52	48	8	3.9	18.1

Pore size: 0.02 mm

E: flow rate m<sup>3</sup>/h

<sup>1)</sup> Air at 20°C, 200 mbar differential pressure in m<sup>3</sup>/h



➔ Recommended gas flow direction

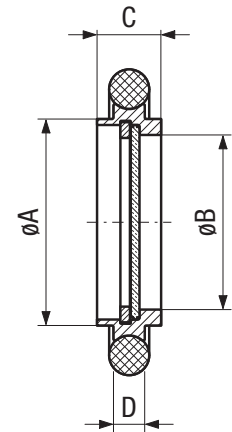
# Seals

## CENTERING RING WITH FINE FILTER

		DN ... ISO-KF	Part No.	A	B	C	D
Inner ring:	stainless steel 303/1.4305	10	211-096	12	9	8	3.9
Snab ring:	stainless steel 304/1.4301	16	211-097	17	13	8	3.9
Seal:	elastomer FPM	25	211-098	26	22	8	3.9
Filter:	stainless steel 316L/1.4404	40	211-099	41	35.5	8	3.9
		50	211-100	52	45.7	8	3.9

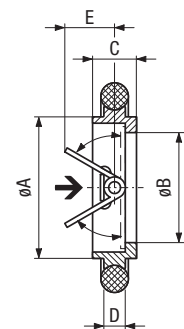
Pore size: 0.004 mm

Degree of separation at 0.001 mm up to 98%



## CENTERING RING WITH THROTTLE

		DN ... ISO-KF	Part No.	A	B	C	D	E
Ring:	aluminum 6082	16	211-622	17	13	8	3.9	6.2
Inner parts:	stainless steel 301/1.4310	25	211-623	26	18	8	3.9	9
	stainless steel 303/1.4305	40	211-624	41	30	8	3.9	14.3
Seal:	elastomer FPM	50	211-625	52	42	8	3.9	19.9

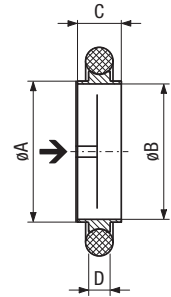


➔ Recommended gas flow direction

# Seals

## CENTERING RING WITH BAFFLE

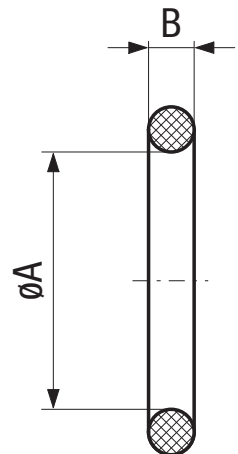
	DN ... ISO-KF	Part No.	A	B	C
Ring: stainless steel 303 / 1.4305	20 – 25	211-113	26	25	8
Baffle: stainless steel 301 / 1.4310					
Seal: elastomer FPM					



➔ Recommended gas flow direction

## O-RING

	DN ... ISO-KF	Part No.	A	B	Set of
Elastomer CR	10	211-146	15	5	10 pcs.
	16	211-147	18	5	10 pcs.
	20	211-148	25	5	10 pcs.
	25	211-149	28	5	10 pcs.
	32	211-150	40	5	10 pcs.
	40	211-151	42	5	10 pcs.
Elastomer FPM	50	211-152	55	5	10 pcs.
	10	211-153	15	5	10 pcs.
	16	211-154	18	5	10 pcs.
	20	211-155	25	5	10 pcs.
	25	211-156	28	5	10 pcs.
	32	211-157	40	5	10 pcs.
	40	211-158	42	5	10 pcs.
50	211-159	55	5	10 pcs.	

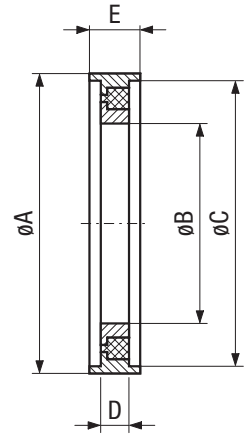


# Seals

## INDIUM SEAL

		DN ... ISO-KF	Part No.	A	B	C	D	E
Inner ring:	stainless steel 304/1.4301	10-16	211-162	32	18	30	3.9	7
Outer ring:	aluminum 5012	20-25	211-163	42	28	40	3.9	7
Seal:	indium	32-40	211-164	57	43	55	3.9	7
		50	211-165	77	63	75	3.9	7

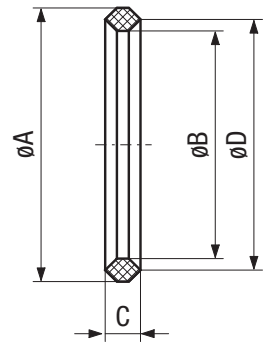

Working temperature -196° ... +60°C



## ALUMINUM SEAL

		DN ... ISO-KF	Part No. <sup>1)</sup>	A	B	C	D
Aluminum annealed 6082		10-16	211-167	25.6	19.6	4.5	22.6
		20-25	211-168	35.6	29.6	4.5	32.6
		32-40	211-169	50.6	44.6	4.5	47.6
		50	211-170	65.6	59.6	4.5	62.6

Set of 3 pieces



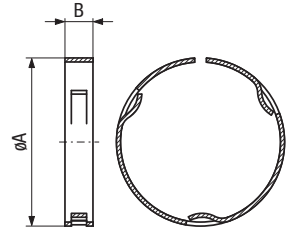
<sup>1)</sup> for support ring see separate ordering information "support ring for aluminum seal"

# Seals

## SUPPORT RING FOR ALUMINUM SEAL

	DN ... ISO-KF	Part No. <sup>1)</sup>	A	B
Stainless steel 301/1.4310	10-16	211-171	32	7
	20-25	211-172	42	7
	32-40	211-173	57	7
	50	211-174	77	7

<sup>1)</sup> for aluminum seal see separate ordering information "aluminum seal"



## Seals

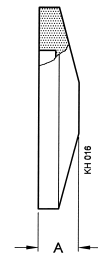



## ISO-KF Small Flange Components

### Flanges

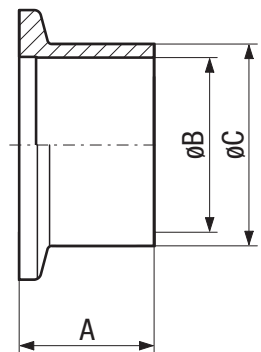
#### BLANK FLANGE

	DN ... ISO-KF	Part No.	A
Aluminum 6082	10	211-176	5
	16	211-177	5
	25	211-178	5
	40	211-179	5
	50	211-180	6
Stainless steel 304/1.4301	10	211-181	5
	16	211-182	5
	25	211-183	5
	40	211-184	5
	50	211-185	6
Stainless steel 316L/1.4404	10	211-791	5
	16	211-792	5
	25	211-793	5
	40	211-794	5
	50	211-795	6



#### FLANGE WITH TUBE, SHORT

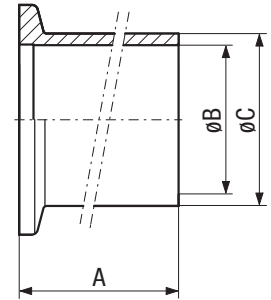
	DN ... ISO-KF	Part No.	A	B	C
Steel 1.0037	10	211-201	20	12	16
	16	211-202	20	16	20
	25	211-203	20	26	30
	40	211-204	20	41	45
	50	211-205	20	51	55
Stainless steel 304/1.4301	10	211-211	20	12	16
	16	211-212	20	16	20
	25	211-213	20	26	30
	40	211-214	20	41	45
	50	211-215	20	50	54
Stainless steel 316L/1.4404	10	211-826	20	12	16
	16	211-827	20	16	20
	25	211-828	20	26	30
	40	211-829	20	41	45
	50	211-830	20	50	54



# Flanges

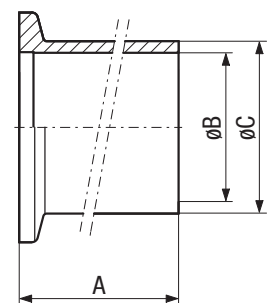
## FLANGE WITH TUBE, MEDIUM

	DN ... ISO-KF	Part No.	A	B	C
Stainless steel 304/1.4301	10	211-221	30	12	16
	16	211-222	30	16	20
	25	211-223	30	26	30
	40	211-224	30	41	45
	50	211-225	30	50	54
Stainless steel 316L/1.4404	10	211-831	30	12	16
	16	211-832	30	16	20
	25	211-833	30	26	30
	40	211-834	30	41	45
	50	211-835	30	50	54



## FLANGE WITH TUBE, LONG

	DN ... ISO-KF	Part No.	A	B	C
Steel 1.0037	10	211-206	70	12	16
	16	211-207	70	16	20
	25	211-208	70	26	30
	40	211-209	70	41	45
	50	211-210	70	51	55
Stainless steel 304/1.4301	10	211-216	70	12	16
	16	211-217	70	16	20
	25	211-218	70	26	30
	40	211-219	70	41	45
	50	211-220	70	50	54
Stainless steel 316L/1.4404	10	211-836	70	12	16
	16	211-837	70	16	20
	25	211-838	70	26	30
	40	211-839	70	41	45
	50	211-840	70	50	54

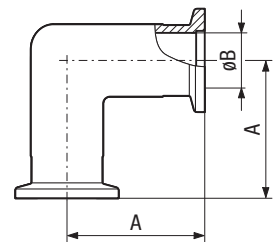


## ISO-KF Small Flange Components

### Pipe Fittings

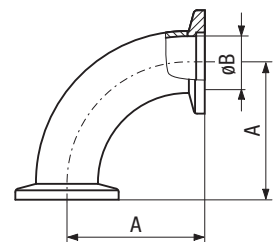
#### ELBOW 90° ALUMINUM

	DN ... ISO-KF	Part No.	A	B
Aluminum 6082	10	211-251	30	12
	16	211-252	40	16
	25	211-253	50	25
	40	211-254	65	39



#### ELBOW 90° STAINLESS STEEL

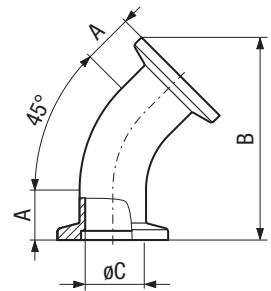
	DN ... ISO-KF	Part No.	A	B
Stainless steel 304/1.4301	10	211-286	30	9
	16	211-287	40	15
	25	211-288	50	25
	40	211-289	65	40.5
	50	211-290	70	49



# Pipe Fittings

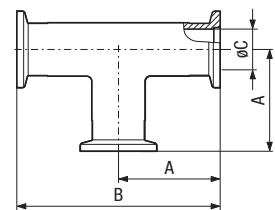
## ELBOW 45°

	DN ... ISO-KF	Part No.	A	B	C
Stainless steel 304/1.4301	16	211-307	13.6	55	15
	25	211-308	16.7	68.8	25
	40	211-309	15.1	87.7	37



## TEE

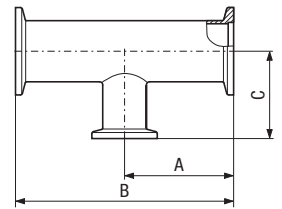
	DN ... ISO-KF	Part No.	A	B	C
Aluminum 6082	10	211-261	30	60	12
	16	211-262	40	80	16
	25	211-263	50	100	25
	40	211-264	65	130	39
Stainless steel 304/1.4301	10	211-291	30	60	12
	16	211-292	40	80	16
	25	211-293	50	100	25
	40	211-294	65	130	40.5
	50	211-295	70	140	53



# Pipe Fittings

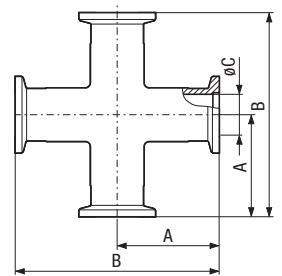
## REDUCING TEE

	DN ... ISO-KF	Part No.	A	B	C
Stainless steel 304/1.4301	25 / 16	211-316	50	100	40
	40 / 16	211-317	65	130	40
	40 / 25	211-318	65	130	50
	50 / 16	211-319	70	140	50
	50 / 25	211-320	70	140	65
	50 / 40	211-321	70	140	65



## CROSS

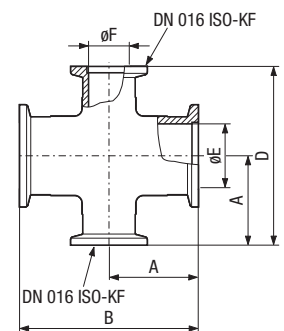
	DN ... ISO-KF	Part No.	A	B	C
Aluminum 6082	10	211-266	30	60	12
	16	211-267	40	80	16
	25	211-268	50	100	25
	40	211-269	65	130	39
Stainless steel 304/1.4301	10	211-296	30	60	12
	16	211-297	40	80	16
	25	211-298	50	100	25
	40	211-299	65	130	40.5
	50	211-300	70	140	53



# Pipe Fittings

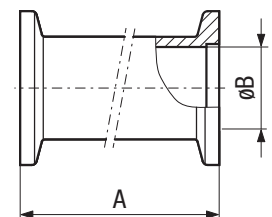
## REDUCING CROSS

	DN ... ISO-KF	Part No.	A	B	C	D	E	F
Aluminum 6082	25 / 16	211-271	35	70	35	70	25	16
	40 / 16	211-272	40	80	45	90	39	16
Stainless steel 304/1.4301	25 / 16	211-301	35	70	35	70	25	17
	40 / 16	211-302	40	80	45	90	40.5	16
	50 / 16	211-303	50	100	50	100	53	16



## INTERMEDIATE PIECE

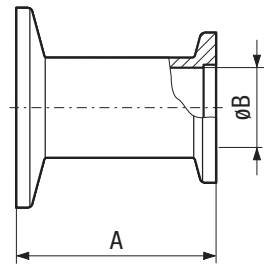
	DN ... ISO-KF	Part No.	A	B
Aluminum 6082	16	211-227	80	16
	25	211-228	100	25
	40	211-229	130	40
Stainless steel 304/1.4301	16	211-277	80	16
	25	211-278	100	25
	40	211-599	76.2	40.5
	40	211-279	130	40.5
	50	211-280	140	53



## Pipe Fittings

### REDUCER

	DN ... ISO-KF	Part No.	A	B
Aluminum 6082	25 / 16	211-231	40	16
	40 / 16	211-232	40	16
	40 / 25	211-233	40	25
	50 / 40	211-234	40	40
Stainless steel 304/1.4301	25 / 16	211-281	40	16
	40 / 16	211-282	40	16
	40 / 25	211-283	40	26
	50 / 16	211-323	40	16
	50 / 25	211-324	40	26
	50 / 40	211-284	40	40



## Pipe Fittings



## ISO-KF Small Flange Components

# Bellows/Hose with Flanges

### BELLOWS

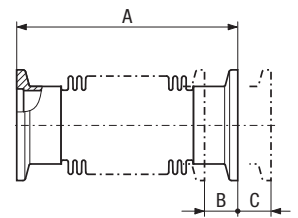
		DN ... ISO-KF	Part No.	A	B	C	D	E
Flanges:	stainless steel 304/1.4301	10	211-326	70	3.5	3	23°	5
Bellows:	stainless steel 316Ti/1.4571	16	211-327	70	6.4	4.1	21°	4
		25	211-328	80	8	5	17°	3.5
		40	211-329	100	11	7	15°	7
		50	211-330	100	10	6	15°	8

Max. internal pressure: 4 bar

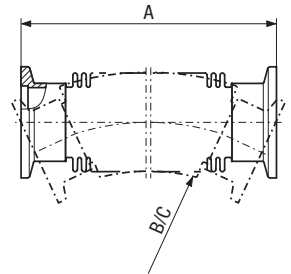
A = unstressed length

D = max. deviation from axis

E = lateral displacement



# Bellows/Hose with Flanges



METAL HOSE, HIGH FLEXIBLE					
	DN ... ISO-KF	Part No.	A	B	C
Flanges: stainless steel 304	10	211-331	250	100	17
Bellows: stainless steel 316L/1.4404	10	211-332	500	100	17
	10	211-333	750	100	17
	10	211-334	1000	100	17
	16	211-335	250	70	50
	16	211-336	500	70	50
	16	211-337	750	70	50
	16	211-338	1000	70	50
	16	211-531	1500	70	50
	16	211-532	2000	70	50
	25	211-339	250	100	60
	25	211-340	500	100	60
	25	211-341	750	100	60
	25	211-342	1000	100	60
	25	211-533	1500	100	60
	25	211-534	2000	100	60
	40	211-343	250	130	100
	40	211-344	500	130	100
	40	211-345	750	130	100
	40	211-346	1000	130	100
	40	211-535	1500	130	100
	40	211-536	2000	130	100
	50	211-347	250	200	130
	50	211-348	500	200	130
	50	211-349	750	200	130
	50	211-350	1000	200	130

B = radius for multiple bending

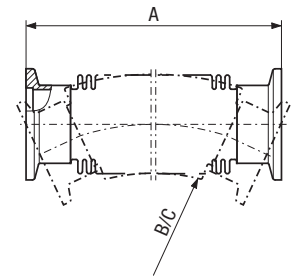
C = radius for single bend

max. internal pressure 4 bar

## Bellows/Hose with Flanges

### METAL HOSE, FLEXIBLE

	DN ... ISO-KF	Part No.	A	B
Flanges: stainless steel 316/(304)	10	211-851	250	40
Bellows: stainless steel 316L/ (316Ti)	10	211-852	500	40
	10	211-853	750	40
	10	211-854	1000	40
	16	211-857	250	60
	16	211-858	500	60
	16	211-859	750	60
	16	211-860	1000	60
	16	211-861	1500	60
	16	211-862	2000	60
	25	211-863	250	115
	25	211-864	500	115
	25	211-865	750	115
	25	211-866	1000	115
	25	211-867	1500	115
	25	211-868	2000	115
	40	211-869	250	149
	40	211-870	500	149
	40	211-871	750	149
	40	211-872	1000	149
	40	211-873	1500	149
40	211-874	2000	149	

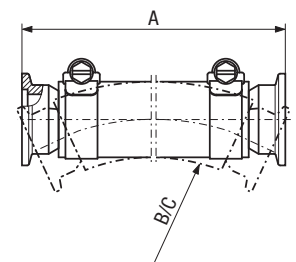


B = radius for single bending

max. internal pressure 4 bar

### PVC HOSE

	DN ... ISO-KF	Part No.	A	B	C
Hose: PVC with cast in steel spiral	16	211-406	500	130	65
Nipple: aluminum 6082	16	211-407	1000	130	65
Hose clamp: stainless steel 430	16	211-509	1500	130	65
	25	211-408	500	200	100
	25	211-409	1000	200	100
	25	211-412	2000	200	100
	25	211-413	5000	200	100
	40	211-410	500	260	130
	40	211-411	1000	260	130



B = radius for multiple bending

C = radius for single bending

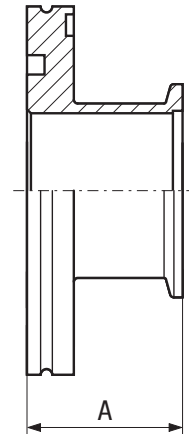
## Bellows/Hose with Flanges

## ISO-KF Small Flange Components

### Transition Pieces

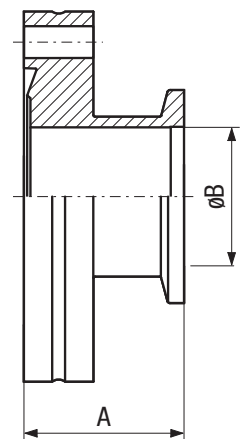
#### ADAPTOR ISO-KF/ISO-K

	ISO-KF/ISO-K	Part No.	A
Aluminum 6082	40 / 63	212-171	40
	50 / 63	212-172	45
Stainless steel 303/1.4305	40 / 63	212-173	40
	50 / 63	212-174	45
	40 / 100	212-175	40
	25 / 63	212-176	50



#### ADAPTOR ISO-KF/ISO-CF-F

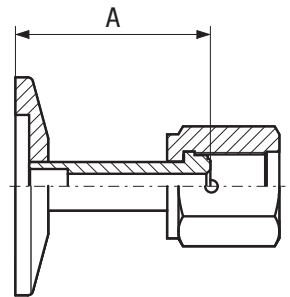
	ISO-KF/CF-F	Part No.	A	B
Stainless steel 304L/1.4306	16 / 16	213-251	35	16
	25 / 16	213-252	35	16
	16 / 40	213-254	30	16
	25 / 40	213-255	30	26
	40 / 40	213-256	50	37
	40 / 63	213-259	35	41
	40 / 100	213-262	50	41



# Transition Pieces

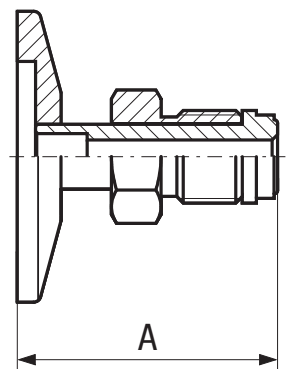
## ADAPTOR ISO-KF/VCR FEMALE

	ISO-KF/VCR	Part No.	A
Flange: stainless steel 304/1.4301	16 / ¼ in.	211-359	35.8
Nut: stainless steel 316L/1.4435	25 / ¼ in.	211-480	35.8
	25 / ½ in.	211-360	40.6
	40 / ¾ in.	211-361	53.3
Width across flats in inch			



## ADAPTOR ISO-KF/VCR MALE

	ISO-KF/VCR	Part No.	A
Flange: stainless steel 304/1.4301	16 / ¼ in.	211-362	35.8
Nut: stainless steel 316L/1.4435	25 / ¼ in.	211-481	35.8
	25 / ½ in.	211-363	40.6
	40 / ¾ in.	211-364	53.3
Width across flats in inch			



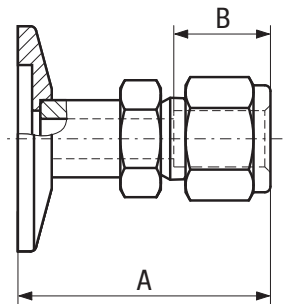
## Transition Pieces

### ADAPTOR ISO-KF/SWAGELOK®

	ISO-KF/ Swagelok®	Part No.	A	B
Flange: stainless steel 304/1.4301	16 / 6 mm	211-356 <sup>1)</sup>	37	15.3
Nut: stainless steel 316L/1.4435	25 / 10 mm	211-357 <sup>1)</sup>	45	17.2
	40 / 16 mm	211-358 <sup>1)</sup>	53	24.4
	16 / 1/8 in.	211-476 <sup>2)</sup>	35	12.7
	25 / 1/4 in.	211-477 <sup>2)</sup>	37	15.5
	40 / 1/4 in.	211-478 <sup>2)</sup>	37	15.5
	40 / 1/2 in.	211-479 <sup>2)</sup>	47	23

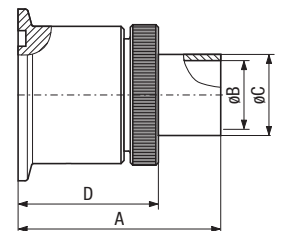
<sup>1)</sup> Width across flats metric (SI)

<sup>2)</sup> Width across flats in inch



### GLASS TUBE CONNECTION

	DN ... ISO-KF	Part No.	A	B	C	D
Flange: aluminum 6082	10	211-351	50	8	10	30
Sealing: elastomer FPM	40	211-353	65	22	26	45
Tube: glas Pyrex						

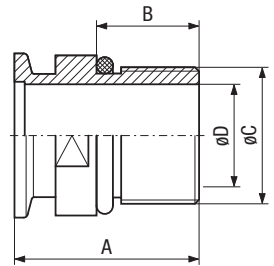


# Transition Pieces

## SCREW-IN FLANGE

		ISO-KF/DN	Part No.	A	B	C	D
Flange:	stainless steel 303/1.4305	16 / M16x1.5	211-372	42	11.5	M16x1.5	10.5
Sealing:	elastomer FPM	10 / G 3/8 in.	211-366	35	15	G 3/8 in.	12
		16 / G 1/2 in.	211-367	35	15	G 1/2 in.	16
		25 / G 1 in.	211-368	45	25	G 1 in.	25
		40 / G 1 1/2 in.	211-369	50	30	G 1 1/2 in.	41

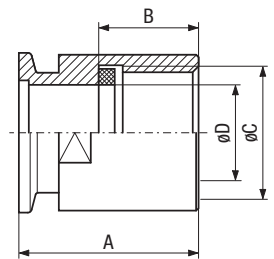
Width across flats metric (SI)



## SCREW-ON FLANGE

		ISO-KF/DN	Part No.	A	B	C	D
Flange:	stainless steel 303/1.4305	10 / G 3/8 in.	211-376	35	15	G 3/8 in.	10
Sealing:	elastomer FPM	16 / G 1/2 in.	211-377	35	15	G 1/2 in.	15
		25 / G 1 in.	211-378	45	25	G 1 in.	24
		40 / G 1 1/2 in.	211-379	50	30	G 1 1/2 in.	38

Width across flats metric (SI)

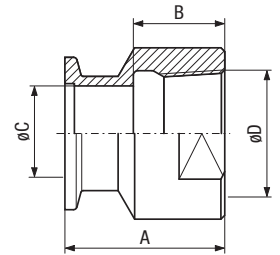




## Transition Pieces

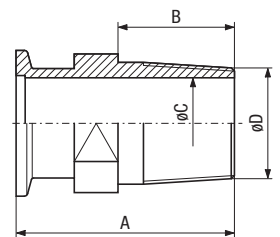
### ADAPTOR ISO-KF/NPT FEMALE

	ISO-KF/NPT	Part No.	A	B	C	D
Stainless steel 303 / 1.4305	16 / 1/8 in.	211-566	19	10	12	1/8-27 NPT
	16 / 1/4 in.	211-567	19	13	15	1/4-18 NPT
	25 / 1/8 in.	211-569	19	10	12	1/8-27 NPT
	25 / 1/4 in.	211-570	19	13	15	1/4-18 NPT
	25 / 1/2 in.	211-571	26	18	25	1/2-14 NPT
	25 / 1 in.	211-572	42	24	25	1-11 1/2 NPT
	40 / 1/4 in.	211-574	19	13	15	1/4-18 NPT
	40 / 1/2 in.	211-575	26	18	25	1/2-14 NPT
	40 / 1 in.	211-576	26	23	29	1-11 1/2 NPT
Width across flats in inch						



### ADAPTOR ISO-KF/NPT MALE

	ISO-KF/NPT	Part No.	A	B	C	D
Stainless steel 303 / 1.4305	16 / 1/8 in.	211-551	40	17	5	1/8-27 NPT
	16 / 1/4 in.	211-552	40	22	7	1/4-18 NPT
	25 / 1/8 in.	211-554	40	17	5	1/8-27 NPT
	25 / 1/4 in.	211-555	40	22	7	1/4-18 NPT
	25 / 1/2 in.	211-556	50	30	14	1/2-14 NPT
	25 / 1 in.	211-557	60	32	25	1-11 1/2 NPT
	40 / 1/4 in.	211-559	40	21	7	1/4-18 NPT
	40 / 1/2 in.	211-560	50	30	14	1/2-14 NPT
	40 / 1 in.	211-561	60	33	25	1-11 1/2 NPT
	40 / 1 1/4 in.	211-562	50	31.5	32	1 1/4-11 1/2 NPT
	40 / 1 1/2 in.	211-563	50	28	32	1 1/2-11 1/2 NPT
	40 / 2 in.	211-564	50	27	40	2-11 1/2 NPT
	Width across flats in inch					



## Transition Pieces

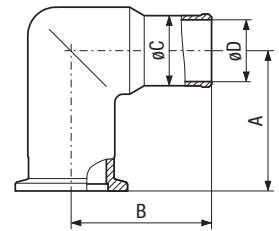
## ISO-KF Small Flange Components

### Hose, Hose Connection

#### HOSE ADAPTOR 90°

	DN ... ISO-KF	Part No.	A	B	C	D
Aluminum 6082	16	211-257	40	40	16	13
	25	211-258	50	50	25	22
	40	211-259	65	65	40	37

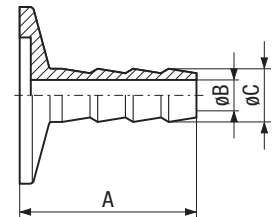
C = nominal connection for sleeve / hose



#### HOSE ADAPTOR FOR RUBBER HOSE

	DN ... ISO-KF	Part No.	A	B	C
Aluminum 6082	16	211-387	40	7	12
	25	211-388	40	7	12
	40	211-389	40	7	12
Stainless steel 303	16	211-392	40	7	12
	25	211-393	40	7	12
	40	211-394	40	7	12

C = nominal connection for hose

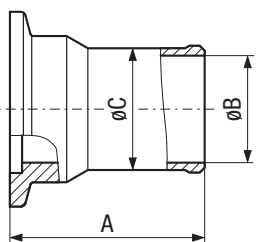


# Hose, Hose Connection

## HOSE CONNECTION

	DN ... ISO-KF	Part No.	A	B	C
Aluminum 6082	25	211-401	40	13	16
	16	211-402	40	13	16
	25	211-403	40	22	25
	40	211-404	40	37	40

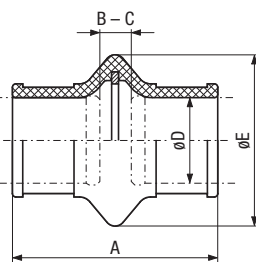
C = nominal connection for sleeve / hose



## SLEEVE WITH HOSE CLAMP

		DN ... ISO-KF	Part No.	A	B	C	D	E
Hose clamp:	stainless steel	16	211-417	58	7	14	16	44
		25	211-418	60	9	16	25	50
Sleeve:	elastomer CR	40	211-419	64	13	20	40	68

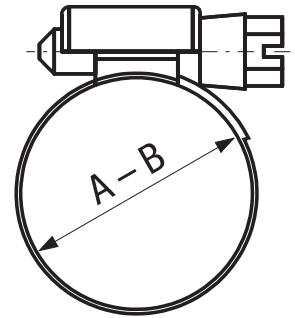

Max. internal pressure: 1 bar



## Hose, Hose Connection

### HOSE CLAMP

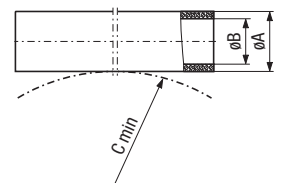
	DN ... ISO-KF	Part No.	A	B
Stainless steel 430	16	211-461	13	32
	25	211-462	19	44
	40	211-463	26	76



### PVC HOSE

	DN ... ISO-KF	Part No.	A	B	C
With cast in spiral	16	211-442	22	16	130
	25	211-443	33	25	200
	40	211-444	49	40	260

for vacuum applications  
Indicate length in meters



### RUBBER HOSE

	DN ... ISO-KF	Part No.	A	B
For vacuum applications	10	211-451	17	7
natural rubber NR	16	211-452	25	10
	20	211-453	32	16

Indicate length in meters

Hardness: 45 ± 5 Shore A

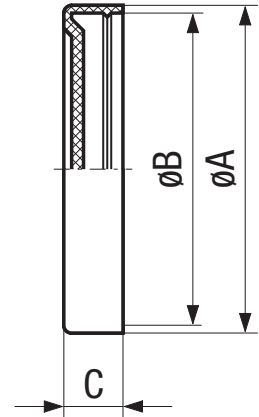
Temperature: -30 ... +75 °C



## Hose, Hose Connection

### PROTECTIVE LID

	DN ... ISO-KF	Part No.	A	B	C
Polyethylene	10-16	211-427	32	29	7.5
	20-25	211-428	42	39	7.5
	32-40	211-429	57	54	7.5
	50	211-430	77	74	7.5



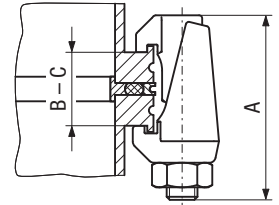
## ISO-K Clamp Flange Components

### Connection Elements

#### CLAMP

	DN ... ISO-K	Part No. <sup>1)</sup>	A	B	C	Thread size
Steel zinc plated 1045	63-250	212-225	60	17	27	M10
	320-500	212-226	78	27	39	M12
	630	212-227	88	31	49	M12
Stainless steel 316	63-250	212-228	61	18	28	M10
	320-630	212-240	82	29	47	M12

<sup>1)</sup> Set of 4 pcs

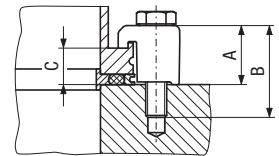


#### CLAW WITHOUT GROOVE

	DN ... ISO-K	Part No. <sup>1)</sup>	A	B	C	Thread size
Clamp: steel zinc plated 1045	63-100	212-231	22.5	35	13.9	M8
Screw: steel zinc plated 1045	160-250	212-232	23	35	13.9	M10
	320-500	212-233	36.5	50	20.6	M12
	630	212-234	41.5	55	25.6	M12

Clamping flange and base plate without groove

<sup>1)</sup> Set of 4 pcs

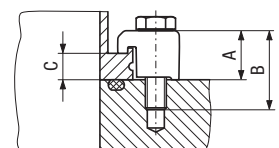



#### CLAW BASE PLATE WITH GROOVE

	DN ... ISO-K	Part No. <sup>1)</sup>	A	B	C	Thread size
Clamp: steel zinc plated 1045	63-100	212-235	18.6	30	10	M8
Screw: steel zinc plated 1045	160-250	212-236	19	35	10	M10
	320-500	212-237	31	45	15	M12
	630	212-233	36.5	50	20.6	M12

Clamping flange / base plate with groove

<sup>1)</sup> Set of 4 pcs

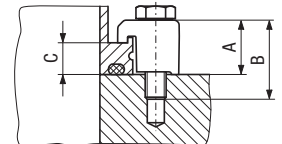



## Connection Elements

### CLAW FOR FLANGE WITH SEALING GROOVE

	DN ... ISO-K	Part No. <sup>1)</sup>	A	B	C	Thread size
Clamp & Screw: Steel zinc plated 1045	63-100	212-247	20.6	30	12	M8
	160-250	212-248	21.1	35	12	M10
	320-500	212-249	33.9	45	18	M12
	630	212-233	36.5	50	20.6	M12
Clamping flange with groove / base plate						

<sup>1)</sup> Set of 4 pcs





## ISO-K Clamp Flange Components

## Seals

## CENTERING RING

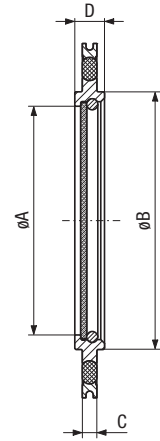
		DN ... ISO-K	Part No.	A	B	C	D
Inner ring:	aluminum 6082	63	212-251	96	70	3.9	8
Outer ring:	aluminum 6082	80	212-091	109	83	3.9	8
Seal:	elastomer CR	100	212-252	128	102	3.9	8
		160	212-253	179	153	3.9	8
		200	212-254	239	213	3.9	8
		250	212-255	287	261	3.9	8
		320	212-256	358	318	5.6	14
		400	212-257	440	400	5.6	14
		500	212-258	541	501	5.6	14
		630	212-259	691	651	5.6	14
Inner ring:	aluminum 6082	63	212-261	96	70	3.9	8
Outer ring:	aluminum 6082	80	212-092	109	83	3.9	8
Seal:	elastomer FPM	100	212-262	128	102	3.9	8
		160	212-263	179	153	3.9	8
		200	212-264	239	213	3.9	8
		250	212-265	287	261	3.9	8
		320	212-266	358	318	5.6	14
		400	212-267	440	400	5.6	14
		500	212-268	541	501	5.6	14
		630	212-269	691	651	5.6	14
		800	212-270	840	800	5.6	14
		1000	212-271	1040	1000	5.6	14
Inner ring:	stainless steel 304	63	212-281	96	70	3.9	8
Outer ring:	aluminum 6082	80	212-093	109	83	3.9	8
Seal:	elastomer FPM	100	212-282	128	102	3.9	8
		160	212-283	179	153	3.9	8
		200	212-284	239	213	3.9	8
		250	212-285	287	261	3.9	8



# Seals

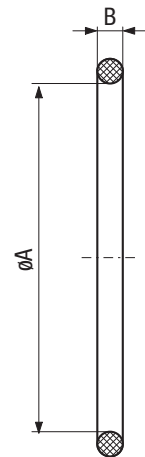
## CENTERING RING WITH FINE FILTER

		DN ... ISO-K	Part No.	A	B	C	D
Inner ring:	stainless steel 304	63	212-291	62	69.8	3.9	8
Outer ring:	aluminum 6082	100	212-292	94	101.8	3.9	8
Seal:	elastomer FPM						
Snap ring:	stainless steel 304						
Filter grit:	stainless steel 304						
Filter:	stainless steel 316L						
Pore size 0.004 mm							
Degree of separation at 0.001 mm up to 98%							



## O-RING

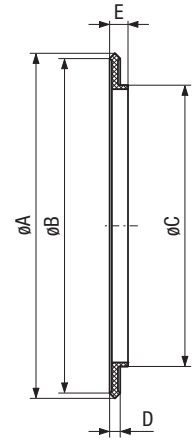
	DN ... ISO-K	Part No.	A	B	Set of
Elastomer CR	63	212-386	75.6	5.3	5 pcs.
	80	212-387	88.3	5.3	5 pcs.
	100	212-388	107.3	5.3	5 pcs.
	160	212-389	158.1	5.3	5 pcs.
	200	212-390	208.9	5.3	5 pcs.
	250	212-391	253.4	5.3	5 pcs.
Elastomer FPM	63	212-392	75.6	5.3	5 pcs.
	80	212-393	88.3	5.3	5 pcs.
	100	212-394	107.2	5.3	5 pcs.
	160	212-395	158.1	5.3	5 pcs.
	200	212-396	208.9	5.3	5 pcs.
	250	212-397	253.4	5.3	5 pcs.
	320	212-366	329.6	7	1 pcs.
	400	212-367	405.3	7	1 pcs.
	500	212-368	506.9	7	1 pcs.
	630	212-369	658.9	7	1 pcs.



# Seals

## ALUMINUM SEAL

	DN ... ISO-K	Part No.	A	B	C	D	E
Aluminum annealed 6082	63	212-301	85.6	83	69.8	2.6	4.5
	100	212-302	116.6	114	101.8	2.6	4.5
	160	212-303	166.6	164	152.8	2.6	4.5
	250	212-305	276.6	274	260.8	2.6	4.5
Number of	Clamps						
	DN 63 ISO -K	4					
	DN 100 ISO-K	6 - 8					
	DN 160 ISO-K	8					
	DN 250 ISO-K	12					



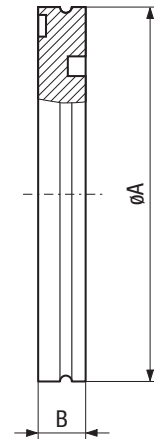
## Seals

## ISO-K Clamp Flange Components

### Flanges

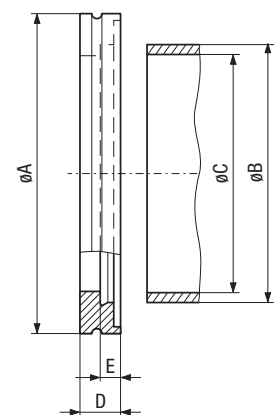
#### BLANK FLANGE

	DN ... ISO-K	Part No.	A	B
Aluminum 6082	63	212-441	95	12
	100	212-442	130	12
	160	212-443	180	12
	200	212-444	240	12
	250	212-445	290	12
	320	212-446	370	17
Steel nickel plated A570	63	212-001	95	12
	100	212-002	130	12
	160	212-003	180	12
	250	212-005	290	12
Stainless steel 304	63	212-011	95	12
	80	212-076	110	12
	100	212-012	130	12
	160	212-013	180	12
	200	212-014	240	12
	250	212-015	290	12
	320	212-016	370	17
	400	212-017	450	17
	500	212-018	550	17
630	212-019	690	22	



#### WELDING FLANGE

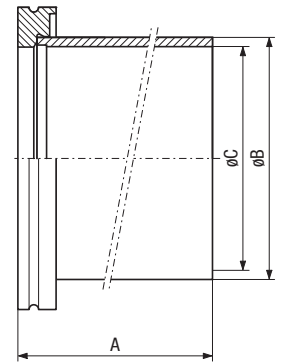
	DN ... ISO-K	Part No.	A	B	C	D	E
Steel /1.0831	63	212-021	95	76.1	70.3	12	6
	100	212-022	130	108	102.2	12	6
Steel A570	160	212-023	180	159	153.2	12	6
	250	212-025	290	267	261	12	6
Stainless steel 304	63	212-031	95	76.1	71.5	12	6
	80	212-078	110	88.9	84.9	12	6
	100	212-032	130	108	102	12	6
	160	212-033	180	159	155	12	6
	200	212-034	240	219.1	213.1	12	6
	250	212-035	290	267	261	12	6
Stainless steel 304	320	212-036	370	324	318	17	8.5
	250	212-385	290	254	250	12	6
	250	212-505	290	273	261	12	5



# Flanges

## FLANGE WITH TUBE

		DN ... ISO-K	Part No.	A	B	C
Flange:	steel 1.0831	63	212-041	100	76.1	70.3
Tube:	steel 1.0308	100	212-042	100	108	102.2
		160	212-043	100	159	153.2
		250	212-045	100	267	261
Stainless steel 304		63	212-051	100	76.1	71.5
		100	212-052	100	108	104
		160	212-053	100	159	155
		200	212-054	100	219.1	212.7
		250	212-055	100	267	261
		320	212-056	100	324	318
		400	212-057	100	406	400
		500	212-058	100	508	500
		630	212-059	100	660	650
Stainless steel 304/-		250	212-506	100	273	267

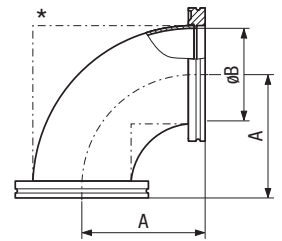


## ISO-K Clamp Flange Components

### Pipe Fittings

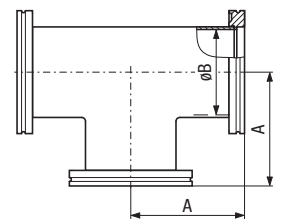
#### ELBOW 90°

	DN ... ISO-K	Part No.	A	B
Stainless steel 304	63	212-101	88	66
	100	212-102	108	100
	160*	212-103	138	150
	200*	212-104	178	213
	250*	212-105	208	250
	320*	212-106	250	318



#### TEE

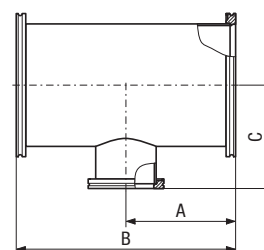
	DN ... ISO-K	Part No.	A	B
Stainless steel 304	63	212-111	88	66
	100	212-112	108	100
	160	212-113	138	150
	200	212-114	178	213
	250	212-115	208	250
	320	212-116	250	318



## Pipe Fittings

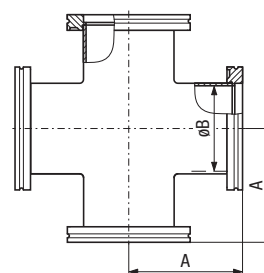
### REDUCING TEE

	DN ... ISO-K	Part No.	A	B	C
Stainless steel 304	160/63	212-196	138	276	130
	160/100	212-197	138	276	131
	250/200	212-198	190	380	208



### CROSS

	DN ... ISO-K	Part No.	A	B
Stainless steel 304	63	212-121	88	66
	100	212-122	108	100
	160	212-123	138	150
	200	212-124	178	213
	250	212-125	208	250

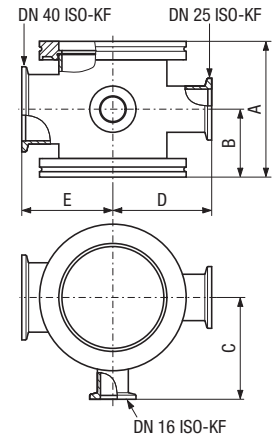




# Pipe Fittings

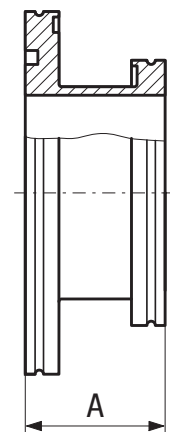
## REDUCING CROSS

	DN ... ISO-K	Part No.	A	B	C	D	E
Stainless steel 304	63	212-131	88	44	66	64	59
	100	212-132	100	50	82	80	77
	160	212-133	100	50	107	107	105
1x DN 16 ISO-KF							
1x DN 25 ISO-KF							
1x DN 40 ISO-KF							



## REDUCER

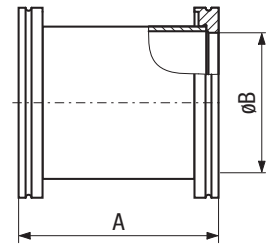
	DN ... ISO-K	Part No.	A
Stainless steel 304	80/63	212-084	50
	100/63	212-161	50
	160/100	212-163	50
	200/160	212-166	50
	250/160	212-169	50
	250/200	212-170	50



## Pipe Fittings

### INTERMEDIATE PIECE

	DN ... ISO-K	Part No.	A	B
Stainless steel 304	63	212-191	100	70
	63	212-192	176	70
	63	212-193	500	70



## ISO-K Clamp Flange Components

### Bellows/Hose with Flanges

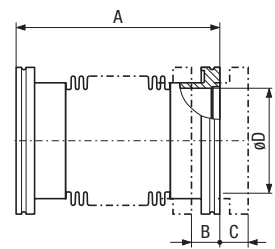
#### BELLOWS

		DN ... ISO-K	Part No.	A	B	C	D	E
Flanges:	stainless steel 304	63	212-201	132	20	20	66	30°
Bellows:	stainless steel 316Ti	100	212-202	132	28	28	95	30°
		160	212-203	150	22	22	153	14°
		200	212-204	150	20	20	213	12°
		250	212-205	200	30	30	261	13°
		320	212-206	250	50	50	313	7.5°

Max. internal pressure 1.5 bar

A = unstressed length

E = max. deviation from axis



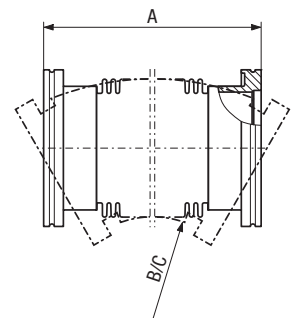
#### METAL HOSE

		DN ... ISO-K	Part No.	A	B	C
Flanges:	stainless steel 304	63	212-211	250	330	90
Bellows:	stainless steel 316Ti	63	212-212	500	330	90
		63	212-213	750	330	90
		63	212-214	1000	330	90
		100	212-215	250	530	130
		100	212-216	500	530	130
		100	212-217	750	530	130
		100	212-218	1000	530	130
		160	212-222	1000	1050	215

Max. internal pressure 1.5 bar

B = radius for multiple bending

C = radius for single bending



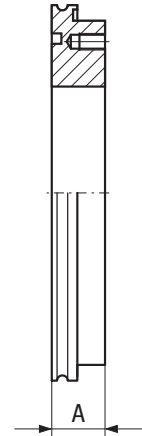
## Bellows/Hose with Flanges

## ISO-K Clamp Flange Components

### Transition Pieces

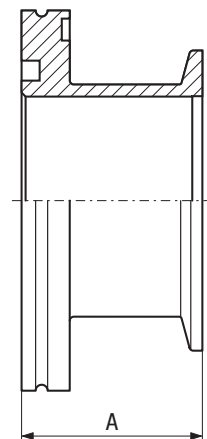
#### ADAPTOR FLANGE ISO-K/ISO-F

	DN ... ISO-K/ ISO-F	Part No.	A
Stainless steel 304	160/63	212-152	22
	160/100	212-153	25
	200/100	212-155	20
	200/160	212-156	25
	250/160	212-159	22



#### ADAPTOR FLANGE ISO-K/ISO-KF

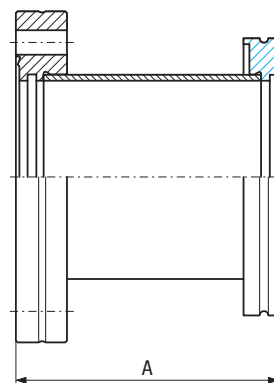
	DN ... ISO-K/ ISO-KF	Part No.	A
Aluminum 6082	63/40	212-171	40
	63/50	212-172	45
Stainless steel 304	63/25	212-176	50
	63/40	212-173	40
	63/50	212-174	45
	100/40	212-175	40



## Transition Pieces

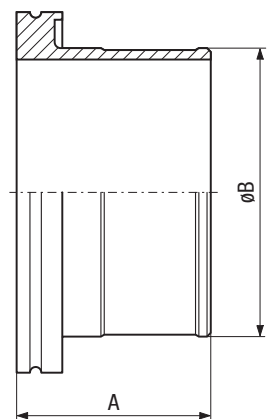
### ADAPTOR FLANGE CF/ISO-K

	DN ... ISO-CF/ ISO-K	Part No.	A	B	C
Stainless steel 304L	63/63	213-271	90	1	1
	100/100	213-272	90	1	1
	160/160	213-273	90	1.5	1.5



### ADAPTOR FLANGE DN/ISO-K

	DN ... ISO-K	Part No.	A	B
Aluminum 6082	63	212-181	51	76
	100	212-182	56	107
	160	212-183	56	156

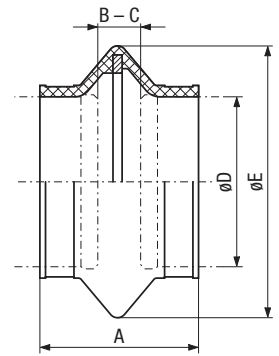


## Transition Pieces

### SLEEVE WITH HOSE CLAMP

		DN ... ISO-K	Part No.	A	B	C	D	E
Sleeve:	elastomer CR	63	212-186	70	14	24	75	120
Hose clamp:	stainless steel 304	100	212-187	72	8	26	106	150
		160	212-188	72	8	26	155	200

Max. internal pressure: 1 bar



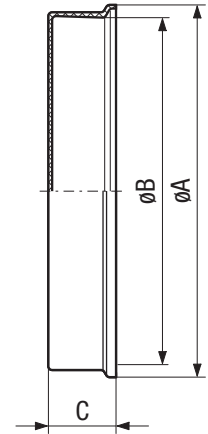
## Transition Pieces



## ISO-K Clamp Flange Components

### Protective Lids

PROTECTIVE LID					
	DN ... ISO-K	Part No.	A	B	C
Polyethylene	63	212-311	102	95	18
	100	212-312	137	130	18
	160	212-313	187	180	18
	200	212-314	248	240	18.5
	250	212-315	297.5	290	18.5
	320	212-316	380	370	23.5
	400	212-317	461	450	23.5
	500	212-318	557	550	24
	630	212-319	697	690	29



## Protective Lids

## ISO-F Fixed Flange Components

### Flange Components

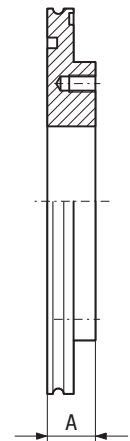

#### COLLAR FLANGE WITH RETAINING RING

	DN ... ISO-F	Part No.	A	B	C
Flange:	63	212-061	12	95.5	130
DN 63 - 160: steel nickel plated -/1.0831	80	212-081	12	110.5	145
DN 200 - 630: steel nickel plated -/1.0037	100	212-062	12	130.5	165
	160	212-063	16	180.7	225
	200	212-064	16	240.7	285
	250	212-065	16	290.7	335
	320	212-066	20	370.8	425
Retaining ring: steel nickel plated	400	212-067	20	450.8	510
	500	212-068	20	550.8	610
	630	212-069	24	691	750



#### ADAPTOR FLANGE ISO-K/ISO-F

	DN ... ISO-K/ ISO-F	Part No.	A
Stainless steel 304/1.4301	160 / 63	212-152	22
	160 / 100	212-153	25
	200 / 100	212-155	20
	200 / 160	212-156	25
	250 / 160	212-159	22

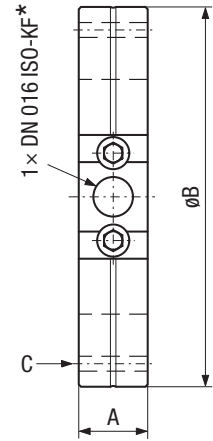


# Flange Components

## MEASUREMENT FLANGE

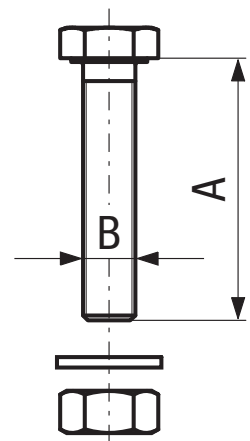
	DN ... ISO-F	Part No.	A	B	C
Aluminum 6082/3.2315	100	212-142	30	165	M 8
	160	212-143	30	225	M 10
Stainless steel 304/1.4301	63	212-146	30	130	M 8
	100	212-147	30	165	M 8
	160	212-148	30	225	M 10

\* Claw grip DN16 ISO-KF included



## SET OF HEXAGON BOLTS

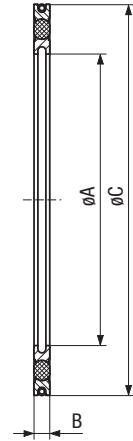
	DN ... ISO-F	Part No.	A	B	Set of
Steel zinc plated	63-100	212-241	40	M8	8 pcs.
	160-250	212-242	50	M10	12 pcs.
	320-500	212-243	70	M12	16 pcs.
	630	212-244	80	M12	20 pcs.



# Flange Components

## SEALING DISK

		DN ... ISO-F	Part No.	A	B	C
Disk:	aluminum 6082/3.2315	63	212-321	73	3.9	98
O-Ring:	elastomer CR	100	212-322	107	3.9	132
		160	212-323	160	3.9	185
		250	212-325	270	3.9	295
		320	212-326	330	5.6	375
		400	212-327	415	5.6	460
		500	212-328	515	5.6	560
		630	212-329	656	5.6	701
		800	212-330	825	5.6	870
		1000	212-331	1025	5.6	1070



## O-RING

	DN ... ISO-F	Part No.	A	B	Set of
Elastomer CR	63	212-345	80	5	5 pcs.
	100	212-346	110	5	5 pcs.
	160	212-347	165	5	5 pcs.
	250	212-349	265	5	5 pcs.
	320	212-338	325	8	
	400	212-339	412	8	
	500	212-340	510	8	
	630	212-341	640	8	
	800	212-342	820	8	
	1000	212-343	1023	8	



## Flange Components

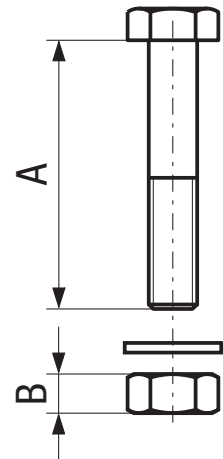
## UHV CF Components

# Connection Elements

### HEXAGON BOLTS WITH NUTS

		DN ... CF	Part No.	A	B	Set of	Nm <sup>1)</sup>
Bolt:	stainless steel 316/1.4401	16	213-401	20	3.2	25 × M4	3.5
Washer:	stainless steel 304/1.4301	40	213-402	35	5	25 × M6	10
Nut:	stainless steel 316/1.4401	63	213-403	45	6.5	25 × M8	20
		100	213-404	50	6.5	25 × M8	20
		160	213-405	55	6.5	25 × M8	20
		200-250	213-406	60	6.5	25 × M8	20
		300	213-408	70	8	34 × M10	30
		350	213-409	70	8	38 × M10	30

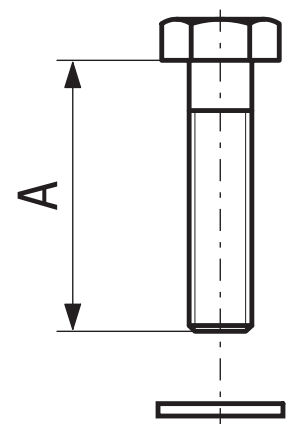
<sup>1)</sup> Tightening torque



### HEXAGON BOLTS WITHOUT NUTS

		DN ... CF	Part No.	A	Set of	Nm <sup>1)</sup>
Bolt:	stainless steel 316/1.4401	16	213-411	16	25 × M4	4
Washer:	stainless steel 304/1.4301	40	213-412	25	25 × M6	10
		63-160	213-413	35	25 × M8	20

<sup>1)</sup> Tightening torque

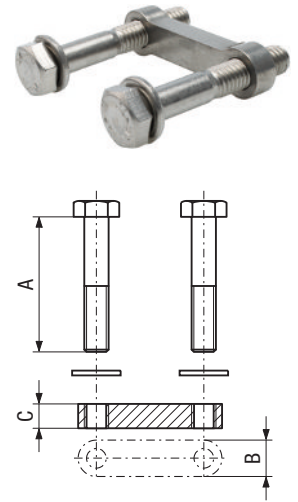


# Connection Elements

## HEXAGONAL BOLTS WITH DUO NUTS

		DN...CF	Part No.	A	B	C	Duo nut	Nm <sup>1)</sup>
Bolt:	stainless steel 316/1.4401	16	213-421	20	7	4	6 × M4/3	4
Washer:	stainless steel 304/1.4301	40	213-422	35	10	5	6 × M6/3	10
Duo nut:	stainless steel 316/1.4401	63	213-423	45	12	8	8 × M8/4	20
		100	213-424	50	12	8	16 × M8/8	20
		160	213-425	55	12	8	20 × M8/10	20

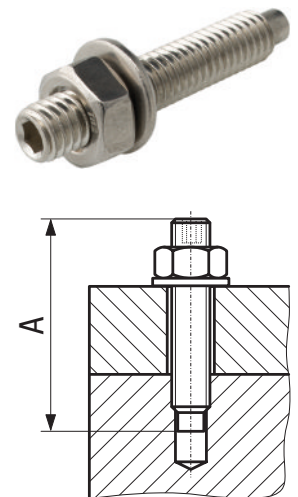
<sup>1)</sup> Tightening torque



## SET OF STUD SCREWS

		DN ... CF	Part No.	A	Set of	Nm <sup>1)</sup>
Bolt:	stainless steel 316/1.4401	16	213-431	20	6 × M4	4
Washer:	stainless steel 304/1.4301	40	213-432	35	6 × M6	10
Nut:	stainless steel 316/1.4401	63-100	213-433	45	16 × M8	20

<sup>1)</sup> Tightening torque



## THREAD LUBRICANT

		Part No.	Temperature resistance
C100	28g	214-231	1000°C
Remains fully effective for at least 10 bakeout cycles			





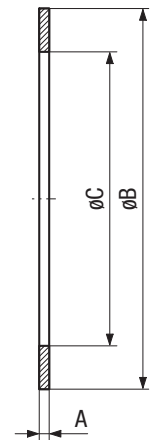

## UHV CF Components

### Seals

Quality copper gaskets and silver plated copper gaskets are strictly designed for use in high-end UHV applications. These gaskets, made of OFHC copper, are inspected, cleaned and individually packed to ensure the highest quality.

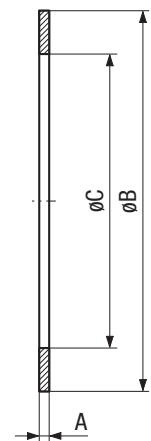
#### COPPER GASKET

	DN ... CF	Part No.	A	B	C	Set of
High quality	16	213-451	2.1	21.3	16.2	10 pcs.
Copper OFHC 2.0040	40	213-452	2.1	48.1	39	10 pcs.
	63	213-453	2.1	82.4	63.6	10 pcs.
	100	213-454	2.1	120.5	101.8	10 pcs.
	160	213-455	2.1	171.3	152.6	10 pcs.
	200	213-456	2.1	222.1	203.4	10 pcs.
	250	213-457	2.1	272.9	254.2	5 pcs.
	300	213-458	2.1	326.2	307	1 pcs.
	350	213-459	2.1	376.5	357	1 pcs.



#### COPPER GASKET SILVER PLATED

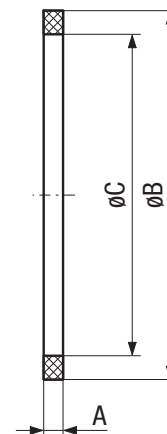
	DN ... CF	Part No.	A	B	C	Set of
High quality	16	213-461	2.1	21.3	16.2	10 pcs.
Copper OFHC 2.0040	40	213-462	2.1	48.1	39	10 pcs.
Double silver plated	63	213-463	2.1	82.4	63.6	10 pcs.
	100	213-464	2.1	120.5	101.8	10 pcs.
	160	213-465	2.1	171.3	152.6	5 pcs.
	200	213-466	2.1	222.1	203.4	5 pcs.
	250	213-467	2.1	272.9	254.2	5 pcs.



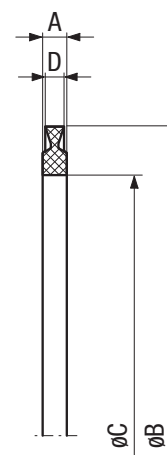
# Seals

## FPM SEAL

	DN ... CF	Part No.	A	B	C	D	Set of
Elastomer FPM	16	213-391	2	21	16		5 pcs.
	40	213-392	2.5	48.2	42		5 pcs.



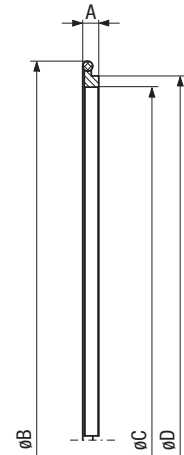
63	213-393	3.2	82.7	69.7	2.5	2 pcs.
100	213-394	3.2	119.8	107.8	2.5	2 pcs.
160	213-395	3.2	171.1	156	2.5	2 pcs.
200	213-396	3.2	222.5	206	2.5	2 pcs.



# Seals

## FPM SEAL WITH SUPPORT RING

		DN ... CF	Part No.	A	B	C	D	Set of
Seal:	elastomer FPM	250	213-397	5	266.5	248.3	256.2	1 pcs.
Support ring:	aluminum 6082							



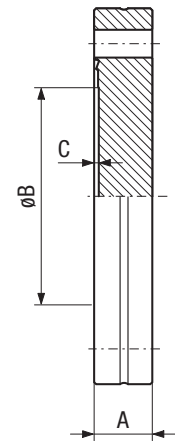

## Seals

## UHV CF Components

# Flanges

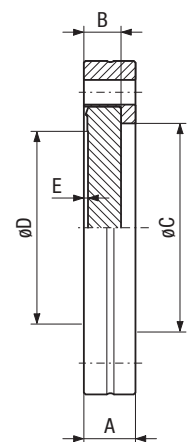
### BLANK FLANGE

	DN ... CF-F	Part No.	A	B	C
Stainless steel 304L/1.4306	16	213-001	7.5	14	1.4
	40	213-002	13	38	1.4
	63	213-003	17.5	66	1.4
	100	213-004	20	104	1.4
	160	213-005	22	155	1.4
	200	213-006	24.5	205	1.4
	250	213-007	24.5	256	1.4
Stainless steel 316LN/1.4429	16	213-101	7.5	14	1.4
	40	213-102	13	38	1.4
	63	213-103	17.5	66	1.4
	100	213-104	20	104	1.4
	160	213-105	22	155	1.4
	200	213-106	24.5	205	1.4
	250	213-107	24.5	256	1.4



### BLANK FLANGE, ROTATABLE

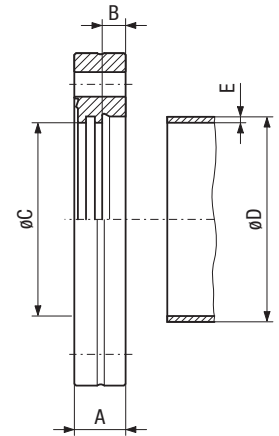
	DN ... CF-R	Part No.	A	B	C	D	E
Stainless steel 304L/1.4306	16	213-011	7.5	5.8	18.6	14	1.4
	40	213-012	13	7.6	41	38	1.4
	63	213-013	17.5	12.6	71	66	1.4
	100	213-014	20	14.3	109	104	1.4
	160	213-015	22	15.8	160	155	1.4
	200	213-016	24.5	17.1	206	205	1.4
	250	213-017	24.5	18	257	256	1.4
Plate: Stainless steel 316LN/1.4429 External ring: Stainless steel 304L/1.4306	16	213-111	7.5	5.8	18.6	14	1.4
	40	213-112	13	7.6	41	38	1.4
	63	213-113	17.5	12.6	71	66	1.4
	100	213-114	20	14.3	109	104	1.4
	160	213-115	22	15.8	160	155	1.4
	200	213-116	24.5	17.1	206	205	1.4
	250	213-117	24.5	18	257	256	1.4



# Flanges

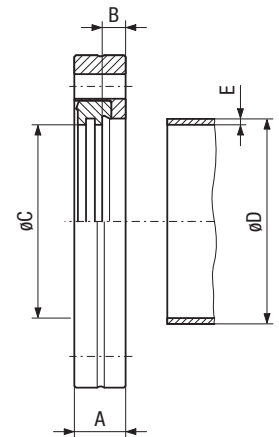
## WELDING FLANGE

	DN ... CF-F	Part No.	A	B	C	D	E
Stainless steel 304L/1.4306	16	213-021	7.5	3.3	17.2	18	1
	40	213-022	13	7.5	39.5	40	1.5
	63	213-023	17.5	8	66	70	2
	100	213-024	20	9	104	108	2
	160	213-025	22	10	155	159	2
	200	213-026	24.5	12	205	205	2.5
	250	213-027	24.5	12	256	256	3
Stainless steel 316L/1.4435	300	213-028	28.5	15.8	306	306	3
	350	213-029	28.5	15.8	356	356	3
Stainless steel 316LN/1.4429	16	213-121	7.5	3.3	17.2	18	1
	40	213-122	13	7.5	39.5	40	1.5
	63	213-123	17.5	8	66	70	2
	100	213-124	20	9	104	108	2
	160	213-125	22	10	155	159	2
	200	213-126	24.5	12	205	205	2.5
	250	213-127	24.5	12	256	256	3



## WELDING FLANGE, ROTATABLE

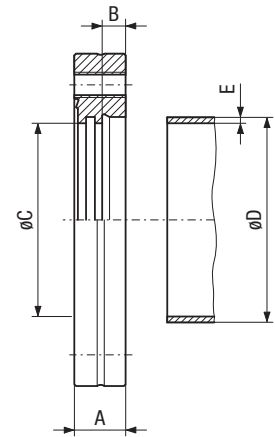
	DN ... CF-R	Part No.	A	B	C	D	E
Stainless steel 304L/1.4306	16	213-041	7.5	3.3	17.2	18	1
	40	213-042	13	7.5	39.5	40	1.5
	63	213-043	17.5	8	66	70	2
	100	213-044	20	9	104	108	2
	160	213-045	22	10	155	159	2
	200	213-046	24.5	12	205	205	2.5
	250	213-047	24.5	12	256	256	3
Internal ring: Stainless steel 316LN/1.4429	16	213-141	7.5	3.3	17.2	18	1
External ring: Stainless steel 304L / 1.4306	40	213-142	13	7.5	39.5	40	1.5
	63	213-143	17.5	8	66	70	2
	100	213-144	20	9	104	108	2
	160	213-145	22	10	155	159	2
	200	213-146	24.5	12	205	205	2.5
	250	213-147	24.5	12	256	256	3



# Flanges

## WELDING FLANGE WITH TAPPED HOLES

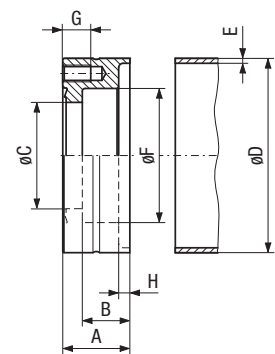
	DN ... CF-F	Part No.	A	B	C	D	E	Set of
Stainless steel 304L/1.4306	16	213-031	7.5	3.3	17.2	18	1	6xM4
	40	213-032	13	7.5	39.5	40	1.5	6xM6
	63	213-033	17.5	8	66	70	2	8xM8
	100	213-034	20	9	104	108	2	16xM8



## WELDING FLANGE FOR GAUGES

	DN ... CF-F	Part No.	A	B	C	D	E	F	G	H
Stainless steel 304L/1.4306	40	213-092	24	17	38	69.5	1.75	48	10	4

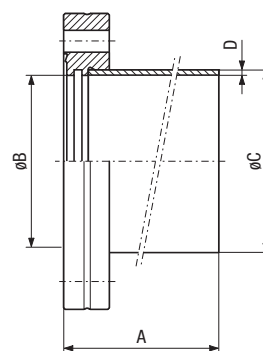
\*Screws 6xM6 included



# Flanges

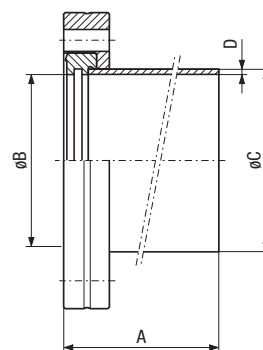
## FLANGE WITH TUBE

	DN ... CF-F	Part No.	A	B	C	D
Stainless steel 304L/1.4306	16	213-051	38	17.2	18	1
	40	213-052	63	39.5	40	1.6
	63	213-053	105	66	70	2
	100	213-054	135	104	108	2
	160	213-055	167	155	159	2



## FLANGE WITH TUBE, ROTATABLE

	DN ... CF-R	Part No.	A	B	C	D
Stainless steel 304L/1.4306	16	213-061	38	17.2	18	1
	40	213-062	63	39.5	40	1.6
	63	213-063	105	66	70	2
	100	213-064	135	104	108	2
	160	213-065	167	155	159	2

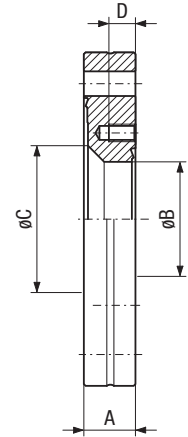





# Flanges

## REDUCING FLANGE CF-F/CF-F

	DN ... CF-F	Part No.	A	B	C	D	Set of
Stainless steel 304L/1.4306	40/16	213-071	13	16	22	5.5	6xM4
	63/40	213-073	17.5	39	50	9	6xM6
	100/40	213-075	20	39	55	9	6xM6
	100/63	213-076	20	66	85	11	8xM8
	160/40	213-078	22	39	60	9	6xM6
	160/63	213-079	24	66	85	13	8xM8
	160/100	213-080	22	104	120	11	16xM8
Stainless steel 316LN/1.4429	40/16	213-171	13	16	22	5.5	6xM4
	63/40	213-173	17.5	39	50	9	6xM6
	100/40	213-175	20	39	55	9	6xM6
	100/63	213-176	20	66	85	11	8xM8
	160/40	213-178	22	39	60	9	6xM6
	160/100	213-180	22	104	120	11	16xM8



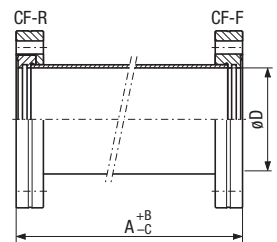
# Flanges

## UHV CF Components

### Pipe Fittings

#### INTERMEDIATE PIECE

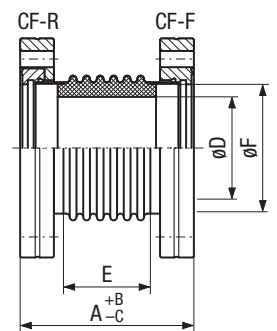
	DN ... CF	Part No.	A	B	C	D
Stainless steel 304L/1.4306	16	213-201	76	0.5	0.5	16
	40	213-202	126	1	1	37
	63	213-203	210	1	1	66
	100	213-204	270	1	1	104
	160	213-205	334	1.5	1.5	155



#### INTERMEDIATE PIECE, INSULATED

	DN ... CF	Part No.	A	B	C	D	E	F	G
Flanges: stainless steel 304L/1.4306	40	213-212	70	1	1	25	30	34.5	44
Insulator: ceramic Al <sub>2</sub> O <sub>3</sub>	63	213-213	90	1	1	53	45	66	65

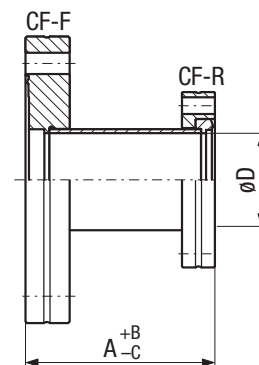
Transition insulator/flange: FeNi  
 Bakeout temperature: 350°C  
 G = Surface leakage 20 kV at 10<sup>-4</sup> mbar



# Pipe Fittings

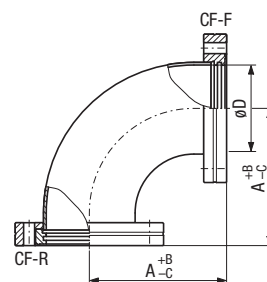
## REDUCER CF-F/CF-R

	DN ... CF	Part No.	A	B	C	D
Stainless steel 304L/1.4306	40/16	213-221	45	1	1	16
	63/40	213-223	75	1	1	37
	100/40	213-225	75	1	1	37
	100/63	213-226	95	1	1	66
	160/100	213-230	105	1.5	1.5	104



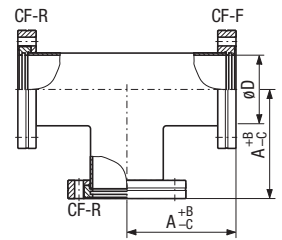
## ELBOW 90°

	DN ... CF	Part No.	A	B	C	D
Stainless steel 304L/1.4306	16	213-301	38	0.5	0.5	15
	40	213-302	63	0.5	0.5	38
	63	213-303	105	1	1	66
	100	213-304	135	1	1	100
	160	213-305	167	1.5	1.5	150

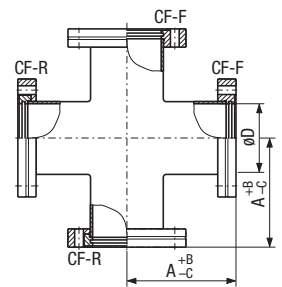


# Pipe Fittings

TEE						
	DN ... CF	Part No.	A	B	C	D
Stainless steel 304L/1.4306	16	213-311	38	0.5	0.5	15
	40	213-312	63	0.5	0.5	38
	63	213-313	105	1	1	66
	100	213-314	135	1	1	100
	160	213-315	167	1.5	1.5	150



CROSS						
	DN ... CF	Part No.	A	B	C	D
Stainless steel 304L/1.4306	16	213-321	38	0.5	0.5	15
	40	213-322	63	0.5	0.5	38
	63	213-323	105	1	1	66
	100	213-324	135	1	1	100
	160	213-325	167	1.5	1.5	150

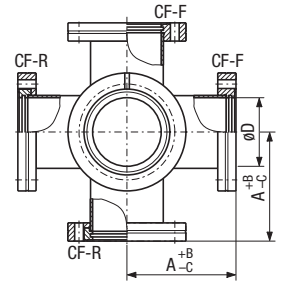


# Pipe Fittings

## DOUBLE CROSS PIECE

	DN ... CF	Part No.	A	B	C	D
Stainless steel 304L/1.4306	40	213-332	63	0.5	0.5	38
	63	213-333	105	1	1	66
	100	213-334	135	1	1	100
	160	213-335	167	1.5	1.5	150

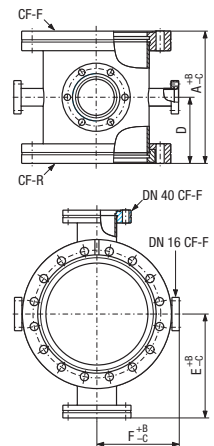
3 × rotatable flanges  
3 × fix flanges



## REDUCING CROSS

	DN ... CF	Part No.	A	B	C	D	E	F
Stainless steel 304L/1.4306	100	213-342	135	1	1	67.5	106	84

2 × DN 16 CF-F  
2 × DN 40 CF-F



## UHV CF Components

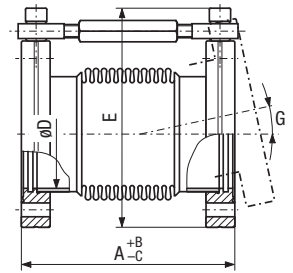
# Bellows/Hose with Flanges, Compensator

### COMPENSATOR

		DN...CF-F	Part No.	A	B	C	D	E	F	G
Flanges:	stainless steel 304L/1.4306	40	213-346	120	10	0	36.8	100	10	10°
Bellows:	stainless steel 316Ti/1.4571	63	213-347	130	20	0	62	154	13	12°
		100	213-348	127	30	0	92	192	13	12°

Max. internal pressure for DN 40: 4 bar

Max. internal pressure for DN 63/100: 1.5 bar



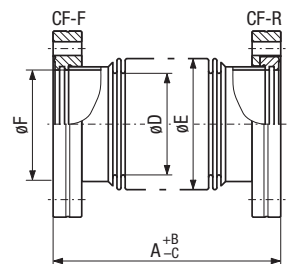
### BELLOWS

		DN...CF	Part No.	A	B	C	D	E	F	G
Flanges:	stainless steel 304L/1.4306	16	213-351	76	4.1	6.4	15	22	16	21°
Bellows:	stainless steel 316Ti/1.4571	40	213-352	126	3.5	5.5	40	55	36.8	7.5°
		63	213-353	139	23	23	62	80	66	37°
		100	213-354	142	26	26	92	116	102	28°
		160	213-355	250	23	23	154	187	153	16°

A = unstressed length

Max. internal pressure for DN 16/40: 4 bar

Max. internal pressure for DN 63 ... 160: 1.5 bar



## Bellows/Hose with Flanges, Compensator

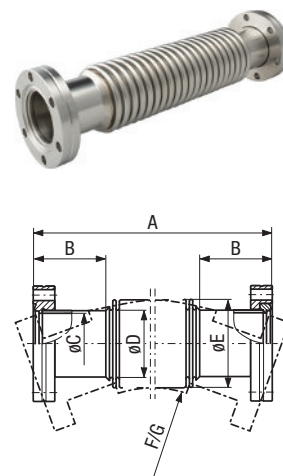
### FLEXIBLE METAL HOSE

		DN...CF	Part No.	A	B	C	D	E	F	G
Flanges:	stainless steel 304L/1.4306	16	213-361	250	23	16	15	22.5	70	50
Bellows:	stainless steel 316Ti/1.4571	16	213-362	500	23	16	15	22.5	70	50
		16	213-363	750	23	16	15	22.5	70	50
		16	213-364	1000	23	16	15	22.5	70	50
		40	213-365	250	46	36.8	40.5	53	130	100
		40	213-366	500	46	36.8	40.5	53	130	100
		40	213-367	750	46	36.8	40.5	53	130	100
		40	213-368	1000	46	36.8	40.5	53	130	100

F = radius for multiple bending

G = radius for single bending

Max. internal pressure: 5 bar



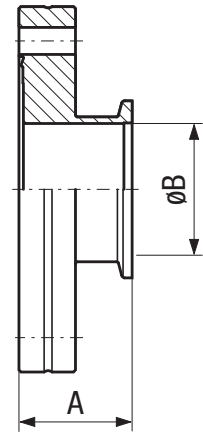


## UHV CF Components

### Transition Pieces

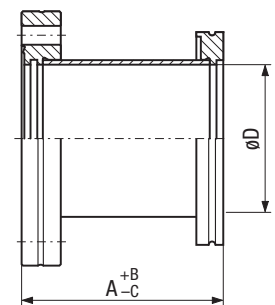
#### ADAPTOR CF-F/ISO-KF

	DN...CF-F/ISO-KF	Part No.	A	B
Stainless steel 304L/1.4306	16/16	213-251	35	16
	16/25	213-252	35	16
	40/16	213-254	30	16
	40/25	213-255	30	26
	40/40	213-256	50	37
	63/40	213-259	35	41
	100/40	213-262	50	41



#### ADAPTOR CF-F/ISO-K

	DN...CF-F/ISO-K	Part No.	A	B	C	D
Stainless steel 304L/1.4306	63/63	213-27	90	1	1	66
	100/100	1	90	1	1	104
	160/160	213-27	90	1.5	1.5	155
		2				
	213-27	3				

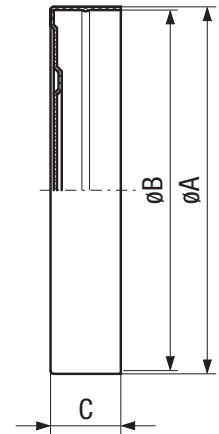


## Transition Pieces

UHV CF Components

Protective Lids

PROTECTIVE LIDS					
	DN ... CF	Part No.	A	B	C
Polyethylene	16	213-441	36	34	9.5
	40	213-442	71.5	69.5	17.5
	63	213-443	115.5	113.5	22
	100	213-444	154	152	24.5
	160	213-445	205	202.5	27
	200	213-446	262	253	26.5
	250	213-447	308.5	303.5	30.9



## Protective Lids

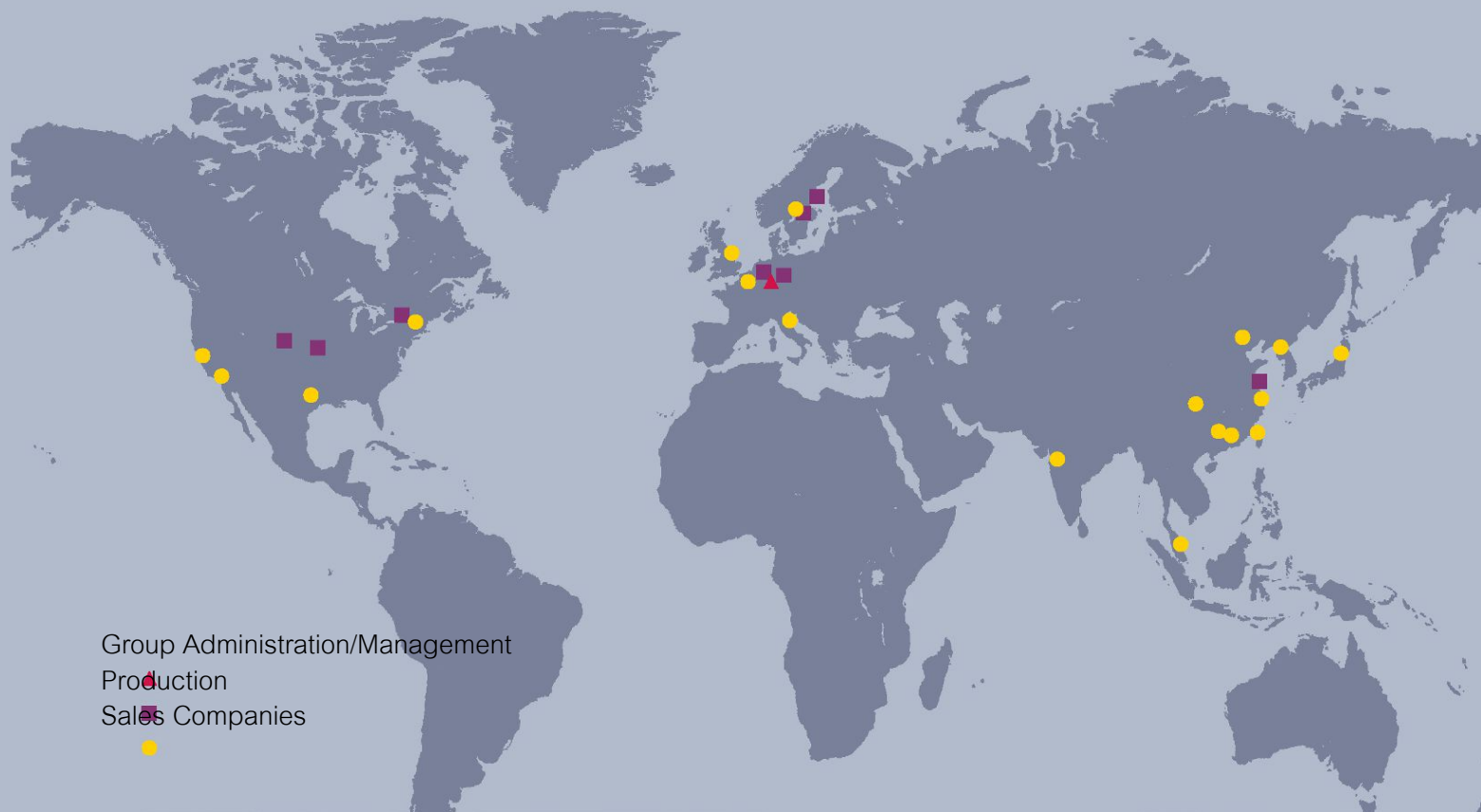
# About INFICON

INFICON provides technology leadership and application expertise in areas such as gas analysis, leak detection, vacuum measurement and control, as well as the chemical analysis of air, soil, and water. Our products are used in a variety of applications and markets.

Production leak detectors from INFICON ensure quality in air conditioning, refrigeration and automotive manufacturing worldwide, and technicians rely on INFICON Service Tools to ensure that these products will remain free of leaks for years to come.

For more information about INFICON, its products and its global sales and service network, go to [www.inficon.com](http://www.inficon.com).

**We provide a global network of experts who offer fast and local applications and product support.**



Group Administration/Management  
Production  
Sales Companies




**SEMICONDUCTOR AND VACUUM COATING**



**SAFETY AND ENERGY**



**COOLING, CLIMATE CONTROL AND AUTOMOTIVE**



**GENERAL VACUUM APPLICATIONS**



[www.inficon.com](http://www.inficon.com)

[reachus@inficon.com](mailto:reachus@inficon.com)

The trademarks of the products mentioned in this catalog are held by the companies that produce them.  
Due to our continuing program of product improvements, specifications are subject to change without notice.

tic85e1 - a - © 2021 INFICON