

NEW

InGaAs line scan camera

C15333-10E

See beneath the surface with InGaAs cameras

◀ Si wafer pattern inspection
(Left: SWIR image,
Right: Visible image)

Liquid level inspection of packaged smoothie ▶
(Left: Visible image,
Right: SWIR image)

Suitable for in-line non-destructive inspection

SWIR (short wavelength infrared) imaging is a great solution for non-destructive inspection. It sees under the surface, differentiates materials based on their SWIR spectral signatures, and offers a safe and convenient way to ensure product quality. Example applications include checking liquid volumes in packages, inspecting contents of sealed containers, and detecting damages and contaminants in agricultural products. In addition, applications in the semiconductor industry include Si wafer pattern inspection and solar cell defect detection. Integrating SWIR imaging into production lines requires cameras such as the C15333-10E InGaAs line scan camera, whose high SWIR sensitivity and fast line rate are ideal for real time, in-line non-destructive inspection.



Applications

- Food and agricultural products
(damage inspection, quality screening, material discrimination etc.)
- Semiconductors
(Si wafer pattern inspection, solar cell inspection by EL/PL etc.)
- Industry
(moisture content, leak detection, container inspection etc.)

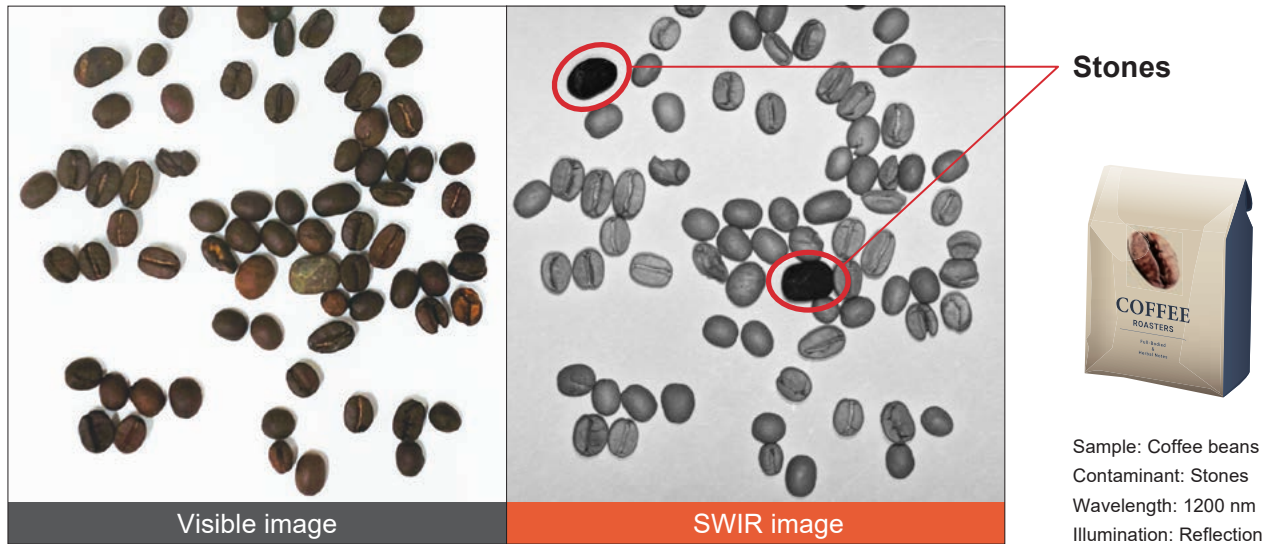
Features

- SWIR sensitivity from 950 nm to 1700 nm
- 1024 pixel linear array
- Maximum line rate: 40 kHz
- Interface: Employs Gigabit Ethernet
- Equipped with high quality images
(Background subtraction, Real time shading correction)

Imaging examples


Contaminant detection

Stones that are difficult to detect in visible images because of their similar size and hue can be easily detected in SWIR images.



Damage inspection

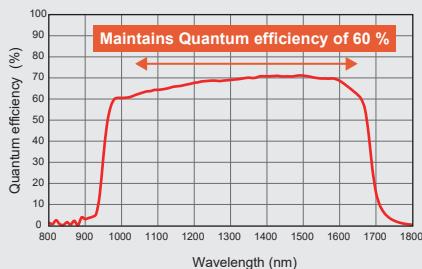
It is possible to detect damages on apples that are difficult to distinguish visually.



Key features of InGaAs line scan camera C15333-10E


High sensitivity in SWIR

This camera covers wavelengths from 950 nm to 1700 nm, with QE above 60 % from wide range.




High quality images

Hamamatsu's circuit design enables low read noise and high performance. Pixel correction functions correct hot pixels, sensor variation, and intensity variation.



Semiconductor wafer pattern inspection

The internal pattern of Si wafers can be observed.



Sample: Si wafer
Wavelength: 1100 nm
Illumination: Transmission

Container inspection

The contents of packaged plastic containers, such as instant food, can be checked.



Sample: Instant noodles
Wavelength: 1200 nm
Illumination: Reflection

✔ Employs Gigabit Ethernet interfaces

This camera employs Gigabit Ethernet interfaces, which are widely used in industrial fields, and it supports GigE Vision.




✔ Compact design

Its compact and lightweight design makes the camera easy to integrate into inspection systems.

- Size: 49 mm (W) × 49 mm (H) × 100 mm (D)*
- Weight: Approx. 250 g

*Does not include protrusions.

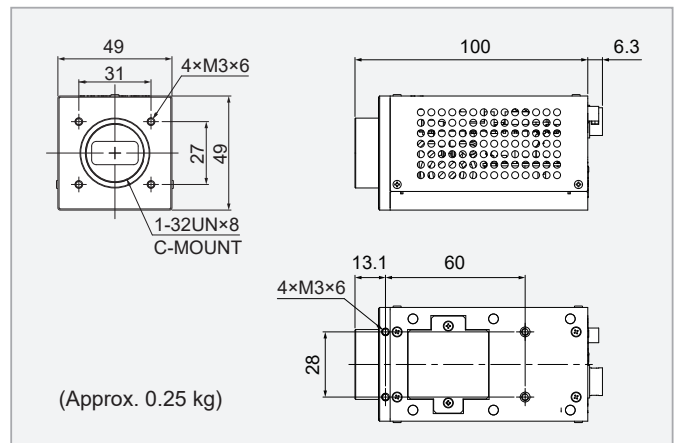
Actual size



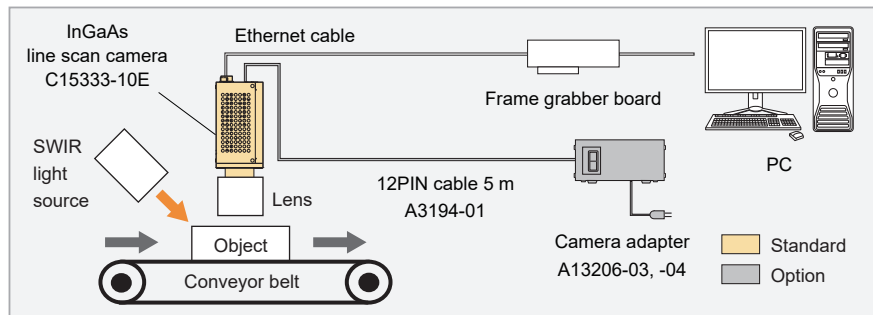
Specifications

Type number	C15333-10E
Imaging device	InGaAs line sensor
Effective number of pixels	1024 (H) × 1 (V)
Pixel size	12.5 μm (H) × 12.5 μm (V)
Effective area	12.8 mm (H) × 0.0125 mm (V)
Maximum line rate	Internal mode: 40 kHz (21 μs exposure time) Sync readout: 40 kHz
Digital output	14 bit
Exposure time	21 μs to 1 s
External trigger input mode	Sync readout
Trigger input connector	12 pin SMA or HIROSE connector
Interface	Gigabit Ethernet
Image processing	Background subtraction Real time shading correction
Lens mount	C mount
Power supply	DC 12 V
Power consumption	6 W max.
Ambient operating temperature	0 °C to +40 °C
Ambient operating humidity	30 % to 80 % (with no condensation)
Ambient storage temperature	-10 °C to +50 °C
Ambient storage humidity	90 % max. (with no condensation)

Dimensional outlines (Unit: mm)



System configuration example (Illumination: Reflection)



Options

Type number	Product name
A13206-03, -04	Camera adapter
A3194-01	12PIN cable 5 m
A15631-01	Base plate
A12106-05	External trigger cable SMA-BNC 5 m
A12107-05	External trigger cable SMA-SMA 5 m

- This product is used by customers in combination with belt conveyors, etc., and the inspection details may be affected by the installation location, installation environment, inspection speed, type of inspection target, etc. When building a system, it is necessary for the customer to pay close attention, and we do not guarantee that this product will meet the specific intended use of the customer.
- Subject to local technical requirements and regulations, availability of products included in this promotional material may vary. Please consult your local sales representative.
- Information furnished by HAMAMATSU is believed to be reliable. However, no responsibility is assumed for possible inaccuracies or omissions. Specifications and external appearance are subject to change without notice.
- The spectral response specified in this catalogue is typical value, it is not guaranteed.

© 2020 Hamamatsu Photonics K.K.

HAMAMATSU PHOTONICS K.K. www.hamamatsu.com

Systems Division

812 Joko-cho, Higashi-ku, Hamamatsu City, 431-3196, Japan, Telephone: (81)53-431-0124, Fax: (81)53-433-8031, E-mail: export@sys.hpk.co.jp

U.S.A.: Hamamatsu Corporation: 360 Foothill Road, Bridgewater, NJ 08807, U.S.A., Telephone: (1)908-231-0960, Fax: (1)908-231-1218 E-mail: usa@hamamatsu.com

Germany: Hamamatsu Photonics Deutschland GmbH.: Arzbergerstr. 10, D-82211 Herrsching am Ammersee, Germany, Telephone: (49)8152-375-0, Fax: (49)8152-265-8 E-mail: info@hamamatsu.de

France: Hamamatsu Photonics France S.A.R.L.: 19, Rue du Saule Trapu, Parc du Moulin de Massy, 91882 Massy Cedex, France, Telephone: (33)1 69 53 71 00, Fax: (33)1 69 53 71 10 E-mail: infos@hamamatsu.fr

United Kingdom: Hamamatsu Photonics UK Limited: 2 Howard Court, 10 Tewin Road, Welwyn Garden City, Hertfordshire AL7 1BW, UK, Telephone: (44)1707-294888, Fax: (44)1707-325777 E-mail: info@hamamatsu.co.uk

North Europe: Hamamatsu Photonics Norden AB: Torshamnsgatan 35 16440 Kista, Sweden, Telephone: (46)8-509 031 00, Fax: (46)8-509 031 01 E-mail: info@hamamatsu.se

Italy: Hamamatsu Photonics Italia S.r.l.: Strada della Moia, 1 int. 6, 20020 Arese (Milano), Italy, Telephone: (39)02-93 58 17 33, Fax: (39)02-93 58 17 41 E-mail: info@hamamatsu.it

China: Hamamatsu Photonics (China) Co., Ltd.: 1201 Tower B, Jiaming Center, 27 Dongsanhuan Bellu, Chaoyang District, 100020 Beijing, P.R.China, Telephone: (86)10-6586-6006, Fax: (86)10-6586-2866 E-mail: hpc@hamamatsu.com.cn

Taiwan: Hamamatsu Photonics Taiwan Co., Ltd.: 8F-3, No.158, Section2, Gongdao 5th Road, East District, Hsinchu, 300, Taiwan R.O.C. Telephone: (886)3-659-0080, Fax: (886)3-659-0081 E-mail: info@hamamatsu.com.tw